

2020 COUNTY DATA SHEET

(Must Accompany 2020 Budget)

COUNTY of BERGEN

Introduced June 24, 2020
Public Hearing July 29, 2020

Adopted July 29, 2020

County Officials	
Lara Rodriguez Clerk to the Board of Chosen Freeholders	
Joseph Luppino County Finance Officer	Y0064 Cert No.
Steven Wielkotz Registered Municipal Accountant	413 Lic No.
Julien X. Neals, Esq. County Counsel	
James J. Tedesco, III County Executive	

Board of Chosen Freeholders	
Name	Term Expires
Freeholder Chairwoman Mary J. Amoroso	2022
Freeholder David L. Ganz	2020
Freeholder Germaine M. Ortiz	2022
Freeholder Thomas J. Sullivan	2022
Freeholder Steven A. Tanelli	2021
Freeholder Vice Chairwoman Dr. Joan M. Voss	2020
Freeholder Tracy Silna Zur	2021


ADOPTED COPY

Official Mailing Address of Municipality

County of Bergen
1 Bergen County Plaza, Room 501
Hackensack, New Jersey 07601

Fax #: 201-336-6595

Please attach this to your 2020 Budget and Mail to:




Director, Division of Local Government Service
Department of Community Affairs
PO Box 803
Trenton NJ 08625

Division Use Only	
Municode:	_____
Public Hearing Date:	_____

2020 COUNTY BUDGET

Budget of the County of Bergen for the Fiscal Year 2020

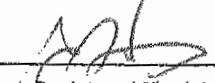
It is hereby certified the Budget and Capital Budget annexed hereto and hereby made a part hereof is a true copy of the Budget and Capital Budget approved by resolution of the Board of Chosen Freeholders on the 29th day of JULY, 2020 and that public advertisement will be made in accordance with the provisions of N.J.S. 40A:4-6 and N.J.A.C. 5:30-4.4(d).

Lara Rodriguez 
 Clerk to the Board
 One Bergen County Plaza
 Address
 Hackensack, New Jersey 07601
 Address
 201-336-6525
 Phone Number

Certified by me, this 29th day of JULY, 2020

It is hereby certified that the approved Budget annexed hereto and hereby made a part is an exact copy of the original on file with the Clerk of the Governing Body, that all additions are correct, all statements contained herein are in proof, and the total of anticipated revenues equals the total of appropriations.


Certified by me, this 29th day of JULY, 2020


 Registered Municipal Accountant
 Pompton Lakes, New Jersey 07442
 Address

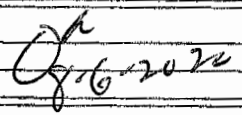
401 Wanaque Avenue
 Address
 973-835-7900
 Phone Number

It is hereby certified that the approved Budget annexed hereto and hereby made a part is an exact copy of the original of file with the Clerk of the Governing Body, that all additions are correct, all statements contained herein are in proof, the total of anticipated revenues equals the total of appropriations.

Certified by me, this 29th day of JULY, 2020


 Joseph Luppino, CCFO/CMFO
 Chief Financial Officer


DO NOT USE THESE SPACES



CERTIFICATION OF ADOPTED BUDGET

It is hereby certified that the amount to be raised by taxation for County purposes has been compared with the approved Budget previously certified by me and any changes required as a condition to such approval have been made. The adopted budget is certified with respect to the foregoing only.

STATE OF NEW JERSEY
 Department of Community Affairs
 Director of the Division of Local Government Services

Dated: 8/6 2020 By: 

CERTIFICATION OF APPROVED BUDGET

It is hereby certified that the Approved Budget made part hereof complies with the requirements of law, and approval is given pursuant to N.J.S. 40A:4-79.

STATE OF NEW JERSEY
 Department of Community Affairs
 Director of the Division of Local Government Services

Dated: _____ 2020 By: _____

COMMENTS OR CHANGES REQUIRED AS A CONDITION OF CERTIFICATON OF DIRECTOR OF LOCAL GOVERNMENT SERVICES

The changes or comments which follow must be considered in connection with further action on this budget

COUNTY of BERGEN

**2020
COUNTY BUDGET NOTICE**

Annual Budget of the County of Bergen, for the Fiscal Year 2020

Be it Resolved, that the following statements of revenues and appropriations shall constitute the County Budget for the Year 2020

Be it Further Resolved, that said Budget be published in the The Bergen Record

in the issue of June 28, 2020.

The Board of Chosen Freeholders of the County of Bergen does hereby approve the following as the Budget for the year 2020.

RECORDED VOTE
(INSERT LAST NAME)

FREEMOLDERS
 AMBROSO
 VOES
 TANELLI
 CAUZE
 SULLIVAN
~~BOAT~~ ORTIZ
 ZUR

Ayes

Nays

Abstained

Absent

Notice is hereby given that the Budget and Tax Resolution was approved by the Board of Chosen Freeholders of the County of Bergen on June 24, 2020.

A Hearing on the Budget and Tax Resolution will be held at One Bergen County Plaza, Hackensack, New Jersey, 07601, on July 29, 2020 at

7:00 PM o'clock at which time and place objections to said Budget and Tax Resolution for the year 2020 may be presented by taxpayers or other interested persons.

EXPLANATORY STATEMENT			
SUMMARY OF APPROVED BUDGET	FOCA	YEAR 2020	YEAR 2019
Total Appropriations (Item 9, Sheet 30)	34-499	\$ 741,887,685	\$ 550,016,087
Less: Anticipated Revenues (Item 5, Sheet 9)	13-199	\$ 305,787,709	\$ 144,773,691
Amount to be Raised by Taxation - County Purpose Tax (Item 6, Sheet 9)	07-199	\$ 436,099,976	\$ 419,406,785

EXPLANATORY STATEMENT - (Continued)
SUMMARY OF 2019 APPROPRIATIONS EXPENDED AND CANCELED

	General Appropriations	Utility Appropriations
Budget Appropriations - Adopted Budget	550,016,098	
Budget Appropriation Added by N.J.S 40A:4-87	14,164,390	
Emergency Appropriations		
Total Appropriations	564,180,488	
Expenditures Paid or Charged	548,205,059	
Reserved	12,048,173	
Unexpended Balances Canceled	3,927,244	
Total Expenditures and Unexpended Balances Cancelled	564,180,476	
Overexpenditures*		

Explanations of Appropriations for "Other Expenses"

The amounts appropriated under the title of "Other Expenses" are for operating costs other than "Salaries & Wages."

Some of the items included in "Other Expenses" are:

Materials, supplies and non-bondable equipment;

564,180,476

12

Repairs and maintenance of buildings, equipment, roads, etc.,

Contractual services for garbage and trash removal, fire hydrant service, aid to volunteer fire companies, etc;

Printing and advertising, utility services, insurance and many other items essential to the services rendered by municipal government.

*See Budget Appropriation items so marked to the right of column "Expended 2019 Reserved."

		EXPLANATORY STATEMENT - (Continued)			
		BUDGET MESSAGE			
1977 Cap Calculation		1977 Calc		Allowable County Purpose Tax Before Additional Modifications	\$ 281,052,075
County Purpose Tax Levy- Prior Year- (2019)		\$419,406,785		Add Modifications:	
Cap Base Adjustment		<u>0</u>		New Construction - Actual	3,267,647
Adjusted County Purpose Tax Levy - 2019		\$419,406,785		Debt Service - Net of Debt Service Revenues	88,142,662
Less Modifications:				Deferred Charges	
Debt Service - Net of Debt Service Revenues	83,886,526			Capital Improvements N.J.S.A. 40A: 2-2	3,850,000
Board of Social Services County Welfare Board	8,283,301			Matching Funds For State And Federal Grants:	<u>115,000</u>
Excess of 2012 funding over 1992 - College				Board of Social Services County Welfare Board	8,281,798
Ch. 76 PI 1993	7,468,273			Vocational School	32,740,554
Excess of 2012 Out of County College funding over 1992 Base				Special Services School	10,620,683
Vocational School	32,116,672			Excess of 2017 Out of County College funding over 1992 Base	<u>0</u>
Special Services School	10,339,867			Excess of 2017 funding over 1992 - College	
Capital Improvements N.J.S.A. 40A: 2-2	3,000,000			Ch. 76 PI 1993	7,873,984
Health Insurance	<u>0</u>			Health Insurance Increase	<u>0</u>
Matching Funds For State And Federal Grants	<u>115,000</u>			Total Modifications	<u>154,892,328</u>
Total Modifications		<u>145,209,639</u>		Sub-Total (Levy CAP Determination Amount)	435,944,402
Amount On Which Cap Is Applied Per		274,197,146		CAP Bank Utilized	<u>155,573</u>
Division of Local Government Services				Allowable County Purpose Tax After Modifications	436,099,975
CAP COLA Increase 0.50%	2.500%	<u>6,854,929</u>		2020 COUNTY PURPOSE TAX LEVY	\$ 436,099,976
Allowable County Purpose Tax Before Additional Modifications		281,052,075			
(Per N.J.S. 40A:4-45.4)				ADD ANTICIPATED REVENUES	<u>305,787,709</u>
				TOTAL ALLOWABLE COUNTY BUDGET	<u>741,887,684</u>
				2020 BUDGET	<u>741,887,685</u>
				AMOUNT UNDER/(OVER CAP)	<u>\$ (1)</u>

NOTE:

MANDATORY MINIMUM BUDGET MESSAGE MUST INCLUDE THE FOLLOWING:

1. HOW THE "CAP" WAS CALCULATED. (Explain in words what the "CAPS" mean and show the figures.)
2. A SUMMARY BY FUNCTION OF THE APPROPRIATIONS THAT ARE SPREAD AMONG MORE THAN ONE OFFICIAL LINE ITEM (e.g. if Sheriff's Office S&W appears in the regular section and also under State and Federal Programs section, combine the figures for purposes of citizen understanding.)

EXPLANATORY STATEMENT - (Continued)

BUDGET MESSAGE

**2010 CAP LAW
Calculation**

	<u>2010 Calculation</u>	
County Purpose Tax- Prior Year	\$ 419,406,785	
Cap Base Adjustments	0	
Net Prior Year Tax Levy For County	<u>419,406,785</u>	
ADD 2% Cap Increase	8,388,136	
Adjusted Tax Levy	<u>427,794,921</u>	
Add: Assumption of Services/Function		
Subtotal	427,794,921	
<u>Exclusions</u>		
Shared Service Increases		
Health Care Cost Increases	0	
Pension Increases	0	
Capital Improvement Increase	850,000	
Debt Services Increases	6,322,387	
Defd Charges: Emergencies	<u>0</u>	
ADD Total Exclusions	7,172,387	
Less: Cancelled or Unexpended Exclusions	<u>(2,007,244)</u>	
Adjusted Tax Levy After Exclusions	432,960,064	
New Ratables & Additions	1,397,568,919	
Prior Year County Tax	<u>0.23380933</u>	
	<u>3,267,647</u>	
Maximum Allowable to Be Raised by Taxation -2010	436,227,711	

Maximum Allowable to Be Raised by Taxation -2010	\$ 436,227,710
2020 COUNTY PURPOSE TAX LEVY	\$ 436,099,976
Maximum Allowable to Be Raised by Taxation -1977	436,099,975
USE Lesser of 2010 v. 1977 CAP	USE 1977 CAP
ADD: Anticipated Revenues	436,099,976
Total Revenues	<u>305,787,709</u>
	741,887,685
2020 Adopted Budget	<u>741,887,685</u>
AMOUNT UNDER/(OVER CAP)	\$ <u>0</u>

Health Insurance, Prescription Plan and Dental Plan

The total county's share of health contributions to the health insurance self insurance fund for calendar year 2019 was \$78,130,000. For 2020 the county budgeted \$80,180,000 for employee health claims, Perscriptions and Dental. In addition, for 2019 employees contributed \$10,188,302 pre-tax contribution to the health insurance self insurance fund. For 2020 projected employee contribution to the health self-insurance plan will be \$10.912 million.

Retirees/COBRA billings and interest income amounted to \$907,081 for 2019. Total health claims paid out of the self-insurance trust fund and other expense in 2019 was \$72,779,796

NOTE:

MANDATORY MINIMUM BUDGET MESSAGE MUST INCLUDE THE FOLLOWING:

1. HOW THE "CAP" WAS CALCULATED. (Explain in words what the "CAPS" mean and show the figures.)
2. A SUMMARY BY FUNCTION OF THE APPROPRIATIONS THAT ARE SPREAD AMONG MORE THAN ONE OFFICIAL LINE ITEM (e.g. if Sheriff's Office S&W appears in the regular section and also under State and Federal Programs section, combine the figures for purposes of citizen understanding.)

EXPLANATORY STATEMENT - (Continued)

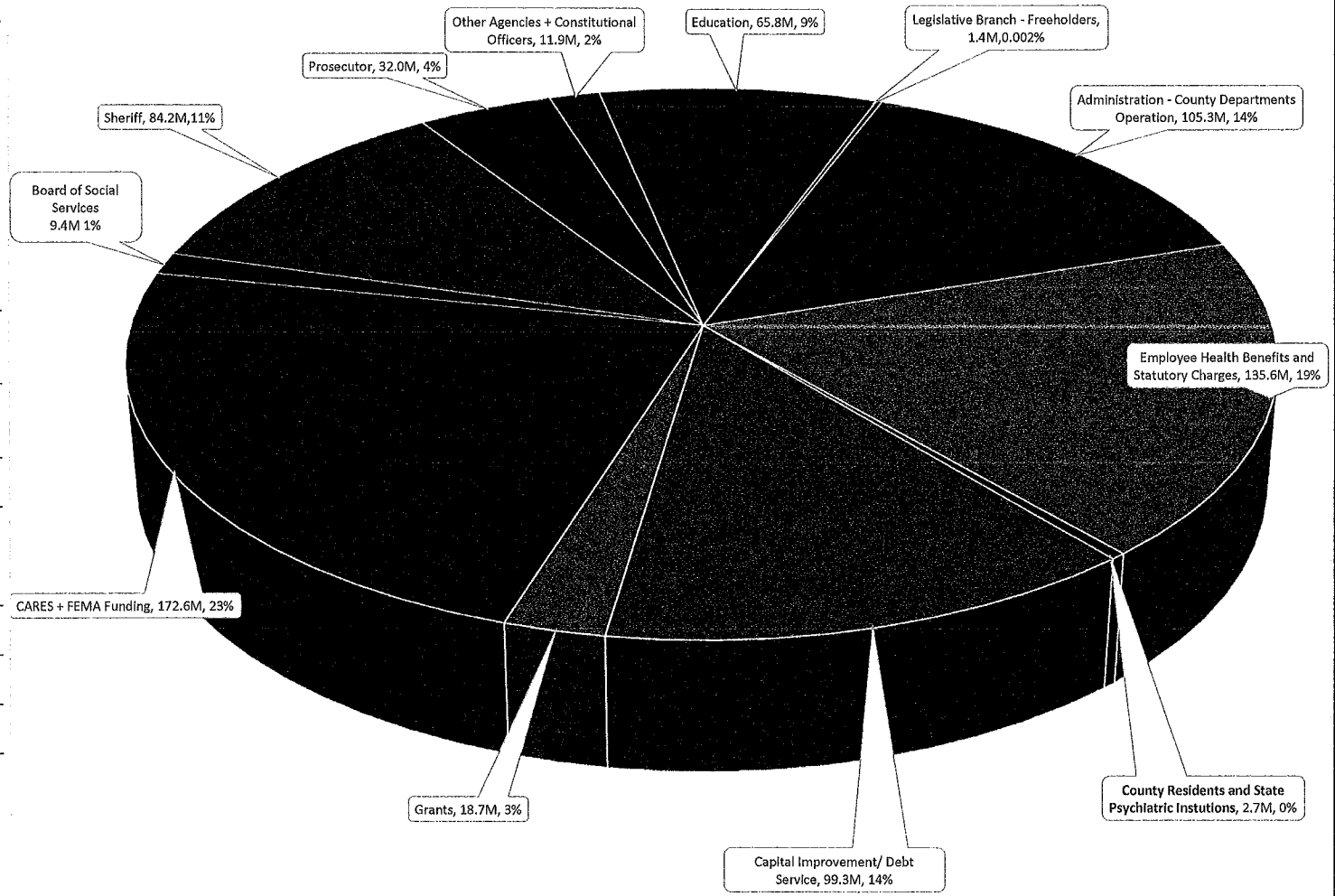
BUDGET MESSAGE

NEW JERSEY DEPARTMENT OF HUMAN SERVICES
 STATE ASSUMPTION OF CERTAIN
 COUNTY HUMAN SERVICE COSTS
 ESTIMATE IMPACT ON COUNTY CALENDAR YEAR 2020 BUDGET

CHART	Description	County Appropriation	County Revenue	County Cost
CHART 1	Div. Develop. Disabilities (DDD) Costs	10,716,462	10,716,462	0
CHART 2	(DFD) Supplemental Security Income	1,158,082	1,158,082	0
CHART 3	(DFD) TANF COSTS - Temp. Asst. to Needy Families	107,542	0	107,542
CHART 1	Div. of Mental Health & Addiction Services & Rutgers	7,609,677	5,889,180	1,720,497
CHART 8	Div. of Developmental Disabilities		243,000	
CHART 4	Est. Costs Share of Greystone Psychiatric Hospital Patients	Included in Chart 1		Included in Chart 1
Division of Child Protection and Permanency	DYFS	2,956,174	2,956,174	0

EXPLANATION OF ALLOCATION OF APPROPRIATIONS

	INTRODUCED BUDGET 2020
Legislative Branch - Freeholders	1,376,900
Administration - County Departments Operation	
Administration and Finance/ County Executive	12,176,222
Health Department	20,962,341
Human Services	15,165,505
Department of Law	2,693,013
Law and Public Safety	12,864,470
Public Works	22,274,320
Parks	14,257,729
Planning	2,952,040
Other	1,175,000
BC Improvement & Hospital Authority	750,000
Administration - County Departments Operation	105,270,640
Employee Health Benefits and Statutory Charges	138,585,297
County Residents and State Psychiatric Institutions	2,742,002
Capital Improvement/ Debt Service	99,317,000
Grants	18,697,735
Grants- COVID19 CARES + FEMA Funding	172,662,060
Board of Social Services	9,439,880
Sheriff	84,194,691
Prosecutor	31,957,065
Surrogate	2,046,581
County Clerk	5,207,177
Board of Taxation	592,788
Board of Elections	1,415,153
Superintendent of Elections	2,606,700
Other Agencies + Constitutional Officers	11,868,399
Education	65,776,016
Total	741,887,685



**EXPLANATORY STATEMENT
BUDGET MESSAGE - STRUCTURAL BUDGET IMBALANCES**

<div style="display: flex; flex-direction: column; align-items: center;"> <div style="writing-mode: vertical-rl; transform: rotate(180deg); font-size: small;">Revenues at Risk</div> <div style="writing-mode: vertical-rl; transform: rotate(180deg); font-size: small;">Non-recurring current appropriations</div> <div style="writing-mode: vertical-rl; transform: rotate(180deg); font-size: small;">Future Year Appropriation Increases</div> <div style="writing-mode: vertical-rl; transform: rotate(180deg); font-size: small;">Structural Imbalance Offsets</div> </div>				Line Item. Put "X" in cell to the left that corresponds to the type of imbalance.	Amount	Comment/Explanation
X		Capital Surplus	\$5,000,000.00	Decrease of this revenue will be offset by other revenue;		
X		Motor Vehicle Surplus - Trust Fund	\$1,300,000.00	Decrease in collection of motor vehicle fines and increased utilization of trust fund;		
	X	Public Employees Retirement System	unknown	Increases based on state formulas;		
	X	Police and Fire Retirement System	unknown	Increases based on state formulas;		
	X	Peer Grouping Grant Revenue	\$1,563,319.00	Continued state and federal reduction to Medicaid revenues may cause these revenues to decline;		

Explanatory Statement - (continued)
Budget Message

Analysis of Compensated Absence Liability

Legal basis for benefit
(check applicable items)

Organization/Individuals Eligible for Benefit	Gross Days of Accumulated Absence	Value of Compensated Absences	Approved Labor Agreement	Local Ordinance	Individual Employment Agreements
BCIA	1,483.740	\$81,439.59			
ASSIST PROSECUTOR ASSOC	42,152.470	\$2,699,306.92			
CWA 1036 PARKS ED MGT	18,319.618	\$710,104.89			
FIXED ANNUAL	66,618.500	\$3,391,579.85			
FIXED ANNUAL CLERK STAFF	1,167.402	\$45,928.03			
FIXED ANNUAL CONSTITUTION	2,011.390	\$172,830.54			
FIXED ANNUAL ELECTED	499.240	\$35,218.49			
FIXED ANNUAL OEM	2,278.980	\$86,442.17			
FIXED ANNUAL PROSECUTOR	16,269.295	\$811,713.14			
FIXED ANNUAL SHERIFF	9,932.137	\$388,743.46			
NJELU 1 SUPT OF ELECT	10,647.440	\$223,052.28			
OPEIU 32 SHERIFF CL	16,917.638	\$497,640.91			
OPEIU 32 SHERIFF LE	13,950.568	\$335,477.83			
OPEIU 32 SHERIFF NU	5,174.244	\$208,283.38			
PARKS SUPERVISORY	8,775.283	\$237,195.07			
USW 655 BLUE	158,579.273	\$3,441,661.78			
USW 655 BLUE PST'S	8,261.540	\$191,801.00			
USW 755 SURROGATE 70	8,216.097	\$288,033.70			
USW 755 SURROGATE 80	4,007.311	\$191,796.15			
RWDSU 108 BLUE COLLAR	31,062.449	\$607,972.49			
RWDSU 108 WHITE COLLAR	3,873.220	\$102,829.30			
Totals	days				
Total Funds Reserved as of end of 2019		\$2,904,000.00			
Total Funds Appropriated in 2020		\$ 736,957.00			

Explanatory Statement - (continued)
Budget Message

Analysis of Compensated Absence Liability

Legal basis for benefit
(check applicable items)

Organization/Individuals Eligible for Benefit	Gross Days of Accumulated Absence	Value of Compensated Absences	Approved Labor Agreement	Local Ordinance	Individual Employment Agreements
PBA 134 IN	8,239.786	\$475,980.89			
PBA 134 OF	203,770.920	\$11,965,582.96			
PBA 134A CAPT/DPTY WRDN	15,176.190	\$1,218,011.94			
PBA 203 WGHTS & MEAS	1,132.633	\$37,592.51			
PBA 221 CHF/DPTY CHIEF	6,375.935	\$644,710.87			
PBA 221 PROSECUTOR INV	67,437.216	\$4,544,708.63			
PBA 221 SUPERIOR OFF	25,640.902	\$2,118,828.85			
PBA 49 COUNTY POLICE	35,776.274	\$2,505,368.61			
UPSEU PROS W/C 65	3,057.920	\$89,629.79			
UPSEU PROS W/C 75	16,893.187	\$528,866.30			
UPSEU PROS W/C 80	5,209.360	\$195,253.20			
UPSEU PROS W/C IT UNIT 65	3,050.190	\$260,823.88			
UPSEU PROS W/C IT UNIT 80	10,148.962	\$486,327.37			
UPSEU SUPERVISORY 2017	4,095.400	\$133,358.91			
UPSEU SUPERVISORY UNIT	3,655.814	\$152,432.22			
USW 755 WHITE 65	28,910.443	\$998,335.24			
USW 755 WHITE 70	29,188.040	\$778,966.72			
USW 755 WHITE 75	9,959.198	\$299,964.57			
USW 755 WHITE 80	205,702.048	\$5,908,977.22			
Totals	136,344.000 days	\$48,092,771.65			
Total Funds Reserved as of end of 2019		\$2,904,000.00	*		
Total Funds Appropriated in 2020		\$ 736,957.00	**		

* Balance in Accumulated Absence & Terminal Leave Trust Account

** \$519,557 Budgeted in Constitutional Offices Salary & Wage Line Items & \$250,000 Budget in Terminal Leave Line Item

CURRENT FUND- ANTICIPATED REVENUES

GENERAL REVENUES	FCOA	Anticipated				Realized in Cash in 2019	
		2020		2019			
1. Surplus Anticipated	08-401	25,000,000		20,500,000		20,500,000	
2. Surplus Anticipated with Prior Written Consent of Director of Local Government Services	08-402						
Total Surplus Anticipated	08-400	25,000,000		20,500,000		20,500,000	
3. Miscellaneous Revenues - Section A: Local Revenues	xxxxxxx	xxxxxxxxxxxxxxxxxxx	xxx	xxxxxxxxxxxxxxxxxxx	xxx	xxxxxxxxxxxxxxxxxxx	xxx
County Clerk							
Register of Deeds	08-120	2,200,000		1,900,000		2,587,680	
Surrogate	08-160	550,000		525,000		563,744	
Sheriff	08-270	7,400,000		6,900,000		8,204,106	
Interest on Investments and Deposits - Current	08-130	1,263,708		2,215,806		3,164,274	
Parks Fees and Revenues	08-375	1,500,000		2,300,000		2,351,917	
Golf Fee Revenues	08-376	6,000,000		6,350,000		7,162,007	
Realty Transfer Fees	08-120	7,800,000		8,825,000		8,338,332	
State of NJ - Court Lease	08-130	122,682		122,682		122,682	
Central Municipal Court	08-130	500,000		850,000		732,751	
Election Ballot Printing	17-121	900,000		975,000		910,899	
Due From Grant Fund	08-500	1,600,000					

CURRENT FUND- ANTICIPATED REVENUES-(continued)

GENERAL REVENUES	FCOA	Anticipated		Realized in Cash in 2019
		2020	2019	
3. Miscellaneous Revenues - Section A: Local Revenues (continued):				
Reimbursement from State of NJ for State Detainees held in County Jails	08-270	25,000	25,000	38,873
Police and Fire Academy Fees	08-240	400,000	325,000	431,900
Reimbursement for In-Kind Grants	16-860	2,600,000	2,200,000	2,838,597
Animal Shelter Contracts	08-330	1,000,000	700,000	1,038,247
Animal Center - Other Fees	08-330	130,000	130,000	134,839
Shared Services Health Agreements	11-330	1,750,000	1,700,000	1,876,344
Bergen County Health Care Center	09-330	7,000,000	7,600,000	7,816,973
Shared Services Health Agreement - Kearney	11-330	68,585	67,240	68,585
Shared Services Human Services - 40 Passaic Street	11-340	390,000	425,000	440,376
Interlocal - Interboro Regional Communications Network	08-252	295,000	295,000	295,000
Total Section A: Local Revenues	08-001	43,494,975	44,430,728	48,359,387

CURRENT FUND- ANTICIPATED REVENUES-(continued)

GENERAL REVENUES	FCOA	Anticipated				Realized in Cash in 2019	
		2020		2019			
3. Miscellaneous Revenues - Section B: State Aid Without Offsetting							
Appropriations:							
Franchise Tax on Life Insurance Companies (N.J.S.A. 54:18A)							
Franchise Tax on Stock Insurance Companies (Other than Life Insurance)(N.J.S.A. 54:16A)							
State Aid - County College Bonds (N.J.S.A. 18A:64A-22.6)	09-920	2,206,338		2,877,250		2,935,685	
Permanent Disability - Patients in County Institutions (N.J.S.A. 44:7-38 et seq.)							
State Aid - School Bonds (Chapter 74, Laws of 1978 as Amended)							
Total Section B: State Aid Without Offsetting Appropriations	09-001	2,206,338		2,877,250		2,756,075	

CURRENT FUND- ANTICIPATED REVENUES-(continued)

GENERAL REVENUES	FCOA	Anticipated				Realized in Cash	
		2020		2019		in 2019	
3. Miscellaneous Revenue - Section C:							
State Assumption of Costs of County Social and Welfare Services and Psychiatric Facilities							
Social and Welfare Services (c.66.P.L. 1990):	xxxxxxx	xxxxxxxxxxxxxxx	xxx	xxxxxxxxxxxxxxx	xxx	xxxxxxxxxxxxxxx	xxx
Temporary Assistance to Needy Families							
Division of Youth and Family Services	09-151			\$ -		\$ -	
Supplemental Social Security Income	09-152	\$ 1,158,082		\$ 988,740		\$ 1,059,339	
Psychiatric Facilities (c.73, P.L.1990)	xxxxxxx		xxxxxxxxxxxxxxx	xxx		xxxxxxxxxxxxxxx	xxx
Maintenance of Patients in State Institutions for Mental Diseases	09-153						
Maintenance of Patients in State Institutions for Mentally Disabled	09-154						
State Patients in County Psychiatric Hospitals							
Board of County Patients in State and Other Institutions	09-155			\$ -			
Board of County Patients in State and Other Institutions - Prior Years	09-156			\$ -		\$ -	
DDD Assessment Program	09-157	225,000		\$ 86,000		\$ 251,855	
Total Section C: State Assumption of Costs of County Social & Welfare Services & Psychiatric Facilities	xxxxxxx	xxxxxxxxxxxxxxx	xxx	xxxxxxxxxxxxxxx	xxx	xxxxxxxxxxxxxxx	xxx
	09-199	\$ 1,383,082		\$ 1,074,740		\$ 1,406,390	

GENERAL REVENUES

	FCOA	Anticipated		Realized in Cash	
		2020	2019	in 2019	
3. Miscellaneous Revenues - Section D:Special Items of General Revenue Anticipated					
With Prior Written Consent of the Director of Local Government Services -					
Public and Private Revenues Offset with Appropriations:					
Area Plan Grant	10-701	5,075,434	6,895,545	6,895,545	
	10-701				
Vision /Detention Alternatives	10-702	101,001	101,001	101,001	
IOLTA Fund Grant	10-703	15,000	15,000	15,000	
Homeless Program	10-704	1,264,504	1,362,696	1,362,696	
Medicare Improvement for Patients & Providers Act (MIPPA)	10-705	40,000			
Recycling Enhancement Act Tax	10-706		70,000	70,000	
Victims of Crime Act Program Grant (VOCA)	10-707		386,535	386,535	
Human Services Advisory Council (HSAC)	10-708	66,073	66,073	66,073	
County Comprehensive Alcohol Program	10-709	1,244,103	1,120,661	1,120,661	
Mental Health Board Administrator	10-710		12,000	12,000	
2020 Complete Count Comission County	10-711	302,106		-	
COVID Emergency Housing Victim Grant	10-712	500,000		-	
Subregional Transportation Planning Grant	10-713		198,164	198,164	
Subregional Transportation Planning Grant - Intern	10-714		15,000	15,000	
Municipal Alliance Program	10-715		757,888	757,888	
Victims of Crime Act Program Grant (VOCA)	10-716		367,884	367,884	
Senior Citizen & Disabled Residents Transportation Program	10-717	1,378,526	1,384,360	1,384,360	
Enhanced Training & Services to End Abuse in Later	10-718		400,000	400,000	
				-	

CURRENT FUND- ANTICIPATED REVENUES-(continued)

GENERAL REVENUES	FCOA	Anticipated				Realized in Cash in 2019	
		2020		2019			
3. Miscellaneous Revenues - Section D:Special Items of General Revenue Anticipated With Prior Written Consent of the Director of Local Government Services - Public and Private Revenues Offset with Appropriations (continued):							
State Health Insurance Program (SHIP)	10-719	38,880		36,000		36,000	
Strengthening Local Public Health	10-720	95,000					
Clean Communities Program	10-721			156,516		156,516	
HIV State Prevention Program	10-722			107,000		107,000	
Spring House for Women	10-723	93,624		93,624		93,624	
Mental Health Board Administrator	10-724			12,000		12,000	
Veterans Transportation	10-725			26,000		26,000	
Sexual Assault Nurse Examiner (SART/SANE)	10-726	87,369		85,548		85,548	
Respite Care Program	10-727	565,480		565,480		565,480	
Personal Assistance Service Program (PASP)	10-728			93,054		93,054	
Medicaid Peer Grouping	10-729	1,563,319		1,775,000		1,775,000	
Work First NJ Administration	10-730	114,461		114,461		114,461	
National Council on Aging (NCOA)	10-731	40,000				-	
Enhanced Mobility of Senior & Senior & Disabled Individuals (Section 5310)	10-732	100,000					
Work First New Jersey Administraion - DOL	10-733			40,000		40,000	
FY 2018 Paul Coverdell Grant	10-734			9,300		9,300	
Art Therapy Exercise	10-735			1,000		1,000	
						-	

CURRENT FUND- ANTICIPATED REVENUES-(continued)

GENERAL REVENUES	FCOA	Anticipated				Realized in Cash in 2019	
		2020		2019			
3. Miscellaneous Revenues - Section D:Special Items of General Revenue Anticipated With Prior Written Consent of the Director of Local Government Services - Public and Private Revenues Offset with Appropriations (continued):							
Lead Hazard Control & Healthy Homes Grant Program	10-736	3,300,000					
Cancer Education & Early Detection Program (CEED) (7/1/18 - 6/30/19)	10-737			741,775		741,775	
NJ's Comprehensive Cancer Control Plan	10-738	6,000		130,410		130,410	
Early Intervention Program	10-739			1,658,209		1,658,209	
FY 19 State Homeland Security Program (SHSP)	10-740			436,711		436,711	
Childhood Lead Exposure Prevention (CLEP)	10-741			290,000		290,000	
Unified Child Care	10-742			27,000		27,000	
Unified Child Care (10/1/18 - 9/30/19)	10-743			2,030,773		2,030,773	
Megan's Law Grant	10-744			12,105		12,105	
Personal Assistance Services Program (PASP) Hudson County(1/1/19 - 12/31/19)	10-745			21,083		21,083	
Special Child Health Case Management	10-746			136,000		136,000	
Personal Assistance Services Program (PASP) Hudson County	10-747			1,780		1,780	
Victims Assistance Grant (VAG)	10-748			241,875		241,875	
FY19 Urban Areas Security Initiative (UASI)	10-749			295,000		295,000	
Coporate Marketing - TRAV - 2019	10-750			16,500		16,500	
Coporate Marketing - American Dream	10-751			10,000		10,000	
Juvenile Detention Alternatives Initiative Innovation Progam	10-752	82,945		87,726		87,726	
						-	

CURRENT FUND- ANTICIPATED REVENUES-(continued)

GENERAL REVENUES	FCOA	Anticipated				Realized in Cash in 2019	
		2020		2019			
3. Miscellaneous Revenues - Section D:Special Items of General Revenue Anticipated With Prior Written Consent of the Director of Local Government Services - Public and Private Revenues Offset with Appropriations (continued):							
Sheriff IV D Reimbursement Grant	10-753			15,951		15,951	
Mobilization 2018 Drive Sober or Pulled	10-754			5,170		5,170	
HTS - 2019 Distracted Driving Crackdown	10-755			40,000		40,000	
Creating a Process of Change for Men Who Batter	10-756			2,000		2,000	
Recreational Opportunities for Individuals with Disabilities Grant	10-757			35,000		35,000	
NJ Homeless Veterans Grant Program	10-758			500		500	
Senior Farmers Market Grant	10-759	4,000		4,000		4,000	
State Criminal Alien Assistance Grant	10-760	345,391		467,041		467,041	
Venture Program	10-761			624,000		624,000	
HUD-Veteran's Supportive Housing	10-762	88,415		88,415		88,415	
Drug Recognition Experts	10-763			25,000		25,000	
State Criminal Alien Assistance Grant (2017 SCAAP)	10-764			446,352		446,352	
USMS Regional Task Force	10-765			10,000		10,000	
Transitional Living Program (TLP)	10-766			165,840		165,840	
Job Access & Reverse Commute (JARC)	10-767			175,000		175,000	
ARCH - State Opioid 2020 Program	10-768			125,000		125,000	
Youth Complex Education Program	10-769			161,320		161,320	
Mental Health Law Project	10-770	246,898		246,898		246,898	
						-	

CURRENT FUND- ANTICIPATED REVENUES-(continued)

GENERAL REVENUES	FCOA	Anticipated				Realized in Cash in 2019	
		2020		2019			
3. Miscellaneous Revenues - Section D:Special Items of General Revenue Anticipated With Prior Written Consent of the Director of Local Government Services - Public and Private Revenues Offset with Appropriations (continued):							
Gang, Gun & Narcotics Task Force	10-771	73,254					
TB Control Problem	10-772			272,472		272,472	
Stop Violence Against Women Grant (VAWA)	10-773			66,667		66,667	
Emergency Management Agency Assistance	10-774			55,000		55,000	
Stop Violence Against Women Grant (VAWA)	10-775			69,319		69,319	
Bioterrorism Program - LINCS	10-776			323,720		323,720	
State/Community Partnership Program	10-777	830,965		830,965		830,965	
Children's Interagency Coordination Council	10-778			36,874		36,874	
HUD - Homeless Management Information System	10-779	100,693		82,893		82,893	
Domestic Violence Intervention Services	10-780	507,163		546,813		546,813	
STOP School Violence Program	10-781			500,000		500,000	
Technology Innovation for Public Safety (TIPS) Grant	10-782			500,000		500,000	
Local Arts Program	10-783	106,455		106,455		106,455	
Financial Literacy Education Program	10-784			8,000		8,000	
County Environmental Health Act Grant (CEHA)	10-785			212,670		212,670	
Prosecutor Body Armor Replacement	10-786	9,649		10,055		10,055	

CURRENT FUND- ANTICIPATED REVENUES-(continued)

GENERAL REVENUES	FCOA	Anticipated				Realized in Cash in 2019	
		2020		2019			
3. Miscellaneous Revenues - Section D:Special Items of General Revenue Anticipated With Prior Written Consent of the Director of Local Government Services - Public and Private Revenues Offset with Appropriations (continued):							
	10-787						
Right to Know	10-788			21,869		21,869	
	10-789						
Basic Center Progam Grant	10-790			151,561		151,561	
Historical Commission Special Project Grant	10-791	12,375					
CD-Homeless Management Information System	10-792	20,000		20,000		20,000	
	10-793						
	10-794						
Historical Commission Grant	10-795	49,188		60,000		60,000	
Youth Complex Education Program	10-796			158,000		158,000	
	10-797						
	10-798						
Operating Helping Hands	10-799	162,500		58,824		58,824	
	10-800						
	10-801						

CURRENT FUND- ANTICIPATED REVENUES-(continued)

GENERAL REVENUES	FCOA	Anticipated				Realized in Cash in 2019	
		2020		2019			
3. Miscellaneous Revenues - Section D:Special Items of General Revenue Anticipated With Prior Written Consent of the Director of Local Government Services - Public and Private Revenues Offset with Appropriations (continued):							
	10-802						
Sheriff Body Armor Replacement	10-803	41,964.00		45,271		45,271.36	
Child Advocacy Development Grant	10-804			63,283		63,283.01	
Distracted Driving Campaign Grant	10-805						
Clean Energy Program Administration		25,000.00					
FEMA COVID-19 Emergency		10,000,000.00					
CARE's Act		162,662,060.40					
State Homeland Security Program (SHSP) (9/1/15 - 8/31/18)	10-809						
Rockleigh Intermediate Care Facility Nursing Home	10-810						
Medication Assisted Treatment (MAT) for Substance Use Disorder	10-811						
Community Provider Contract Adjustment Grant	10-812						
CD-Senior Activity Center	10-813						
BC Hackensack Connection Shuttle	10-814						
Transitional Living Program (TLP)	10-815						
FEMA COVID-19 Emergency							
Total Section D: Special Items of General Revenue Anticipated with Prior Written Consent of Director of Local Government Services - Public & Private Revenues Offset with Appropriations	11-001	191,359,795		29,242,935		29,242,935	

CURRENT FUND- ANTICIPATED REVENUES-(continued)

GENERAL REVENUES	FCOA	Anticipated		Realized in Cash in 2019	
		2020	2019		
3. Miscellaneous Revenue - Section E: Special Items of General Revenue Anticipated With Prior Written Consent of Director of Local Government services - Other Special Items:					
Added and Omitted Taxes	16-653	1,429,209	1,588,898	1,588,899	
Capital Surplus	17-600	5,000,000	1,750,000	1,750,000	
Justice Center Parking	08-310	350,000	400,000	411,000	
Motor Vehicle Surplus - Trust Fund	17-240	1,300,000	1,800,000	1,800,000	
Sheriff - Outside Service Administrative Fees	08-270-100	500,000			
Shared Services Pension Agreement	17-920	118,000	118,000	118,572	
Federal Detainee Revenue	08-270	7,000,000	16,000,000	14,405,707	
Public Health Priority Funding	08-120	3,100,000	3,725,000	3,579,739	
Shared Services - 911 Agreements - Demarest	08-252	66,244	66,244	66,244	
Register of Deeds - P.L. 2001 C370	08-120	2,200,000	2,550,000	2,545,608	
Surrogate - P.L. 2001 C370	08-160	640,000	800,000	646,785	
Sheriff - P.L. 2001 C370	08-270	250,000	275,000	282,500	
Shared Services Police Services BCC	08-240	344,000	338,610	338,055	
Medicare Part D Reimbursement	16-220	725,000	815,000	770,129	
Interlocal - 911 Agreement - Ridgefield	08-253	208,000	208,000	208,000	
Housing Authority Lease	08-310	180,973	202,261	180,973	
Health Department- Spring House Medicare Revenues	08-330-263	400,000			
Health Department- Alcohol Recovery Medicare Revenues	08-330-265	400,000			

CURRENT FUND- ANTICIPATED REVENUES-(continued)

GENERAL REVENUES	FCOA	Anticipated				Realized in Cash in 2019	
		2020		2019			
3. Miscellaneous Revenue - Section E: Special Items of General Revenue Anticipated With Prior Written Consent of Director of Local Government services - Other Special Items (continued):	xxxxxxx	xxxxxxxxxxxxxxxxxxx	xxx	xxxxxxxxxxxxxxxxxxx	xxx	xxxxxxxxxxxxxxxxxxx	xxx
Interlocal - 911 Agreement - Palisades Park		160,000					
Interlocal - 911 Agreement - Lodi	08-252	312,120		306,000		312,120	
Interlocal - 911 Agreement - Leonia	08-252	167,775		164,485		167,775	
Interlocal - 911 Agreement - Wyckoff	08-252	188,573		183,600		188,572	
Interlocal - 911 Agreement - Midland Park	08-252	135,000		135,000		135,000	
Bergen County Improvement Authority - Loan Repayment	08-136	3,000,000		6,000,000		7,000,000	
Bergen County Improvement Authority - New Bridge Medical Center- Rental	08-135	3,000,000		4,500,000		4,500,000	
Bergen County Improvement Authority - Legal Settlement	08-135	7,500,000					
Intoxicated Driver Program Fees	08-340	275,000		300,000		326,834	
Interlocal - JDC Revenue Passaic & Union County	08-340	725,000		450,000		740,418	
Interlocal - BCC College Shuttle - Community Transportation	08-292	67,500		135,000		135,000	
Sale of County Assets	08-310	1,400,000		3,300,000		3,362,211	
Interlocal - Security Services at Bergen Technical High School	08-240	300,000		436,940		308,815	
Interlocal - Board of Social Services Payroll & Purchasing	08-130	25,500		25,000		25,000	
Interlocal - Board - Rental of County Facility	08-130	75,625		75,000		75,625	
Title IVD Reimbursements	08-400	600,000					
Planning and Engineering Subdivision Fees	08-500	200,000					
Total Section E: Special Items of General Revenue Anticipated With							
Prior Written Consent of Director of Local Government services - Other Special Items	08-003	42,343,519		46,648,038		50,030,313	

CURRENT FUND- ANTICIPATED REVENUES-(continued)

GENERAL REVENUES	FCOA	Anticipated				Realized in Cash	
		2020		2019		in 2019	
Summary of Revenues							
1. Surplus Anticipated (Sheet 4, #1)	08-401	25,000,000		20,500,000		20,500,000	
2. Surplus Anticipated with Prior Written Consent of Director of Local Government Services(Sheet 4, #2)	08-402	-		-		-	
3. Miscellaneous Revenues	xxxxxxx	xxxxxxxxxxxxxxxxxxx	xxxx	xxxxxxxxxxxxxxxxxxx	xxxx	xxxxxxxxxxxxxxxxxxx	xx
Total Section A: Local Revenues	08-001	43,494,975		44,430,728		48,359,387	
Total Section B: State Aid	09-001	2,206,338		2,877,250		2,756,075	
Total Section C: State Assumption of Costs of County Social & Welfare Services & Psychiatric Facilities	09-199	1,383,082		1,074,740		1,406,390	
Total Section D: Special Items of General Revenue Anticipated with Prior Written Consent of Director of Local Government Services: Public & Private Revenues Offset with Appropriations	11-001	191,359,795		29,242,935		29,242,935	
Total Section E: Special Items of General Revenue Anticipated with Prior Written Consent of Director of Local Government Services: Other Special Items	08-003	42,343,519		46,648,038		50,030,313	
Total Miscellaneous Revenue	13-099	280,787,709		124,273,691		131,795,100	
4. Receipts from Delinquent Taxes							
5. Subtotal General Revenues (Items 1,2,3 and 4)	13-199	305,787,709		144,773,691		152,295,100	
6. Amount to be Raised by Taxation - County Purpose Tax	07-199	436,099,976		419,406,785		419,406,785	
7. Total General Revenue	13-299	741,887,685		564,180,476		571,701,885	

8. GENERAL APPROPRIATIONS (A) Operations	FCOA	Appropriated				Expended 2019	
		for 2020	for 2019	for 2019 By Emergency Appropriation	Total for 2019 As Modified By All Transfers	Paid or Charged	Reserved
LEGISLATIVE BRANCH							
Board of Chosen Freeholders:							
Salaries and Wages	20-110-100-1	203,166	203,166		203,166	202,880	286
Clerk to the Board:							
Salaries and Wages	20-110-105-1	801,034	833,052		749,052	706,008	43,044
Other Expenses	20-110-105-2	372,700	369,700		369,700	365,709	3,991
TOTAL LEGISLATIVE BRANCH	21-499	1,376,900	1,405,918		1,321,918	1,274,597	47,321
EXECUTIVE BRANCH							
County Executive:							
Salaries and Wages	20-100-100-1	1,232,043	1,132,942		1,132,942	1,070,131	62,811
Other Expenses	20-100-100-2	41,500	41,000		41,000	40,090	910
Department of Administration and Finance:							
Division of Treasury:							
Salaries and Wages	20-130-100-1	1,180,659	1,672,497		1,656,497	1,577,009	79,488
Other Expenses	20-130-100-2	58,000	40,000		40,000	38,471	1,529

CURRENT FUND - APPROPRIATIONS

8. GENERAL APPROPRIATIONS (A) Operations	FCOA	Appropriated				Expended 2019	
		for 2020	for 2019	for 2019 By Emergency Appropriation	Total for 2019 As Modified By All Transfers	Paid or Charged	Reserved
EXECUTIVE BRANCH (continued)							
Dept. of Administration and Finance (continued):							
Fiscal Operations Budget & Capital Planning:							
Salaries and Wages	20-130-105-1	1,030,227	692,967		572,967	497,018	75,949
Other Expenses	20-130-105-2	2,245,250	1,777,050		1,977,050	1,807,680	169,370
Division of Community Development:							
Salaries and Wages	20-130-106-2	155,000				-	-
Division of Personnel:							
Salaries and Wages	20-130-110-1	725,813	715,472		625,472	604,901	20,571
Other Expenses	20-130-110-2	41,228	21,890		31,890	26,052	5,838
Division of Purchasing:							
Salaries and Wages	20-130-115-1	768,656	674,298		674,798	674,557	241
Other Expenses	20-130-115-2	57,997	57,997		57,997	39,851	18,146
Division of Information Technology:							
Salaries and Wages	20-130-120-1	1,491,669	1,548,982		1,428,982	1,413,479	15,503
Other Expenses	20-130-120-2	1,051,565	991,077		991,077	950,648	40,429
Division of Public Information:							
Salaries and Wages	20-130-130-1	283,184	288,848		296,848	296,836	12
Other Expenses	20-130-130-2	15,000	15,000		15,000	3,717	11,283
Division of Risk Management:							
Salaries and Wages	23-215-100-1	146,014	190,366		170,366	145,323	25,043

CURRENT FUND - APPROPRIATIONS

8. GENERAL APPROPRIATIONS (A) Operations	FCOA	Appropriated				Expended 2019	
		for 2020	for 2019	for 2019 By Emergency Appropriation	Total for 2019 As Modified By All Transfers	Paid or Charged	Reserved
EXECUTIVE BRANCH (continued)							
Department of Administration and Finance (continued):							
All Insurances							
Division of Risk Management:							
Other Expenses	23-210-100-2	7,221,231	6,511,557		6,111,557	5,572,500	439,056.53 *
Health Benefits, Prescription and Dental Benefits	23-220-100-2	80,180,000	78,130,000		79,738,000	79,267,236	420,763.73 *
Workmen's Compensation	23-215-100-2	4,425,223	3,777,731		4,477,731	4,423,450	54,281
Economic Development:							
Salaries and Wages	20-130-140-1	346,591	345,231		317,031	293,347	23,684
Other Expenses	20-130-140-2	203,605	106,267		117,767	84,633	33,134
							-
Central Municipal Court:							
Salaries and Wages	20-130-125-1	973,221	948,705		948,705	917,770	30,935
Other Expenses	20-130-125-2	129,000	29,000		29,000	15,747	13,253
Salary Adjustment:							
Salaries and Wages	20-132-140-1	700,000	700,000		667,500	22,610	344,890 *
Terminal Pay:							
Salaries and Wages	20-131-140-1	250,000	250,000		250,000	250,000	-
Matching Funds for Grants:							
Other Expenses	20-133-140-2	115,000	115,000		115,000	-	* - *
B.C.I.A. Expenses	20-135-140-2	600,000	1,800,000		1,800,000	1,800,000	-
Hospital Authority	20-136-140-2	150,000	350,000		350,000	-	25,000 *

*Appropriations cancelled by Resolution

CURRENT FUND - APPROPRIATIONS

8. GENERAL APPROPRIATIONS (A) Operations	FCOA	Appropriated				Expended 2019	
		for 2020	for 2019	for 2019 By Emergency Appropriation	Total for 2019 As Modified By All Transfers	Paid or Charged	Reserved
EXECUTIVE BRANCH (continued)							
Reimburse Out of County 2 Year Colleges: NJS18A: 64A-23 (C: 179 PL 1968)							
Other Expenses	20-134-140-2	110,000	110,000		110,000	77,607	22,392.82 *
Department Total	20-199-399	105,927,676	103,033,877		104,745,177	101,910,663	1,934,514
Department of Health:							
Division of Public Health:							
Salaries and Wages	27-330-100-1	2,150,924	648,402		648,402	648,393	9
Other Expenses	27-330-100-2	969,830	542,795		542,795	298,634	244,161
Bergen County Health Care Center:							
Salaries and Wages	27-330-105-1	6,072,937	6,462,612		6,012,612	5,979,256	33,356
Other Expenses	27-330-105-2	3,648,412	3,472,087		3,472,087	3,169,169	302,918
Intoxicated Driver Resource Center:							
Salaries and Wages	27-330-107-1	280,917	253,095		259,095	207,013	2,081.62
Other Expenses	27-330-107-2	18,800	17,800		17,800	11,016	6,784
Division of Mental Health:							
Salaries and Wages	27-330-110-1	197,962	389,154		389,154	272,465	116,689 *
Other Expenses	27-330-110-2	7,100	6,860		6,860	5,776	1,084
Aid to Mental Health:							
Other Expenses	27-330-115-2	1,631,154	1,631,154		1,631,154	1,630,210	944

*Appropriations cancelled by Resolution

CURRENT FUND - APPROPRIATIONS

8. GENERAL APPROPRIATIONS (A) Operations	FCOA	Appropriated				Expended 2019	
		for 2020	for 2019	for 2019 By Emergency Appropriation	Total for 2019 As Modified By All Transfers	Paid or Charged	Reserved
EXECUTIVE BRANCH (continued)							
Department of Health (continued):							
Office of Planning & Development:							
Salaries and Wages	27-330-117-1	242,733	317,755		267,755	213,836	53,919
Other Expenses	27-330-117-2	85,350	64,350		64,350	63,582	768
Public Health Priority Fund:							
Salaries and Wages	27-330-120-1	900,000	900,000		900,000	900,000	0
Other Expenses	27-330-120-2	35,000	55,000		55,000	21,723	33,277
Interlocal Health Agreements:							
Salaries and Wages	27-330-135-1	1,790,279	1,765,000		1,765,000	1,765,000	0
Other Expenses	27-330-135-2	50,000	50,000		50,000	49,960	40
Division of Animal Center:							
Salaries and Wages	27-330-140-1	2,085,728	1,855,432		1,805,432	1,805,416	16
Other Expenses	27-330-140-2	795,215	718,815		718,815	669,009	49,806
Department Total	27-330-399	20,962,341	19,150,311		18,606,311	17,710,457	845,854
Department of Human Services:							
Division of Family Guidance:							
Salaries and Wages	27-340-105-1	4,351,700	4,356,609		4,156,609	3,810,061	146,548 *
Other Expenses	27-340-105-2	362,117	336,717		366,717	347,790	18,927

*Appropriations cancelled by Resolution

CURRENT FUND - APPROPRIATIONS

8. GENERAL APPROPRIATIONS (A) Operations	FCOA	Appropriated				Expended 2019	
		for 2020	for 2019	for 2019 By Emergency Appropriation	Total for 2019 As Modified By All Transfers	Paid or Charged	Reserved
EXECUTIVE BRANCH (continued)							
Department of Human Services (continued):							
Division of Community Services:							
Salaries and Wages	27-340-110-1	1,968,129	2,040,629		2,062,629	1,818,245	244,384
Other Expenses	27-340-110-2	3,301,832	3,266,955		3,281,955	3,168,850	113,105
Division of Senior Services							
Salaries of Wages	27-340-150-1	1,209,889	1,186,219		1,186,219	1,036,378	99,841 *
Other Expenses	27-340-150-2	1,760,503	1,526,584		1,526,584	1,402,970	123,614
Juvenile Detention Center:							
Salaries and Wages	27-340-106-1	1,989,585	1,793,721		1,793,721	1,611,822	81,899 *
Other Expenses	27-340-106-2	221,750	175,537		175,537	171,529	4,008
					-	-	-
Department Total	27-340-399	15,165,505	14,682,971	-	14,549,971	13,367,646	832,325

*Appropriations cancelled by Resolution

CURRENT FUND - APPROPRIATIONS

8. GENERAL APPROPRIATIONS (A) Operations	FCOA	Appropriated				Expended 2019	
		for 2020	for 2019	for 2019 By Emergency Appropriation	Total for 2019 As Modified By All Transfers	Paid or Charged	Reserved
EXECUTIVE BRANCH (continued)							
Department of Law:							
Salaries and Wages	20-155-100-1	2,138,704	2,218,519		2,143,519	2,089,451	54,068
Other Expenses	20-155-100-2	83,500	86,276		86,276	70,846	15,430
Office of Inspector General:							
Salaries and Wages	20-155-120-1	287,182	372,926		372,926	309,734	63,192
Other Expenses	20-155-120-2	3,000	3,000		3,000	1,421	1,579
Office of Mental Health Law:							
Salaries and Wages	20-155-120-1	170,287					
Other Expenses	20-155-120-2	10,340					
Mental Patients in State Institutes:							
Other Expenses - County Share	20-155-110-2	375,000	375,000		375,000	258,043	116,957
DMHAS Greystone Hospital County Residents - County Share	20-155-110-2	261,083	261,083		261,083		261,083
NJ Division of Mental Health - DMAS Costs - County Share	20-155-110-2	2,105,919	2,430,919		2,430,919	2,430,919	-
Department Total	20-155-399	5,435,015	5,747,723		5,672,723	5,160,414	512,309

CURRENT FUND - APPROPRIATIONS

8. GENERAL APPROPRIATIONS (A) Operations	FCOA	Appropriated				Expended 2019	
		for 2020	for 2019	for 2019 By Emergency Appropriation	Total for 2019 As Modified By All Transfers	Paid or Charged	Reserved
EXECUTIVE BRANCH (continued)							
Department of Public Safety:							
Division of Safety and Security							
Salaries and Wages	25-240-101-1	2,578,813	2,459,379		2,394,379	2,394,343	36
Other Expenses	25-240-101-2	108,395	109,196		109,196	80,166	29,030
Division of Weights and Measures & Consumer Protection:							
Salaries and Wages	25-240-105-1	953,609	918,190		847,179	805,807	41,372
Other Expenses	25-240-105-2	151,417	149,800		149,800	141,267	8,533
Division of the Medical Examiner:							
Salaries and Wages	25-240-110-1	472,250	445,546		370,546	353,007	17,539
Other Expenses	25-240-110-2	1,105,515	1,101,420		1,301,420	1,187,014	114,406
Division of Emergency Management:							
Salaries and Wages	25-252-100-1	505,568	574,883		499,883	499,823	60
Other Expenses	25-252-100-2	155,625	148,000		148,000	131,957	16,043
Division of Public Safety Oper 911-Dispatch							
Salaries and Wages	25-252-105-1	3,606,964	3,324,079		3,124,079	3,085,141	38,938
Other Expenses	25-252-105-2	1,568,800	1,558,800		1,558,800	1,533,351	25,449
Division of Law and Public Safety:							
Salaries and Wages	25-240-120-1	1,233,539	1,711,606		1,371,606	1,343,667	27,939
Other Expenses	25-240-120-2	423,975	427,985		427,985	363,447	64,538
Department Total	25-240-399	12,864,470	12,928,884		12,302,873	11,918,989	383,884

CURRENT FUND - APPROPRIATIONS

8. GENERAL APPROPRIATIONS (A) Operations	FCOA	Appropriated				Expended 2019	
		for 2020	for 2019	for 2019 By Emergency Appropriation	Total for 2019 As Modified By All Transfers	Paid or Charged	Reserved
EXECUTIVE BRANCH (continued)							
Department of Public Works:							
Division of General Services:							
Salaries and Wages	26-310-100-1	4,456,079	4,494,494		4,394,494	4,306,340	88,154
Other Expenses	26-310-100-2	8,986,000	9,346,500		9,346,500	8,400,362	916,138.03 *
Division of Mechanical Services							
Salaries and Wages	26-310-120-1	1,154,768	1,258,651		1,156,651	1,075,689	70,961.81
Other Expenses	26-310-120-2	2,358,700	2,405,300		2,605,300	2,499,665	105,635
Division of Administration:							
Salaries and Wages	26-290-100-1	470,971	551,824		541,824	478,081	63,743
Other Expenses	26-290-100-2	18,225	6,175		6,175	1,968	4,207
Division of Shared Services:							
Salaries and Wages	26-291-100-1	78,030	76,500		76,500	76,436	64
Other Expenses	26-291-100-2	950	2,500		2,500	301	2,199
Division of Operations:							
Salaries and Wages	26-292-100-1	874,034	852,239		1,042,239	1,030,459	1,779.63 *
Other Expenses	26-292-100-2	1,430,700	2,775,297		2,775,297	2,126,003	649,294
Division of Community Transportation							
Salaries and Wages	26-315-100-1	1,131,788	1,056,691		1,056,691	1,056,057	634
Other Expenses	26-315-100-2	119,290	98,100		98,100	60,941	37,159

*Appropriations cancelled by Resolution

CURRENT FUND - APPROPRIATIONS

8. GENERAL APPROPRIATIONS (A) Operations	FCOA	Appropriated				Expended 2019	
		for 2020	for 2019	for 2019 By Emergency Appropriation	Total for 2019 As Modified By All Transfers	Paid or Charged	Reserved
EXECUTIVE BRANCH (continued)							
Department of Public Works (continued):							
Division of Mosquito Control:							
Salaries and Wages	26-320-105-1	918,635.00	\$ 938,831		\$ 938,831	\$ 885,727	\$ 53,104
Other Expenses	26-320-105-2	276,150.00	\$ 269,560		\$ 269,560	\$ 206,062	\$ 63,498
Department Total	26-400-399	\$ 22,274,320	\$ 24,132,662		\$ 24,310,662	\$ 22,204,091	\$ 2,056,571.19
Department of Parks:							
Division of Cultural and Historic Affairs:							
Salaries and Wages	28-370-100-1	257,750.00	\$ 230,079		\$ 230,079	\$ 203,195	\$ 26,884
Other Expenses	28-370-100-2	33,260.00	\$ 33,063		\$ 33,063	\$ 32,658	\$ 405
Division of Parks and Recreation:							
Salaries and Wages	28-375-100-1	5,289,299.00	\$ 5,248,845		\$ 5,473,845	\$ 5,455,399	\$ 18,446
Other Expenses	28-375-100-2	3,231,150.00	\$ 3,510,700		\$ 3,955,700	\$ 3,811,403	\$ 144,297
Other Expenses- Land Management	28-376-100-2	10,000.00					
Division of Golf Courses							
Salaries and Wages	28-377-100-1	4,112,070.00	\$ 4,063,083		\$ 4,027,083	\$ 3,886,466	\$ 140,617
Other Expenses	28-377-100-2	1,324,200.00	\$ 1,463,820		\$ 1,600,820	\$ 1,432,135	\$ 168,685
Department Total	28-400-399	\$ 14,257,729	\$ 14,549,590		\$ 15,320,590	\$ 14,821,256	\$ 499,334

CURRENT FUND - APPROPRIATIONS

8. GENERAL APPROPRIATIONS (A) Operations	FCOA	Appropriated				Expended 2019	
		for 2020	for 2019	for 2019 By Emergency Appropriation	Total for 2019 As Modified By All Transfers	Paid or Charged	Reserved
EXECUTIVE BRANCH (continued)							
Department of Planning and Engineering							
Division of Construction Board of Appeals:							
Other Expenses	20-180-105-2	375	375		375		375
Division of Planning							
Salaries and Wages	20-180-110-1	1,010,542	1,045,598		1,015,598	1,014,995	603
Other Expenses	20-180-110-2	42,560	37,494		37,494	36,204	1,290
Division of Engineering							
Salaries and Wages	20-180-120-1	1,758,688	1,646,906		1,646,906	1,619,703	27,203
Other Expenses	20-180-120-2	114,875	93,775		93,775	73,963	19,812
Division of Transportation Planning:							
Other Expenses	20-180-115-2	25,000	25,000		25,000	-	5,000 *
Department Total	26-180-399	2,952,040	2,849,148		2,819,148	2,744,865	54,283
TOTAL EXECUTIVE BRANCH	28-499	199,839,096.00	197,075,166.00		198,327,455.00	189,838,381.95	7,119,073.05

*Appropriations cancelled by Resolution

CURRENT FUND - APPROPRIATIONS

8. GENERAL APPROPRIATIONS (A) Operations	FCOA	Appropriated				Expended 2019	
		for 2020	for 2019	for 2019 By Emergency Appropriation	Total for 2019 As Modified By All Transfers	Paid or Charged	Reserved
EDUCATIONAL AGENCIES							
Superintendent of Schools:							
Salaries and Wages	29-392-100-1	438,100	414,076		414,076	395,203	18,873
Other Expenses	29-392-100-2	35,425	31,525		31,525	19,307	12,218
Vocational Schools:							
Other Expenses	29-393-100-2	32,740,554	32,116,672		32,116,672	30,809,468	1,307,204
Bergen County Community College							
Other Expenses	29-395-100-2	21,941,254	21,535,543		21,535,543	21,535,543	-
Special Services School:							
Other Expenses	29-394-100-2	10,620,683	10,339,867		10,339,867	10,339,867	-
TOTAL EDUCATIONAL AGENCIES	29-499	65,776,016	64,437,683		64,437,683	63,099,387	1,338,296
CONSTITUTIONAL OFFICERS							
County Surrogate:							
Salaries and Wages	20-160-100-1	1,962,736	1,911,033		1,881,033	1,867,010	14,023
Other Expenses	20-160-100-2	83,845	76,409		76,409	75,793	616

CURRENT FUND - APPROPRIATIONS

8. GENERAL APPROPRIATIONS (A) Operations	FCOA	Appropriated				Expended 2019	
		for 2020	for 2019	for 2019 By Emergency Appropriation	Total for 2019 As Modified By All Transfers	Paid or Charged	Reserved
CONSTITUTIONAL OFFICERS (continued)							
County Clerk:							
Salaries and Wages	20-120-100-1	2,619,382	2,853,680		2,808,680	2,801,623	7,057
Other Expenses	20-120-100-2	380,900	367,850		367,850	313,289	54,561
Election Expenses - Other Expense	20-120-110	2,206,895	1,999,650		1,999,650	1,972,908	26,742
County Prosecutor:							
Salaries and Wages	25-275-100-1	30,236,065	30,249,141		29,290,841	28,979,017	311,824
Other Expenses	25-275-100-2	1,721,000	1,551,875		1,591,875	1,545,709	46,166
Sheriff:							
Salaries and Wages	25-270-100-1	20,283,726	19,297,706		18,307,706	18,092,620	215,086
Other Expenses	25-270-100-2	1,011,200	996,200		996,200	821,953	174,247
Bureau of Identification (Sheriff):							
Salaries and Wages	25-270-105-1	5,818,009	5,722,095		5,282,095	5,052,655	229,440
Other Expenses	25-270-105-2	389,900	369,694		369,694	364,488	5,206
County Jail (Sheriff):							
Salaries and Wages	25-270-280-1	43,148,799	41,030,954		41,950,954	41,860,699	90,255
Other Expenses	25-270-280-2	7,320,449	7,327,655		7,327,655	6,262,815	1,064,840

CURRENT FUND - APPROPRIATIONS

8. GENERAL APPROPRIATIONS (A) Operations	FCOA	Appropriated				Expended 2019	
		for 2020	for 2019	for 2019 By Emergency Appropriation	Total for 2019 As Modified By All Transfers	Paid or Charged	Reserved
CONSTITUTIONAL OFFICERS (continued)							
Bureau of Police Services (Sheriff)							
Salaries and Wages	25-270-300-1	6,036,612	5,985,218		6,495,218	6,449,118	46,100
Other Expenses	25-270-300-2	185,996	213,996		213,996	97,401	116,595
Total Sheriff			80,943,518		80,943,518	79,001,749	1,941,769
TOTAL CONSTITUTIONAL OFFICERS	30-499	123,405,514	119,953,156		118,959,856	116,557,098	2,402,758
OTHER BOARDS AND AGENCIES							
Board of Social Services (Welfare):							
Administration - County Share	27-345-100-172	8,174,256	8,170,969		8,170,969	8,170,969	-
Temporary Assistance to Needy Families - County Share	27-345-100-173	107,542	112,332		112,332	80,000	32,332
Supplemental Security Income - State Share	27-345-100-174	1,158,082	988,740		988,740	988,740	-
Board of Taxation:							
Salaries and Wages	20-150-100-1	592,788	581,425		581,425	580,364	1,061
Other Expenses	20-150-100-2		-		-	-	-
Board of Elections:							
Salaries and Wages	20-121-100-1	1,100,713	1,081,642		1,056,642	988,207	68,435
Election Expenses	20-121-100-2	314,440	291,940		291,940	199,703	92,237

CURRENT FUND - APPROPRIATIONS

8. GENERAL APPROPRIATIONS (A) Operations	FCOA	Appropriated				Expended 2019	
		for 2020	for 2019	for 2019 By Emergency Appropriation	Total for 2019 As Modified By All Transfers	Paid or Charged	Reserved
OTHER BOARD AND AGENCIES (continued)							
Superintendent of Elections:							
Salaries and Wages	20-121-105-1	656,417	619,008		631,008	628,858	2,150
Election Expenses	20-121-105-2	499,235	489,985		489,985	426,177	63,808
Commissioner of Registration:							
Salaries and Wages	20-121-110-1	1,246,498	1,251,771		1,189,771	1,122,736	67,035
Election Expenses	20-121-110-2	204,550	198,000		198,000	148,714	49,286
Total Supt of Elections		2,606,700	2,558,764	-	2,508,764	2,326,485	182,279
TOTAL OTHER BOARD AND AGENCIES	31-499	14,054,521	13,785,812		13,710,812	13,334,468	376,344

CURRENT FUND - APPROPRIATIONS

8. GENERAL APPROPRIATIONS (A) Operations	FCOA	Appropriated				Expended 2019	
		for 2020	for 2019	for 2019 By Emergency Appropriation	Total for 2019 As Modified By All Transfers	Paid or Charged	Reserved
Public and Private Programs Offset by Revenues	XXXXXXXXXXXX	XXXXXXXXXXXX	XXXXXXXXXXXX	XXXXXXXXXXXX	XXXXXXXXXXXX	XXXXXXXXXXXX	XXXXXXXXXXXX
Area Plan Grant	41-701	5,075,434	6,895,545		6,895,545	6,895,545	
Area Plan Grant (Omitted 2017 Area Plan Grant)	41-701				-	-	
Vision /Detention Alternatives	41-702	101,001	101,001		101,001	101,001	
IOLTA Fund Grant	41-703	15,000	15,000		15,000	15,000	
Homeless Program	41-704	1,264,504	1,362,696		1,362,696	1,362,696	
Medicare Improvement for Patients & Providers Act (MIPPA)	41-705	40,000			-	-	
Recycling Enhancement Act Tax	41-706		70,000		70,000	70,000	
Victims of Crime Act Program Grant (VOCA)	41-707		367,884		367,884	367,884	
Human Services Advisory Council (HSAC)	41-708	66,073	66,073		66,073	66,073	
County Comprehensive Alcohol Program	41-709	1,244,103	1,120,661		1,120,661	1,120,661	
Drunk Driving Enforcement Fund	41-710				-	-	
Comprehensive Community Project	41-711				-	-	
Subregional Transportation Planning Grant	41-713		198,164		198,164	198,164	
Subregional Transportation Planning Grant- Intern	41-713		15,000		15,000	15,000	
Bergen County HIV Program	41-714		107,000		107,000	107,000	
Municipal Alliance Program	41-715		757,888		757,888	757,888	
US Marshal Regional Fugitive Task Force	41-716		10,000		10,000	10,000	

CURRENT FUND - APPROPRIATIONS

8. GENERAL APPROPRIATIONS (A) Operations	FCOA	Appropriated				Expended 2019	
		for 2020	for 2019	for 2019 By Emergency Appropriation	Total for 2019 As Modified By All Transfers	Paid or Charged	Reserved
Public and Private Programs Offset by Revenues	XXXXXXXXXXXXX	X X X X X X X X X	XXXXXXXXXXXXX X	XXXXXXXXXXXXX X	XXXXXXXXXXXXX X	XXXXXXXXXXXXX X	XXXXXXXXXXXXX X
Senior Citizen & Disabled Transportation Program	41-717	1,378,526	1,384,360		1,384,360	1,384,360	
ARCH - State Opioid 2020 Program	41-718		125,000		125,000	125,000	
State Health Insurance Program (SHIP)	41-719	38,880	36,000		36,000	36,000	
Bergen County HIV/CTS Program (1/1/17 - 6/30/18)	41-720				-	-	
Clean Communities Program	41-721		156,516		156,516	156,516	
Youth Complex Education Program	41-722		158,000		158,000	158,000	
Spring House for Women	41-723	93,624	93,624		93,624	93,624	
Mental Health Board Administrator	41-724		12,000		12,000	12,000	
Veterans Transportation	41-725		26,000		26,000	26,000	
Sexual Assault Nurse Examiner(SART/SANE)	41-726	87,369	85,548		85,548	85,548	
Respite Care Program	41-727	565,480	565,480		565,480	565,480	
Personal Assistance Service Program (PASP)	41-728		93,054		93,054	93,054	
Medicaid Peer Grouping	41-729	1,563,319	1,775,000		1,775,000	1,775,000	
Work First NJ Administration	41-730	114,461	114,461		114,461	114,461	
Community Health Disparity Prevention	41-731	40,000			-	-	
Enhanced Mobility of Senior & Senior & Disabled Individuals (Section 5310)	41-732	100,000			-	-	
Enhance Training & Services to End Elder Abuse	41-733		400,000		400,000	400,000	
Mental Health Board Administration	41-734		12,000		12,000	12,000	
Cancer Education & Early Detection Program (CEED) (7/1/17 - 6/30/18)	41-735		741,775		741,775	741,775	
HUD- Lead Hazard Control & Healthy Homes Program	41-736	3,300,000			-	-	

CURRENT FUND - APPROPRIATIONS

8. GENERAL APPROPRIATIONS (A) Operations	FCOA	Appropriated				Expended 2019	
		for 2020	for 2019	for 2019 By Emergency Appropriation	Total for 2019 As Modified By All Transfers	Paid or Charged	Reserved
Public and Private Programs Offset by Revenues	XXXXXXXXXXXX	XXXXXXXXXXXX	XXXXXXXXXXXX	XXXXXXXXXXXX	XXXXXXXXXXXX	XXXXXXXXXXXX	XXXXXXXXXXXX
Strengthening Local Public Health	41-737	95,000			-	-	
NJ's Comprehensive Cancer Control Plan (7/1/18 - 6/30/19)	41-738	6,000			-	-	
Early Intervention Program	41-739		1,658,209		1,658,209	1,658,209	
FY2018 Paul Coverdell Grant	41-740		9,300		9,300	9,300	
Childhood Lead Exposure Prevention (CLEP) (7/1/18 - 6/30/19)	41-741		290,000		290,000	290,000	
Unified Child Care (10/1/17 - 9/30/18)	41-742		2,030,773		2,030,773	2,030,773	
Unified Child Care (10/1/18 - 9/30/19)	41-743		27,000		27,000	27,000	
Megan's Law Grant	41-744		12,105		12,105	12,105	
Personal Assistance Services Program (PASP) Hudson County(1/1/19 - 12/31/19)	41-745		21,083		21,083	21,083	
Special Child Health Case Management	41-746		136,000		136,000	136,000	
Personal Assistance Services Program (PASP) Hudson County(1/1/18 - 12/31/18)	41-747		1,780		1,780	1,780	
Victims Assistance Grant (VAG)	41-748		241,875		241,875	241,875	
Drug Recognition Experts	41-749		25,000		25,000	25,000	
NJ's Comprehensive Cancer Control Plan (7/1/16 - 9/30/17)	41-750		130,410		130,410	130,410	
County Environmental Health Act (EN15-011) (7/1/14 - 6/30/15)	41-751		212,670		212,670	212,670	
Juvenile Detention Alternatives Initiative Innovation Program	41-752		87,726		87,726	87,726	
Sheriff IV D Reimbursement Grant	41-753	82,945	15,951		15,951	15,951	
Mobilization 2018 Drive Sober or Pulled	41-754		5,170		5,170	5,170	
Bergen County Right to Know Program	41-755		21,869		21,869	21,869	

CURRENT FUND - APPROPRIATIONS

8. GENERAL APPROPRIATIONS (A) Operations	FCOA	Appropriated				Expended 2019	
		for 2020	for 2019	for 2019 By Emergency Appropriation	Total for 2019 As Modified By All Transfers	Paid or Charged	Reserved
Public and Private Programs Offset by Revenues	XXXXXXXXXXXX	XXXXXXXXXXXX X	XXXXXXXXXXXX X	XXXXXXXXXXXX X	XXXXXXXXXXXX X	XXXXXXXXXXXX X	XXXXXXXXXXXX X
Creating a Process of Change for Men Who Batter	41-756		2,000		2,000	2,000	
Recreational Opportunities for Individuals with Disabled Grant	41-757		35,000		35,000	35,000	
NJ Homeless Veterans Grant Program	41-758		500		500	500	
Senior Farmers Market Grant	41-759	4,000	4,000		4,000	4,000	
State Criminal Alien Assistance Grant	41-760	345,391	446,352		446,352	446,352	
Venture Program	41-761		624,000		624,000	624,000	
HUD-Veteran's Supportive Housing	41-762	88,415	88,415		88,415	88,415	
Work First New Jersey Administration DOL	41-763		40,000		40,000	40,000	
State Criminal Alien Assistance Grant	41-764		467,041		467,041	467,041	
Job Access & Reverse Commute (JARC)	41-765		175,000		175,000	175,000	
Emergency Management Agency Assistance (EMAA)	41-766		55,000		55,000	55,000	
Job Access & Reverse Commute (JARC)	41-767				-	-	
County History Partnership Program	41-768	12,375			-	-	
Kessler Foundation	41-769				-	-	
Mental Health Law Project	41-770	246,898	246,898		246,898	246,898	
Gang, Gun & Narcotics Task Force	41-771	73,254			-	-	
Gang, Gun & Narcotics Task Force (7/1/15 - 6/30/16)	41-772				-	-	
Bioterrorism Preparedness Program - LINC'S Agencies Grant	41-773		323,720		323,720	323,720	

CURRENT FUND - APPROPRIATIONS

8. GENERAL APPROPRIATIONS (A) Operations	FCOA	Appropriated				Expended 2019					
		for 2020	for 2019	for 2019 By Emergency Appropriation	Total for 2019 As Modified By All Transfers	Paid or Charged	Reserved				
Public and Private Programs Offset by Revenues	XXXXXXXXXXXXXX	XXXXXXXXXXXXXX	X	XXXXXXXXXXXXXX	X	XXXXXXXXXXXXXX	X	XXXXXXXXXXXXXX	X	XXXXXXXXXXXXXX	X
Financial Literacy Education Pogram	41-774			8,000		8,000		8,000			
Stop Violence Against Women Grant (VAWA)	41-775			66,667		66,667		66,667			
Juvenile Accountability Incentive Grant	41-776					-		-			
State/Community Partnership Program	41-777	830,965		830,965		830,965		830,965			
Children's Interagency Coordination Council	41-778			36,874		36,874		36,874			
HUD - Homeless Management Information System	41-779	100,693		82,893		82,893		82,893			
Domestic Violence Intervention Services	41-780	507,163		546,813		546,813		546,813			
STOP School Violence Program	41-781			500,000		500,000		500,000			
Technology Innovation for Public Safety (TIPS) Grant	41-782			500,000		500,000		500,000			
Local Arts Program	41-783	106,455		106,455		106,455		106,455			
Victims of Crime Act Program Grant (VOCA)	41-784			386,535		386,535		386,535			
County Environmental Health Act (CEHA)	41-785					-		-			
Prosecutor Body Armor Replacement	41-786	9,649		10,055		10,055		10,055			
Corporate Marketing - Trav-2019	41-787			16,500		16,500		16,500			
Corporate Marketing - American Dream	41-788			10,000		10,000		10,000			
Subregional Support & Intern Grant	41-789					-		-			
Basic Center Progam Grant	41-790			151,561		151,561		151,561			
Historical Commission Special Project Grant	41-791	49,188		60,000		60,000		60,000			
CD-Homeless Management Information System	41-792	20,000		20,000		20,000		20,000			
State Homeland Security Grant Program	41-793			436,711		436,711		436,711			
						-		-			
						-		-			

CURRENT FUND - APPROPRIATIONS

8. GENERAL APPROPRIATIONS (A) Operations	FCOA	Appropriated				Expended 2019	
		for 2020	for 2019	for 2019 By Emergency Appropriation	Total for 2019 As Modified By All Transfers	Paid or Charged	Reserved
Public and Private Programs Offset by Revenues	XXXXXXXXXXXX	XXXXXXXXXXXX X	XXXXXXXXXXXX X	XXXXXXXXXXXX X	XXXXXXXXXXXX X	XXXXXXXXXXXX X	XXXXXXXXXXXX X
					-	-	
HUD-Homeless Management Information System	41-794				-	-	
2020 Complete Count Commission County Grant	41-795	302,106			-	-	
Youth Complex Education Program	41-796		161,320		161,320	161,320	
TB C COVID Emergency Housing Victim Grant		500,000			-	-	
TB Control Program	41-798		272,472		272,472	272,472	
Operating Helping Hands	41-799	162,500	58,824		58,824	58,824	
Childhood Lead Exposure Prevention (CLEP) (1/1/18 - 6/30/18)	41-800				-	-	
Urban Areas Security Initiative (UASI)	41-801		295,000		295,000	295,000	
State Homeland Security Program (SHSP)	41-802				-	-	
Sheriff Body Armor Replacement	41-803	41,964	45,271		45,271	45,271	
Child Advocacy Development Grant	41-804		63,283		63,283	63,283	
Distracted Driving Campaign Grant	41-805		40,000		40,000	40,000	
CARE'S ACT Grant	41-806	162,662,060			-	-	
FEMA Grant	41-807	10,000,000			-	-	
Clean Energy Administration Grant	41-808	25,000			-	-	
Violence Against Women Act	41-809		69,319		69,319	69,319	
Art Therapy Exercise	41-810		1,000		1,000	1,000	

CURRENT FUND - APPROPRIATIONS

8. GENERAL APPROPRIATIONS	FCOA	Appropriated					Expended 2019		
(A) Operations		for 2020		for 2019		for 2019 By Emergency Appropriation	Total for 2019 As Modified By All Transfers		Paid or Charged
Public and Private Programs Offset by Revenues	XXXXXXXXXXXX	XXXXXXXXXXXXXXXX	XXXXXXXXXXXXXXXX	XXXXXXXXXXXXXXXX	XXXXXXXXXXXXXXXX	XXXXXXXXXXXXXXXX	XXXXXXXXXXXXXXXX		
						-	-		
Medication Assisted Treatment (MAT) for Substance Use Disoder	41-811					-	-		
Community Provider Contract Adjustment Grant	41-812					-	-		
CD-Senior Activity Center	41-813					-	-		
BC Hackensack Connection Shuttle	41-814					-	-		
Transitional Living Program (TLP)	41-815		165,840			165,840	165,840		
Total Public and Private Programs Offset									
by Revenues	41-999	191,359,795	29,242,935			29,242,935	29,242,935		-

CURRENT FUND - APPROPRIATIONS

8. GENERAL APPROPRIATIONS (A) Operations	FCOA	Appropriated				Expended 2019	
		for 2020	for 2019	for 2019 By Emergency Appropriation	Total for 2019 As Modified By All Transfers	Paid or Charged	Reserved
UNCLASSIFIED:	XXXXXXXXXXXX	XXXXXXXXXXXXXXXXXXXX	XXXXXXXXXXXXXXXXXXXX	XXXXXXXXXXXXXXXXXXXX	XXXXXXXXXXXXXXXXXXXX	XXXXXXXXXXXXXXXXXXXX	XXXXXXXXXXXXXXXXXXXX
Total Operations {item 8(A)}	34-199	595,811,842	411,736,269		426,000,659	413,346,867	11,283,792
B. Contingent	35-470						
Total Operations Including Contingent	34-201	595,811,842	411,736,269		426,000,659	413,346,867	11,283,792
Detail:							
Salaries and Wages	34-201-1	180,802,188	176,651,772		173,555,261	169,527,389	3,307,872
Other Expenses (Including Contingent)	34-201-2	414,677,367	249,251,898		252,448,398	243,820,900	7,977,498

CURRENT FUND - APPROPRIATIONS

8. GENERAL APPROPRIATIONS (C) Capital Improvements	FCOA	Appropriated				Expended 2019	
		for 2020	for 2019	for 2019 By Emergency Appropriation	Total for 2019 As Modified By All Transfers	Paid or Charged	Reserved
Capital Improvement Fund							-
Down Payments on Improvements	44-915-100	3,500,000	2,700,000		2,700,000	2,700,000	-
Acquisition of Office Equipment	44-915-110	100,000	100,000		100,000	49,706	50,294
Acquisition of Vehicles	44-915-110	100,000	100,000		100,000	65,080	34,920
Information Technology Equipment	44-915-110	150,000	100,000		100,000	90,098	9,902
							-
							-
Total Capital Improvements	44-999	3,850,000	3,000,000		3,000,000	2,904,883	95,117

CURRENT FUND - APPROPRIATIONS

8. GENERAL APPROPRIATIONS (D) County Debt Service	FCOA	Appropriated				Expended 2019	
		for 2020	for 2019	for 2019 By Emergency Appropriation	Total for 2019 As Modified By All Transfers	Paid or Charged	Reserved
Payment of Bond Principal:							XXXXXXXXXXXXXXX XXX
a) Park Bonds							XXXXXXXXXXXXXXX XXX
b) County College Bonds							XXXXXXXXXXXXXXX XXX
c) State Aid - County College Bonds (N.J.S. 18A:64A-22.6)	45-920-110	5,075,000	5,634,000		5,634,000	5,634,000	XXXXXXXXXXXXXXX XXX
d) Vocational School Bond	45-920-105	8,325,000	9,095,000		9,095,000	9,095,000	XXXXXXXXXXXXXXX XXX
e) Other Bonds	45-920-100	50,435,000	49,329,340		49,329,340	49,329,339	XXXXXXXXXXXXXXX XXX
Payment of Bond Anticipation Notes							XXXXXXXXXXXXXXX XXX
Interest on Bonds:							XXXXXXXXXXXXXXX XXX
a) Park Bonds							XXXXXXXXXXXXXXX XXX
b) County College Bonds							XXXXXXXXXXXXXXX XXX
c) State Aid - County College Bonds (N.J.S. 18A:64A-22.6)	45-930-110	1,075,000	826,770		826,770	658,130	XXXXXXXXXXXXXXX XXX
d) Vocational School Bond	45-930-105	2,450,000	2,034,970		2,034,970	2,034,970	XXXXXXXXXXXXXXX XXX
e) Other Bonds	45-930-100	21,107,000	14,799,593		14,799,592	13,780,990	XXXXXXXXXXXXXXX XXX
Interest on Bond Anticipation Notes	45-930-120	7,000,000	6,912,104		6,912,104	6,092,103	XXXXXXXXXXXXXXX XXX
Green Trust Loan Program:							XXXXXXXXXXXXXXX XXX
Loan Repayments for Principal and Interest	45-940-100		-				
Forward Supply Contracts - Refunding Issue							XXXXXXXXXXXXXXX XXX
Total County Debt Service	45-999	95,467,000	88,631,777		88,631,776	86,624,532	XXXXXXXXXXXXXXX XXX

*\$225,213 Debt Service Cancellation to Operations

CURRENT FUND - APPROPRIATIONS

8. GENERAL APPROPRIATIONS (E) Deferred Charges and Statutory Expenditures- County	FCOA	Appropriated				Expended 2019	
		for 2020	for 2019	for 2019 By Emergency Appropriation	Total for 2019 As Modified By All Transfers	Paid or Charged	Reserved
	XXXXXXXXXXXX	XXXXXXXXXXXX X	XXXXXXXXXXXX X	XXXXXXXXXXXX XXX	XXXXXXXXXXXX X	XXXXXXXXXXXX X	XXXXXXXXXXXX XXX
(1) DEFERRED CHARGES	XXXXXXXXXXXX	XXXXXXXXXXXX X	XXXXXXXXXXXX X	XXXXXXXXXXXX XXX	XXXXXXXXXXXX X	XXXXXXXXXXXX X	XXXXXXXXXXXX XXX
Emergency Authorizations	46-870			XXXXXXXXXXXX XXX			XXXXXXXXXXXX XXX
Special Emergency Authorizations: 5 Years (40A:4-55) (40A:4-55.8)	46-875			XXXXXXXXXXXX XXX			XXXXXXXXXXXX XXX
Special Emergency Authorizations: 3 Years (40A:4-55.1) (40A:4-55.13)	46-871			XXXXXXXXXXXX XXX			XXXXXXXXXXXX XXX
Deferred Charges Unfunded Ord 03-40 5 Years - L.F.B. Approval	46-872			XXXXXXXXXXXX XXX			XXXXXXXXXXXX XXX
Deferred Charges - Grant Expenditure	46-873		253,442	XXXXXXXXXXXX XXX	253,442	253,442	XXXXXXXXXXXX XXX
				XXXXXXXXXXXX XXX			XXXXXXXXXXXX XXX
				XXXXXXXXXXXX XXX			XXXXXXXXXXXX XXX
				XXXXXXXXXXXX XXX			XXXXXXXXXXXX XXX
				XXXXXXXXXXXX XXX			XXXXXXXXXXXX XXX
				XXXXXXXXXXXX XXX			XXXXXXXXXXXX XXX
				XXXXXXXXXXXX XXX			XXXXXXXXXXXX XXX
				XXXXXXXXXXXX XXX			XXXXXXXXXXXX XXX
				XXXXXXXXXXXX XXX			XXXXXXXXXXXX XXX
				XXXXXXXXXXXX XXX			XXXXXXXXXXXX XXX
				XXXXXXXXXXXX XXX			XXXXXXXXXXXX XXX
				XXXXXXXXXXXX XXX			XXXXXXXXXXXX XXX
				XXXXXXXXXXXX XXX			XXXXXXXXXXXX XXX
				XXXXXXXXXXXX XXX			XXXXXXXXXXXX XXX
				XXXXXXXXXXXX XXX			XXXXXXXXXXXX XXX
				XXXXXXXXXXXX XXX			XXXXXXXXXXXX XXX

CURRENT FUND - APPROPRIATIONS

8. GENERAL APPROPRIATIONS (E) Deferred Charges and Statutory Expenditures- County	FCOA	Appropriated				Expended 2019	
		for 2020	for 2019	for 2019 By Emergency Appropriation	Total for 2019 As Modified By All Transfers	Paid or Charged	Reserved
	XXXXXX	XXXXXXXXXXXXXXXXXXXX X	XXXXXXXXXXXXXXXXXXXX X	XXXXXXXXXXXXXXXXXXXX X	XXXXXXXXXXXXXXXXXXXX X	XXXXXXXXXXXXXXXXXXXX X	XXXXXXXXXXXXXXXXXXXX X
(2) STATUTORY EXPENDITURES:	XXXXXX	XXXXXXXXXXXXXXXXXXXX X	XXXXXXXXXXXXXXXXXXXX X	XXXXXXXXXXXXXXXXXXXX X	XXXXXXXXXXXXXXXXXXXX X	XXXXXXXXXXXXXXXXXXXX X	XXXXXXXXXXXXXXXXXXXX X
Contribution to:							
Public Employees' Retirement System	36-471	12,243,851	12,151,707		12,151,707	12,057,910	43,796.59 *
Police and Firemen's Retirement System	36-474	20,184,992	20,158,892		20,158,892	20,008,892	75,000 *
Social Security System (O.A.S.I.)	36-472	14,230,000	13,984,000		13,884,000	12,933,909	525,090.66 *
County Pension and Retirement Fund							
Unemployment Compensation Insurance (N.J.S.A. 43:21-3 et seq.)	36-476	50,000	50,000		50,000	50,000	-
Defined Contribution Retirement Program	36-473	50,000	50,000		50,000	24,622	25,378
Deferred Charges	36-487	-					
Total Deferred Charges and Statutory Expenditures - County	46-999	46,758,843	46,648,041		46,548,041	45,328,776	669,265.20
(F) Judgements	37-480						
(G) Cash Deficit of Preceding Year	46-855						
9. TOTAL GENERAL APPROPRIATIONS FOR COUNTY	34-499	741,887,685	550,016,087		564,180,476	548,205,059	12,048,173

*Appropriations cancelled by Resolution

CURRENT FUND - APPROPRIATIONS

8. GENERAL APPROPRIATIONS Summary of Appropriations	FCOA	Appropriated				Expended 2019	
		for 2020	for 2019	for 2019 By Emergency Appropriation	Total for 2019 As Modified By All Transfers	Paid or Charged	Reserved
	xxxxxxx						
(A) Operations:	xxxxxxx						
Subtotal Operations	34-999	404,452,047	396,657,735		396,757,724	384,103,932	11,283,792
Public & Private Progs Offset by Revenues	41-999	191,359,795	15,078,545		29,242,935	29,242,935	-
(B) Contingent	35-470						
Total Operations Including Contingent	34-201	595,811,842	411,736,280		426,000,659	413,346,867	11,283,792
(C) Capital Improvements	44-999	3,850,000	3,000,000		3,000,000	2,904,883	95,117
(D) Debt Service	45-999	95,467,000	88,631,777		88,631,776	86,624,532	x
(E) Total Deferred Charges & Statutory Expenditures	46-999	46,758,843	46,648,041		46,548,041	45,328,776	669,265
(F) Judgements	37-480						
(G) Cash Deficit of Preceeding Year	46-885						
Total General Appropriations	34-499	741,887,685	550,016,098		564,180,476	548,205,059	12,048,173

Dedication by Rider- (N.J.S. 40a:4-39) " The dedicated revenues anticipated during the year 2020 from Motor Vehicle Fines; Acceptance of Bequest, Legacies & Gifts (40A:5-29 - Celebration of Public Events, Office on Aging Recreational Programs, Aging Education & Training Programs, Alternatives to Domestic Violence, Parent Workshop Program, Special Transportation Donations Family Day Care Program, Disability Meals on Wheels Donations, Personal Attendant for the Handicap Donations, Assistance for Need NJ Vets Donations, Child Welfare Home Program, Stanton Stanton House Donations, Human Services Veterans Memorial Donations, Garfield Veterans Home, Community Base Services for Veterans Program, Gringrich House Bequest, Park Wildlife Donations, Zoo Support Donations, Plant a Tree Donations, Artist Guild Scholarship, Intermediate Care Facility Donations, Adult Day Care Center Program, Spring House Program, Alcohol Recovery Program, Resources/Recovery Program, Audio & Visual Aid Program, Educational Psych Fund Donations, Bergen Pines Hospital Donations, Wortendyke Barn Donations, Cultural & Historical Affairs Donations, Pioneered Junior Tour/School Program, Handicap Special Program, Bergen County Police K-9 Unit, Children's Programs and Events, Bergen County Police Emergency Management. Handicapped Peer Grouping, Animal Shelter, Project Homeless Connect, Military Veterans Fund, Mental Health Law Project, American Dream Homeownership Program); Weight & Measures Trust, Narcotics Task Force Revenue; Self Insured Unemployment Compensation Trust Fund; Prosecutor's County Law Enforcement Trust Account "CLETA"; Resource Recovery Trust Fund; Open Space Trust Fund; Community Development Block Grant Act of 1974; Attorney Identification Program; Homeless Trust Fund; Accumulated Absences, Storm Recovery Trust, State Funded Special Services Program, BC Parks Winter Wonderland Program Recreation Trust Fund, Surrogate Office Return of Fees, County Sheriff Dedicated Trust (NJSA 22A:4-8.1), Parking Offense Adjudication Act (PL 1989, C.137), Environmental Quality and Enforcement Fund (NJSA 26:3A2-35), Law Enforcement Training Schools, Street Opening Trust, County Board of Taxation Filing Fees (NJSA 54:3-21.3a), Developer's Escrow Fund (NJSA 40:55D-53.1), County Clerk Filing Fees (NJSA 22A:4-17.1), Mosquito Control Reserve Trust (NJSA 40A:4-62.2), Commodity Resale System (NJAC 5:34-7.17), Stephens Anonymous Disabilities Assistance Fund and Teen Arts Festival are hereby anticipated as revenue and are appropriated for the purposes which said revenue is dedicated by statute or other legal requirement.

(Insert additional appropriate titles in space above when applicable, if resolution for rider has been approved by the Director)

DEDICATED WATER UTILITY BUDGET

DEDICATED REVENUES FROM WATER UTILITY	FCOA	Anticipated			Realized in Cash in 2019
		2020		2019	
Operating Surplus Anticipated	08-501				
Operating Surplus Anticipated with Prior Written Consent of Director of Local Government Services	08-502				
Total Operating Surplus Anticipated	08-500				
Rents	08-503				
Fire Hydrant Service	08-504				
Miscellaneous	08-505				
Special Items of General Revenue Anticipated with Prior Written Consent of Director of Local Government Services	XXXXXXX	XXXXXXXXXX		XXXXXXXXXX	XXXXXXXXXX
Deficit (General Budget)	08-549				
Total Water Utility Revenues	08-599				

DEDICATED WATER UTILITY BUDGET - (continued)

* Note: Use sheet 33 for Water Utility only.

11. APPROPRIATIONS FOR WATER UTILITY	FCOA	Appropriated						Expended 2019					
		for 2020		for 2019		for 2019 By Emergency Appropriation	Total for 2019 As Modified By All Transfers	Paid or Charged		Reserved			
Operating:	xxxxxx	xxxxxxxxxx	xx	xxxxxxxxxx	xx	xxxxxxxxxx	xx	xxxxxxxxxx	xx	xxxxxxxxxx	xx	xxxxxxxxxx	xx
Salaries & Wages	55-501												
Other Expenses	55-502												
Capital Improvements:	xxxxxx	xxxxxxxxxx	xx	xxxxxxxxxx	xx	xxxxxxxxxx	xx	xxxxxxxxxx	xx	xxxxxxxxxx	xx	xxxxxxxxxx	xx
Down Payments on Improvements	55-510												
Capital Improvement Fund	55-511												
Capital Outlay	55-512												
Debt Service		xxxxxxxxxx	xx	xxxxxxxxxx	xx	xxxxxxxxxx	xx	xxxxxxxxxx	xx	xxxxxxxxxx	xx	xxxxxxxxxx	xx
Payment of Bond Principal	55-520											xxxxxxxxxx	xx
Payment of Bond Anticipation Notes and Capital Notes	55-521											xxxxxxxxxx	xx
Interest on Bonds	55-522											xxxxxxxxxx	xx
Interest on Notes	55-523											xxxxxxxxxx	xx
												xxxxxxxxxx	xx

DEDICATED WATER UTILITY BUDGET - (continued)

* Note: Use sheet 33 for Water Utility only.

11. APPROPRIATIONS FOR WATER UTILITY	FCOA	Appropriated						Expended 2019					
		for 2020		for 2019		for 2019 By Emergency Appropriation		Total for 2019 As Modified By All Transfers		Paid or Charged		Reserved	
Deferred Charges and Statutory Expenditures:	xxxxxx	xxxxxxxxxx	xx	xxxxxxxxxx	xx	xxxxxxxxxx	xx	xxxxxxxxxx	xx	xxxxxxxxxx	xx	xxxxxxxxxx	xx
DEFERRED CHARGES:	xxxxxx	xxxxxxxxxx	xx	xxxxxxxxxx	xx	xxxxxxxxxx	xx	xxxxxxxxxx	xx	xxxxxxxxxx	xx	xxxxxxxxxx	xx
Emergency Authorizations	55-530					xxxxxxxxxx	xx					xxxxxxxxxx	xx
						xxxxxxxxxx	xx					xxxxxxxxxx	xx
						xxxxxxxxxx	xx					xxxxxxxxxx	xx
						xxxxxxxxxx	xx					xxxxxxxxxx	xx
						xxxxxxxxxx	xx					xxxxxxxxxx	xx
STATUTORY EXPENDITURES:	xxxxxx	xxxxxxxxxx	xx	xxxxxxxxxx	xx	xxxxxxxxxx	xx	xxxxxxxxxx	xx	xxxxxxxxxx	xx	xxxxxxxxxx	xx
Contribution To:													
Public Employees' Retirement System	55-540												
Social Security System (O.A.S.I)	55-541												
Unemployment Compensation Insurance (N.J.S.A. 43:21-3 et. seq.)	55-542												
Judgements	55-531												
Deficits in Operations in Prior Years	55-532					xxxxxxxxxx	xx					xxxxxxxxxx	xx
Surplus (General Budget)	55-545					xxxxxxxxxx	xx					xxxxxxxxxx	xx
TOTAL WATER UTILITY APPROPRIATIONS	55-599												

DEDICATED UTILITY BUDGET

10. DEDICATED REVENUES FROM -----	FCOA	Anticipated				Realized in Cash	
		2020		2019		in 2019	
Operating Surplus Anticipated	08-501						
Operating Surplus Anticipated with Prior Written Consent of Director of Local Government Services	08-502						
Total Operating Surplus Anticipated	08-500						
Special Items of General Revenue Anticipated with Prior Written Consent of Director of Local Government Services	XXXXXXXX	XXXXXXXXXXXXXXXXXX	XX	XXXXXXXXXXXXXXXXXX	XX	XXXXXXXXXXXXXXXXXX	XX
Deficit(General Budget)	08-549						
Total ----- Utility Revenues	08-599						

Use a separate set of sheets for each separate Utility.

DEDICATED UTILITY BUDGET -(continued)

11. APPROPRIATIONS FOR UTILITY	FCOA	Appropriated						Expended 2019					
		for 2020		for 2019		for 2019 By Emergency Appropriation		Total for 2019 As Modified By All Transfers		Paid or Charged		Reserved	
Operating:	xxxxxxx	xxxxxxxxxxxxx	xx	xxxxxxxxxxxxx	xx	xxxxxxxxxxxxx	xx	xxxxxxxxxxxxx	xx	xxxxxxxxxxxxx	xx	xxxxxxxxxxxxx	xx
Salaries & Wages	55-501												
Other Expenses	55-502												
Capital Improvements:	xxxxxxx	xxxxxxxxxxxxx	xx	xxxxxxxxxxxxx	xx	xxxxxxxxxxxxx	xx	xxxxxxxxxxxxx	xx	xxxxxxxxxxxxx	xx	xxxxxxxxxxxxx	xx
Down Payments on Improvements	55-510												
Capital Improvement Fund	55-511					xxxxxxxxxxxxx	xx						
Capital Outlay	55-512												
Debt Service	xxxxxxx	xxxxxxxxxxxxx	xx	xxxxxxxxxxxxx	xx	xxxxxxxxxxxxx	xx	xxxxxxxxxxxxx	xx	xxxxxxxxxxxxx	xx	xxxxxxxxxxxxx	xx
Payment of Bond Principal	55-520											xxxxxxxxxxxxx	xx
Payment of Bond Anticipation Notes and Capital Notes	55-521											xxxxxxxxxxxxx	xx
Interest on Bonds	55-522											xxxxxxxxxxxxx	xx
Interest on Notes	55-523											xxxxxxxxxxxxx	xx
												xxxxxxxxxxxxx	xx

DEDICATED UTILITY BUDGET -(continued)

11. APPROPRIATIONS FOR UTILITY	FCOA	Appropriated						Expended 2019					
		for 2020		for 2019		for 2019 By Emergency Appropriation		Total for 2019 As Modified By All Transfers		Paid or Charged		Reserved	
Deferred Charges and Statutory Expenditures:	xxxxxxx	xxxxxxxxxxxx	xx	xxxxxxxxxxxx	xx	xxxxxxxxxxxx	xx	xxxxxxxxxxxx	xx	xxxxxxxxxxxx	xx	xxxxxxxxxxxx	xx
DEFERRED CHARGES:	xxxxxxx	xxxxxxxxxxxx	xx	xxxxxxxxxxxx	xx	xxxxxxxxxxxx	xx	xxxxxxxxxxxx	xx	xxxxxxxxxxxx	xx	xxxxxxxxxxxx	xx
Emergency Authorizations	55-530					xxxxxxxxxxxx	xx					xxxxxxxxxxxx	xx
						xxxxxxxxxxxx	xx					xxxxxxxxxxxx	xx
						xxxxxxxxxxxx	xx					xxxxxxxxxxxx	xx
						xxxxxxxxxxxx	xx					xxxxxxxxxxxx	xx
						xxxxxxxxxxxx	xx					xxxxxxxxxxxx	xx
STATUTORY EXPENDITURES:	xxxxxxx	xxxxxxxxxxxx	xx	xxxxxxxxxxxx	xx	xxxxxxxxxxxx	xx	xxxxxxxxxxxx	xx	xxxxxxxxxxxx	xx	xxxxxxxxxxxx	xx
Contribution to:													
Public Employees' Retirement System	55-540												
Social Security System (O.A.S.I.)	55-541												
Unemployment Compensation Insurance (N.J.S.A. 43:21-3 et. seq.)	55-542												
Judgements	55-531												
Deficits in Operation in Prior Years	55-532					xxxxxxxxxxxx	xx					xxxxxxxxxxxx	xx
Surplus(General Budget)	55-545					xxxxxxxxxxxx	xx					xxxxxxxxxxxx	xx
TOTAL UTILITY APPROPRIATIONS	55-599												

DEDICATED ASSESSMENT BUDGET

14. DEDICATED REVENUES FROM	FCOA	Anticipated		Realized in Cash in 2019
		2020	2019	
Assessment Cash	51-101			
Deficit (General Budget)	51-885			
Total Assessment Revenues	51-899			
15. APPROPRIATIONS FOR ASSESSMENT DEBT	FCOA	Appropriated		Expended 2019 Paid or Charged
		2020	2019	
Payment of Bond Principal	51-920			
Payment of Bond Anticipation Notes	51-925			
Total Assessment Appropriations	51-999			

DEDICATED WATER UTILITY ASSESSMENT BUDGET

14. DEDICATED REVENUES FROM	FCOA	Anticipated		Realized in Cash in 2019
		2020	2019	
Assessment Cash	52-101			
Deficit Water Utility Budget	52-885			
Total Water Utility Assessment Revenues	52-899			
15. APPROPRIATIONS FOR ASSESSMENT DEBT	FCOA	Appropriated		Expended 2019 Paid or Charged
		2020	2019	
Payment of Bond Principal	52-920			
Payment of Bond Anticipation Notes	52-925			
Total Water Utility Assessment Appropriations	52-999			

APPENDIX TO BUDGET STATEMENT

CURRENT FUND BALANCE SHEET - DECEMBER 31, 2019

ASSETS			
Cash and Investments	1110100	83,592,112	
Due from State of N.J.(c20,P.L. 1971)	1111000	-	
Federal and State Grants Receivable	1110200	17,682,104	
Receivables with Offsetting Reserves:	xxxxxxxx	xxxxxxxxxxx	xx
Taxes Receivable	1110300		
Tax Title Liens Receivable	1110400		
Property Acquired by Tax Title Lien Liquidation	1110500		
Other Receivables	1110600	5,495,734	
Deferred Charges Required to be in 2019 Budget	1110700		
Deferred Charges Required to be in Budgets Subsequent to 2019	1110800		
Total Assets	1110900	106,769,950	
LIABILITIES, RESERVES AND SURPLUS			
*Cash Liabilities	2110100	36,435,562	
Reserves for Receivables	2110200	23,176,776	
Surplus	2110300	47,157,612	
Total Liabilities, Reserves and Surplus		106,769,950	

School Tax Levy Unpaid	2220110	N/A	
Less School Tax Deferred	2220200	N/A	
*Balance Included in Above "Cash Liabilities"	2220300	N/A	

COMPARATIVE STATEMENT OF CURRENT FUND OPERATIONS AND CHANGE IN CURRENT SURPLUS

		YEAR 2020	YEAR 2019
Surplus Balance, January 1st	2310100	48,575,155	45,717,975
CURRENT REVENUE ON A CASH BASIS			
Current Taxes *(Percentage collected:2015 %, 2014 %)	2310200	419,406,785	411,488,557
Delinquent Taxes	2310300		
Other Revenues and Additions to Income	2310400	144,773,691	134,941,777
Total Funds	2310500	564,180,476	546,430,334
EXPENDITURES AND TAX REQUIREMENTS:			
County Appropriations	2310600	565,598,019	543,573,154
School Taxes (Including Local and Regional)	2310700	-	
County Taxes(Including Added Tax Amounts)	2310800	-	
Special District Taxes	2310900	-	
Other Expenditures and Deductions from Income	2311000	-	
Total Expenditures and Tax Requirements	2311100		
Less: Expenditures to be Raised by Future Taxes	2311200		
Total Adjusted Expenditures and Tax Requirements	2311300		
Surplus Balance - December 31st	2311400	47,157,612	48,575,155

*Nearest even percentage may be used

Proposed Use of Current Fund Surplus in 2019 Budget

Surplus Balance December 31, 2019	2311500	47,157,612	
Current Surplus Anticipated in 2020 Budget	2311600	25,000,000	
Surplus Balance Remaining	2311700	22,157,612	

(Important: This appendix must be included in advertisement of budget.)

2020

CAPITAL BUDGET AND CAPITAL IMPROVEMENT PROGRAM

This section is included with the Annual Budget pursuant to N.J.S.C. 5:30-4. It does not in itself confer any authorization to raise or expend funds. Rather it is a document used as part of the local unit's planning and management program. Specific authorization to expend funds for purposes described in this section must be granted elsewhere, by a separate bond ordinance, by inclusion of a line item in the Capital Improvement Section of this budget, by an ordinance taking the money from the Capital Improvement Fund, or other lawful means.

CAPITAL BUDGET

- A plan for all capital expenditures for the current fiscal year.
If no Capital Budget is included, check the reason why:

- Total capital expenditures this year do not exceed \$25,000, including appropriations for Capital Improvement Fund, Capital Line Items and Down Payments on Improvements.
- No bond ordinances are planned this year.

CAPITAL IMPROVEMENT PROGRAM

- A multi-year list of planned capital projects, including the current year.
Check appropriate box for number of years covered, including current year:

- 3 years. (Population under 10,000)
- 6 years. (Over 10,000 and all county governments)

NARRATIVE FOR CAPITAL IMPROVEMENT PROGRAM

Presented is the County of Bergen Spending Program for the years 2020 thru 2024, as currently projected.

**CAPITAL BUDGET (Current Year Action)
2020**

Local Unit COUNTY OF BERGEN

1 PROJECT TITLE	2 PROJECT NUMBER	3 ESTIMATED TOTAL COST	4 AMOUNTS RESERVED IN PRIOR YEARS	PLANNED FUNDING SERVICES FOR CURRENT YEAR - 2020					6 TO BE FUNDED IN FUTURE YEARS
				6a 2018 Budget Appropriations	6b Capital Improvement Fund	6c Capital Surplus	6d Grants In Aid and Other Funds	6e Debt Authorized	
County Open Space Improvements	1	8,475,000			0		8,475,000	0	
Information Technology Improvements	2	2,317,350			115,868			2,201,483	
Health Services Improvements	3	246,750			12,338			234,412	
Medical Examiner Improvements	4	58,200			2,910			55,290	
Law & Public Safety Improvements	5	84,000			4,200			79,800	
Emergency Management Improvements	6	99,750			4,988			94,763	
Public Safety Operations 911 Improvements	7	2,112,877			105,644			2,007,233	
Safety & Security	8	67,200			3,360			63,840	
Public Works Improvements	9	24,662,698			1,233,135		13,617,122	9,812,441	
Parks & Golf Division Improvements	10	2,756,250			137,813			2,618,438	
Planning & Engineering Improvements	11	10,848,740			542,437		2,796,709	7,509,594	
Bergen County Community College Improvements	12	5,600,000			0			5,600,000	
Special Schools Improvements	13	1,200,000			0			1,200,000	
Vocational Schools Improvements	14	4,380,000			0			4,380,000	
County Clerk Improvements	15	643,680			32,184			611,496	
Prosecutor Improvements	16	3,652,950			182,648			3,470,303	
Sheriff & BCI Improvements	17	630,000			31,500			598,500	
Clerk of the Board Improvements	18	110,250			5,513			104,738	
Superintendent of Schools and Elections Improvements	19	278,474			13,924		123,500	141,050	
PAGE TOTAL		68,224,169			2,428,459		25,012,331	40,783,379	

**YEAR CAPITAL PROGRAM 2020-2024
Anticipated Project Schedule and Funding Requirements**

Local Unit COUNTY OF BERGEN

1 PROJECT TITLE	2 PROJECT NUMBER	3 ESTIMATED TOTAL COSTS	4 ESTIMATED COMPLETION TIME	FUNDING AMOUNTS PER YEAR					
				5a 2020	5b 2021	5c 2022	5d 2023	5e 2024	5f 2025
County Open Space Improvements	1	30,675,000	2020-2025	8,475,000	5,050,000	6,050,000	5,550,000	5,550,000	
Information Technology Improvements	2	5,231,100	2020-2025	2,317,350	477,750	351,750	362,250	777,000	945,000
Health Services Improvements	3	708,225	2020-2025	246,750	189,525	67,200	72,975	52,500	79,275
Human Services Improvements	4	702,450	2020-2025	0	147,000	135,450	138,600	127,050	154,350
Medical Examiner Improvements	5	213,400	2020-2025	58,200	0	55,000	52,500	15,000	32,700
Law & Public Safety Improvements	6	111,563	2020-2025	84,000	0	27,563	0	0	0
Emergency Management Improvements	7	866,250	2020-2025	99,750	68,250	288,750	278,250	131,250	0
Public Safety Operations 911 Improvements	8	14,228,757	2020-2025	2,112,877	7,936,880	1,974,000	892,500	840,000	472,500
Weight & Measures Improvements	9	13,650	2020-2025	0	0	0	0	13,650	0
Safety & Security	10	203,700	2020-2025	67,200	39,900	48,300	24,150	24,150	0
Public Works Improvements	11	142,259,212	2020-2025	24,662,698	30,953,603	24,380,572	24,474,578	18,915,353	18,872,408
Parks & Golf Division Improvements	12	356,947,500	2020-2025	2,756,250	55,282,500	102,663,750	72,187,500	50,216,250	73,841,250
Planning & Engineering Improvements	13	80,260,610	2020-2025	10,848,740	15,593,874	13,441,374	13,493,874	13,441,374	13,441,374
Bergen County Community College Improvements	14	34,358,414	2020-2025	5,600,000	8,520,054	6,944,692	5,965,000	4,308,668	3,020,000
Special Schools Improvements	15	10,050,000	2020-2025	1,200,000	2,550,000	1,525,000	1,625,000	1,525,000	1,625,000
Vocational Schools Improvements	16	83,435,000	2020-2025	4,380,000	5,725,000	6,861,250	23,531,250	21,031,250	21,906,250
County Clerk Improvements	17	643,680	2020-2025	643,680	0	0	0	0	0
Prosecutor Improvements	18	19,822,950	2020-2025	3,652,950	4,179,000	2,997,750	2,997,750	2,997,750	2,997,750
Sheriff & BCI Improvements	19	25,796,526	2020-2025	630,000	5,466,300	5,544,588	4,790,163	4,991,175	4,374,300
Jail Improvements	20	9,898,602	2020-2025	0	1,887,060	2,025,996	1,912,071	2,062,725	2,010,750
Clerk of the Board Improvements	21	110,250	2020-2025	110,250	0	0	0	0	0
Superintendent of Schools and Elections Improvements	22	11,799,500	2020-2025	278,474	3,814,267	3,815,317	3,826,867	31,500	33,075
PAGE TOTAL		828,336,339		68,224,169	147,880,963	179,198,302	162,175,278	127,051,645	143,805,982

YEAR CAPITAL PROGRAM 2020-2024

SUMMARY OF ANTICIPATED FUNDING SOURCES AND AMOUNTS

Local Unit

COUNTY OF BERGEN

1 PROJECT TITLE	2 Estimated Total Cost	BUDGET APPROPRIATIONS		4 Capital Improve- ment Fund	5 Capital Surplus	6 Grants-in- Aid and Other Funds	BONDS AND NOTES				
		3a Current Year 2020	3b Future Years				7a General	7b Self Liquidating	7c Assessment	7d School	
County Open Space Improvements	1	30,675,000	8,475,000	22,200,000	0	30,675,000	0				
Information Technology Improvements	2	5,231,100	2,317,350	2,913,750	261,555		4,969,545				
Health Services Improvement	3	708,225	246,750	461,475	35,411		672,814				
Human Services Improvements	4	702,450	0	702,450	35,123		667,328				
Medical Examiner Improvements	5	213,400	58,200	155,200	10,670		202,730				
Law & Public Safety Improvements	6	111,563	84,000	27,563	5,578		105,985				
Emergency Management Improvements	7	866,250	99,750	766,500	43,313		822,938				
Public Safety Operations 911 Improvements	8	14,228,757	2,112,877	12,115,880	711,438		13,517,319				
Weight & Measures Improvements	9	13,650	0	13,650	683		12,968				
Safety & Security	10	203,700	67,200	136,500	10,185		193,515				
Public Works Improvements	11	142,259,212	24,662,698	117,596,514	7,112,961	68,085,610	67,060,641				
Parks & Golf Division Improvements	12	356,947,500	2,756,250	354,191,250	17,847,375		339,100,125				
Planning & Engineering Improvements	13	80,280,610	10,848,740	69,411,870	4,013,031	2,796,709	73,450,871				
Bergen County Community College Improvements	14	34,358,414	5,600,000	28,758,414	0		0				34,358,414
Special Schools Improvements	15	10,050,000	1,200,000	8,850,000	0		0				10,050,000
Vocational Schools Improvements	16	83,435,000	4,380,000	79,055,000	0		0				83,435,000
County Clerk Improvements	17	643,680	643,680	0	32,184		611,496				
Prosecutor Improvements	18	19,822,950	3,652,950	16,170,000	991,148		18,831,803				
Sheriff & BCI Improvements	19	25,796,526	630,000	25,166,526	1,289,826		24,506,700				
Jail Improvements	20	9,898,602	0	9,898,602	494,930		9,403,672				
Clerk of the Board Improvements	21	110,250	110,250	0	5,513		104,738				
Superintendent of Schools and Elections Improvements	22	11,799,500	278,474	11,521,026	589,975	123,500	11,086,025				
PAGE TOTAL		828,336,339	68,224,169	760,112,170	33,490,896	101,680,819	565,321,210				127,843,414

**SECTION 2 - UPON ADOPTION FOR YEAR 2020
(Only to be Included in the Budget as Finally Adopted)**

RESOLUTION

BE IT RESOLVED by the Board of Chosen Freeholders of the County of Bergen that the budget herinbefore set forth is hereby adopted and shall constitute an appropriation for the purposes stated of the sums therein set forth as appropriations, and authorization of the amount of (Item 2 below) \$436,099,976 dollars for county to be raised by taxation and certification to the County Board of Taxation of the following summary of general revenues and appropriations.

<p>RECORDED VOTE (Insert last name)</p>	<p>Ayes {</p>	<p><i>FREEHOLDERS</i> <i>AMOROSO</i> <i>VOSS</i> <i>TANELLI</i> <i>SULLIVAN</i> <i>ORTIZ</i> <i>GAUZ</i> <i>ZUR</i></p>	<p>Nays {</p>	<p>Abstained {</p>	<p>Absent {</p>
--	---------------	--	---------------	--------------------	-----------------

SUMMARY OF REVENUES

1. General Revenues

Surplus Anticipated	08-100	\$ 25,000,000
Miscellaneous Revenues Anticipated	13-099	\$ 280,787,709
Receipts from Delinquent Taxes	15-499	\$ 0
2. AMOUNT TO BE RAISED BY TAXATION FOR MUNICIPAL PURPOSES (Item 6, Sheet 9)	07-190	\$ 436,099,976
Total Revenues	13-299	\$ 741,887,685

SUMMARY OF APPROPRIATIONS

5. GENERAL APPROPRIATIONS	XXXXXXXXXX	XXXXXXXXXXXXXXXXXXXX
Within "CAPS"	XXXXXXXXXX	XXXXXXXXXXXXXXXXXXXX
(a&b) Operations including Contingent	34-201	\$ 595,811,842
(c) Capital Improvements	44-999	\$ 3,850,000
(d) Total Debt Service	45-999	\$ 95,467,000
(e) Deferred Charges and Statutory Expenditures - County	46-999	\$ 46,758,843
(f) Judgements	37-480	\$ 0
(g) Cash Deficit	46-885	\$ 0
		\$
		\$
		\$
Total General Appropriations	34-499	\$ 741,887,685

It is hereby certified that the within budget is a true copy of the budget finally adopted by resolution of the Governing Body on the _____ day of _____

2020. It is further certified that each item of revenue and appropriation is set forth in the same amount and by the same title as appeared in the 2019 approved budget and all amendments thereto, if any, which have been previously approved by the Director of Local Government Services.

Certified by me this 29th day of JULY, 2020 Jane Roery, Clerk to the Board of Chosen Freeholders
signature

LOCAL UNIT Bergen County COUNTY/MUNICIPAL OPEN SPACE, RECREATION, FARMLAND AND HISTORIC PRESERVATION TRUST FUND

DEDICATED REVENUES	FCOA	Anticipated		Realized in Cash in 2019	APPROPRIATIONS	FCOA	Appropriated		Expended 2019	
		2020	2019				for 2020	for 2019	Paid or Charged	Reserved
FROM TRUST FUND										
Amount To Be Raised By Taxation	54-190	18,014,396.00	17,636,512.00	18,032,815.33	Development of Lands for Recreation and Conservation:		xxxxxxx	xxxxxxx	xxxxxxx	xxxxxxx
Added & Omitted		58,969.45	65,312.15	65,312.15	Salaries & Wages	54-385-1	769,481.00	408,118.00	338,506.18	69,611.82
Interest Income	54-113	500,000.00	284,000.00	739,019.38	Other Expenses	54-385-2	533,712.02	11,782,237.39	5,749,336.39	6,032,901.00
					Maintenance of Lands for Recreation and Conservation:		xxxxxxx	xxxxxxx	xxxxxxx	xxxxxxx
Reserve Funds:					Salaries & Wages	54-375-1				
					Other Expenses	54-375-2				
					Historic Preservation:		xxxxxxx	xxxxxxx	xxxxxxx	xxxxxxx
					Salaries & Wages	54-176-1	64,700.00	63,423.00	63,423.00	-
					Other Expenses	54-176-2	44,875.92	230,795.76	62,910.18	167,885.58
					Acquisition of Lands for Recreation and Conservation:	54-915-2	-	5,501,250.00	1,638,692.83	3,862,557.17
Total Trust Fund Revenues:	54-299	18,573,365.45	17,985,824.15	18,837,146.86	Acquisition of Farmland	54-916-2				
Summary of Program					Down Payments on Improvements	54-906-2				
Year Referendum Passed/Implemented:			1999		Debt Service:		xxxxxxx	xxxxxxx	xxxxxxx	xxxxxxx
			(Date)		Payment of Bond Principal	54-920-2	-	-	-	xxxxxxx
Rate Assessed:		\$	0.01		Payment of Bond Anticipation Notes and	54-925-2				xxxxxxx
Total Tax Collected to date		\$	202,027,515.85		Interest on Bonds	54-930-2	-	-	-	xxxxxxx
Total Expended to date:		\$	154,499,412.67		Interest on Notes	54-935-2				xxxxxxx
Total Acreage Preserved to date	12/31/2019		1.027.0554		Reserve for Future Use	54-950-2	17,160,596.51			
			(Acres)		Total Trust Fund Appropriations:	54-499	\$ 18,573,365.45	\$ 17,985,824.15	\$ 7,852,868.58	\$ 10,132,955.57
Recreation land preserved in 2019:			10.6100							
			(Acres)							
Farmland preserved in 2019:			0.0000							
			(Acres)							


Annual List of Change Orders Approved
Pursuant to N.J.A.C. 5:30-11

Contracting Unit: DPW

Year Ending: 12/31/2019

The following is a complete list of all change orders which caused the originally awarded contract price to be exceeded by more than 20 percent. For regulatory details please consult N.J.A.C. 5:30-11.1 et. Seq. Please identify each change order by name of the project.

1 There were no Change Orders exceeding the 20% limitation for the Department of Public Works in 2019.


Gerald Greiner, Director, Purchasing

2

3

4

For each change order listed above, submit with introduced budget a copy of the governing body resolution authorizing the change order and an Affidavit of Publication for the newspaper notice required by N.J.A.C. 5:30-11.9(d). (Affidavit must include a copy of the newspaper notice.)

If you have not had a change order exceeding the 20 percent threshold for the year indicated above, please check here and certify below.

9/29/2020
Date


Clerk to the Board of Chosen Freeholders

	EXPLANATORY STATEMENT - (Continued) BUDGET MESSAGE	

NOTE:

Sheet 3a

MANDATORY MINIMUM BUDGET MESSAGE MUST INCLUDE THE FOLLOWING:

1. HOW THE "CAP" WAS CALCULATED. (Explain in words what the "CAPS" mean and show the figures.)
2. A SUMMARY BY FUNCTION OF THE APPROPRIATIONS THAT ARE SPREAD AMONG MORE THAN ONE OFFICIAL LINE ITEM (e.g. if Sheriff's Office S&W appears in the regular section and also under State and Federal Programs section, combine the figures for purposes of citizen understanding.)