

# 2018 COUNTY DATA SHEET

(Must Accompany 2018 Budget)

## COUNTY of BERGEN

As Adopted May 16, 2018

Introduced April 18, 2018

Public Hearing May 16, 2018

County Officials	
<u>Lara Rodriguez</u> Clerk to the Board of Chosen Freeholders	
<u>Joseph Luppino</u> County Finance Officer	<u>Y0064</u> Cert No.
<u>Steven Wielkotz</u> Registered Municipal Accountant	<u>413</u> Lic No.
<u>Julien X. Neals, Esq.</u> County Counsel	
<u>James J. Tedesco, III</u> County Executive	

Board of Chosen Freeholders	
Name	Term Expires
<u>Freeholder Mary J. Amoroso</u>	<u>2019</u>
<u>Freeholder David L. Ganz</u>	<u>2020</u>
<u>Freeholder Germaine M. Ortiz</u>	<u>2019</u>
<u>Freeholder Chairman Thomas J. Sullivan</u>	<u>2019</u>
<u>Freeholder Steven A. Tanelli</u>	<u>2018</u>
<u>Freeholder Dr. Joan M. Voss</u>	<u>2020</u>
<u>Freeholder Tracy Silna Zur</u>	<u>2018</u>

### Official Mailing Address of Municipality

County of Bergen

1 Bergen County Plaza, Room 501

Hackensack, New Jersey 07601

Fax #: 201-336-6595

### Please attach this to your 2018 Budget and Mail to:

Director, Division of Local Government Service  
Department of Community Affairs  
PO Box 803  
Trenton NJ 08625

Sheet A

### Division Use Only

Municode: \_\_\_\_\_  
Public Hearing Date: \_\_\_\_\_

# 2018 COUNTY BUDGET


## Budget of the County of Bergen for the Fiscal Year 2018

It is hereby certified the Budget and Capital Budget annexed hereto and hereby made a part hereof is a true copy of the Budget and Capital Budget approved by resolution of the Board of Chosen Freeholders on the 16<sup>th</sup> day of MAY, 2018 and that public advertisement will be made in accordance with the provisions of N.J.S. 40A:4-6 and N.J.A.C. 5:30-4.4(d).


Lara Rodriguez   
Clerk to the Board  
One Bergen County Plaza  
Address  
Hackensack, New Jersey 07601  
Address  
201-336-6525  
Phone Number

Certified by me, this 16<sup>th</sup> day of MAY, 2018

It is hereby certified that the approved Budget annexed hereto and hereby made a part is an exact copy of the original on file with the Clerk of the Governing Body, that all additions are correct, all statements contained herein are in proof, and the total of anticipated revenues equals the total of appropriations.

Certified by me, this 16<sup>th</sup> day of May, 2018  
  
Pompton Lakes, New Jersey 07442  
Address  
401 Wanaque Avenue  
Address  
973-835-7900  
Phone Number

It is hereby certified that the approved Budget annexed hereto and hereby made a part is an exact copy of the original of file with the Clerk of the Governing Body, that all additions are correct, all statements contained herein are in proof, the total of anticipated revenues equals the total of appropriations.

Certified by me, this 16<sup>th</sup> day of MAY, 2018  
  
Chief Financial Officer

DO NOT USE THESE SPACES

**CERTIFICATION OF ADOPTED BUDGET**

It is hereby certified that the amount to be raised by taxation for County purposes has been compared with the approved Budget previously certified by me and any changes required as a condition to such approval have been made. The adopted budget is certified with respect to the foregoing only.

STATE OF NEW JERSEY  
Department of Community Affairs  
Director of the Division of Local Government Services

Dated: \_\_\_\_\_ 2018 By: \_\_\_\_\_

*(Do not advertise this Certification form)*

**CERTIFICATION OF APPROVED BUDGET**

It is hereby certified that the Approved Budget made part hereof complies with the requirements of law, and approval is given pursuant to N.J.S. 40A:4-79.

STATE OF NEW JERSEY  
Department of Community Affairs  
Director of the Division of Local Government Services

Dated: \_\_\_\_\_ 2018 By: \_\_\_\_\_

**COMMENTS OR CHANGES REQUIRED AS A CONDITION OF CERTIFICATON OF DIRECTOR OF LOCAL GOVERNMENT SERVICES**

**The changes or comments which follow must be considered in connection with further action on this budget**

**COUNTY of BERGEN**

**2018  
COUNTY BUDGET NOTICE**

**Annual Budget of the County of Bergen, for the Fiscal Year 2018**

**Be it Resolved, that the following statements of revenues and appropriations shall constitute the County Budget for the Year 2018**

**Be it Further Resolved, that said Budget be published in the The Bergen Record**

**in the issue of April 22, 2018.**

**The Board of Chosen Freeholders of the County of Bergen does hereby approve the following as the Budget for the year 2018.**

<p><b>RECORDED VOTE</b> (INSERT LAST NAME)</p>	<p>Ayes</p>		<p>Nays</p>		<p>Abstained</p>	
					<p>Absent</p>	

Notice is hereby given that the Budget and Tax Resolution was approved by the Board of Chosen Freeholders of the County of Bergen on April 18 , 2018. A Hearing on the Budget and Tax Resolution will be held at One Bergen County Plaza, Hackensack, New Jersey, 07601, on May 16, 2018 at 7:30 PM o'clock at which time and place objections to said Budget and Tax Resolution for the year 2018 may be presented by taxpayers or other interested persons.

EXPLANATORY STATEMENT			
SUMMARY OF APPROVED BUDGET	FOCA	YEAR 2018	YEAR 2017
<b>Total Appropriations (Item 9, Sheet 30)</b>	34-499	\$ 528,163,833	\$ 542,308,609
<b>Less: Anticipated Revenues (Item 5, Sheet 9)</b>	13-199	\$ 116,675,276	\$ 130,618,963
<b>Amount to be Raised by Taxation - County Purpose Tax (Item 6, Sheet 9)</b>	07-199	\$ 411,488,557	\$ 411,689,646

**EXPLANATORY STATEMENT - (Continued)**  
**SUMMARY OF 2017 APPROPRIATIONS EXPENDED AND CANCELED**

	General Appropriations		Utility Appropriations	
Budget Appropriations - Adopted Budget	519,929,297			
Budget Appropriation Added by N.J.S 40A:4-87	22,379,312			
Emergency Appropriations				
<b>Total Appropriations</b>	<b>542,308,609</b>			
Expenditures				
Paid or Charged	522,752,452			
Reserved	14,123,910			
Unexpended Balances Canceled	5,432,247			
Total Expenditures and Unexpended Balances Canceled	542,308,609			
Overexpenditures*				

Explanations of Appropriations for "Other Expenses"

The amounts appropriated under the title of "Other Expenses" are for operating costs other than "Salaries & Wages."

Some of the items included in "Other Expenses" are:

Materials, supplies and non-bondable equipment;

Repairs and maintenance of buildings, equipment, roads, etc.,

Contractual services for garbage and trash removal, fire hydrant service, aid to volunteer fire companies, etc;

Printing and advertising, utility services, insurance and many other items essential to the services rendered by municipal government.

\*See Budget Appropriation items so marked to the right of column "Expended 2017 Reserved."

		EXPLANATORY STATEMENT - (Continued)			
		BUDGET MESSAGE			
<b>1977 Cap Calculation</b>		<b>1977 Calc</b>		Allowable County Purpose Tax Before Additional Modifications	\$ 281,477,315
County Purpose Tax Levy- Prior Year-(2017)		\$411,689,646		<b>Add Modifications:</b>	
Cap Base Adjustment		<u>0</u>		New Construction - Actual	3,515,228
Adjusted County Purpose Tax Levy - 2017		\$411,689,646		Debt Service - Net of Debt Service Revenues	83,076,636
				Deferred Charges	
<b>Less Modifications:</b>				Capital Improvements N.J.S.A. 40A: 2-2	2,737,611
Debt Service - Net of Debt Service Revenues	80,148,905			Matching Funds For State And Federal Grants:	115,000
Board of Social Services (Welfare):				Board of Social Services (Welfare):	
Administration	7,144,109			Administration - County Share	8,222,746
TANF - County Share	132,185			TANF - County Share	81,607
Excess of 2012 funding over 1992 - College				Vocational School	31,364,829
Ch. 76 PI 1993	6,243,709			Special Services School	10,062,955
Excess of 2012 Out of County College funding over 1992 Base				Excess of 2017 Out of County College funding over 1992 Base	0
Vocational School	30,460,565			Excess of 2017 funding over 1992 - College	
Special Services School	9,720,658			Ch. 76 PI 1993	6,749,929
Capital Improvements N.J.S.A. 40A: 2-2	3,112,500			Health Insurance Increase	<u>0</u>
Health Insurance	0				
Matching Funds For State And Federal Grants	<u>115,000</u>			Total Modifications	<u>145,926,541</u>
Total Modifications		<u>137,077,631</u>		Sub-Total (Levy CAP Determination Amount)	427,403,855
Amount On Which Cap Is Applied Per		274,612,015		CAP Bank Utilized	<u>0</u>
Division of Local Government Services				Allowable County Purpose Tax After Modifications	427,403,855
CAP COLA Increase 0.50%	2.500%	<u>6,865,300</u>		<b>2018 COUNTY PURPOSE TAX LEVY</b>	<b>\$ 411,588,557</b>
Allowable County Purpose Tax Before Additional Modifications		281,477,315			
(Per N.J.S. 40A:4-45.4)				ADD ANTICIPATED REVENUES	<u>116,675,276</u>
				TOTAL ALLOWABLE COUNTY BUDGET	<u>544,079,132</u>
				2018 BUDGET	<u>528,163,833</u>
				AMOUNT UNDER/(OVER CAP)	<u>\$ 15,915,298</u>

NOTE:  
MANDATORY MINIMUM BUDGET MESSAGE MUST INCLUDE THE FOLLOWING:

1. HOW THE "CAP" WAS CALCULATED. (Explain in words what the "CAPS" mean and show the figures.)
2. A SUMMARY BY FUNCTION OF THE APPROPRIATIONS THAT ARE SPREAD AMONG MORE THAN ONE OFFICIAL LINE ITEM (e.g. if Sheriff's Office S&W appears in the regular section and also under State and Federal Programs section, combine the figures for purposes of citizen understanding.)



		EXPLANATORY STATEMENT - (Continued)			
				BUDGET MESSAGE	
<b>2010 CAP LAW Calculation</b>				<b>Maximum Allowable to Be Raised by Taxation -2010</b>	<b>\$ 427,564,080</b>
	<u>2010 Calculation</u>			<b>2018 COUNTY PURPOSE TAX LEVY</b>	<b>\$ 411,488,557</b>
County Purpose Tax- Prior Year		\$ 411,689,646		<b>Maximum Allowable to Be Raised by Taxation -1977</b>	<b>427,403,855</b>
Cap Base Adjustments		0		<b>USE Lesser of 2010 v. 1977 CAP</b>	<b>USE 1977 CAP</b>
Net Prior Year Tax Levy For County		411,689,646		ADD: Anticipated Revenues	427,403,855
ADD 2% Cap Increase		8,233,793		Total Revenues	116,675,276
Adjusted Tax Levy		419,923,439		2018 Introduced Budget	528,163,833
Add: Assumption of Services/Function				<b>AMOUNT UNDER/(OVER CAP)</b>	<b>\$ 15,915,298</b>
Subtotal		419,923,439			
<u>Exclusions</u>				<b>Health Insurance</b>	
Shared Service Increases				The total county's share of health contributions to the health insurance self insurance fund for calender year 2017 was \$49,975,000. For 2018 the county budgeted \$51,550,000 for employee health claims. In addition, for 2017 employees contributed \$10,646,066 pre-tax contribution to the health insurance self insurance fund. For 2017 projected employee contribution to the health plan will be \$10.785 million.	
Health Care Cost Increases	0			Retirees/COBRA billings and interest income amounted to \$1,037,229 for 2017. Total health claims and other expense in 2017 was \$61,903,657.	
Pension Increases	1,167,296			<b>Prescription Plan and Dental Claim</b>	
Capital Improvement Increase	0			The total county's share of employee prescription claim appropriation for calender yet 2017 was \$23,000,000 and \$1,775,000 for employee dental claims. For 2018 budgeted employee prescription plan is \$23,000,000 and \$1,750,000 for 2018 employee dental plan.	
Debt Services Increases	8,275,364				
Defd Charges: Emergencies	0				
ADD Total Exclusions		9,442,660			
Less: Cancelled or Unexpended Exclusions		(5,317,246)			
Adjusted Tax Levy After Exclusions		424,048,853			
New Ratables & Additions	1,545,376,500				
Prior Year County Tax	0.0024				
		3,515,228			
<b>Maximum Allowable to Be Raised by Taxation -2010</b>		<b>427,564,081</b>			

NOTE:

MANDATORY MINIMUM BUDGET MESSAGE MUST INCLUDE THE FOLLOWING:

1. HOW THE "CAP" WAS CALCULATED. (Explain in words what the "CAPS" mean and show the figures.)
2. A SUMMARY BY FUNCTION OF THE APPROPRIATIONS THAT ARE SPREAD AMONG MORE THAN ONE OFFICIAL LINE ITEM (e.g. if Sheriff's Office S&W appears in the regular section and also under State and Federal Programs section, combine the figures for purposes of citizen understanding.)

EXPLANATORY STATEMENT - (Continued)

BUDGET MESSAGE

NEW JERSEY DEPARTMENT OF HUMAN SERVICES  
STATE ASSUMPTION OF CERTAIN  
COUNTY HUMAN SERVICE COSTS  
ESTIMATE IMPACT ON COUNTY CALENDAR YEAR 2018 BUDGET

CHART	Description	County Appropriation	County Revenue	County Cost
CHART 1	Div. Develop. Disabilities (DDD) Costs	19,529,266	19,529,266	0
CHART 2	(DFD) Supplemental Security Income	1,019,565	1,019,565	0
CHART 3	(DFD) TANF COSTS - Temp. Asst. to Needy Families	81,607	0	81,607
CHART 1	Div. of Mental Health & Addiction Services& Rutgers	7,378,383	5,164,868	2,213,515
CHART 8	Div. of Developmental Disabilities		294,000	
CHART 4	Est. Costs Share of Greystone Psychiatric Hospital Patients	261,083		261,083
Division of Child Protection and Permanency	DYFS	3,162,946	3,162,946	0

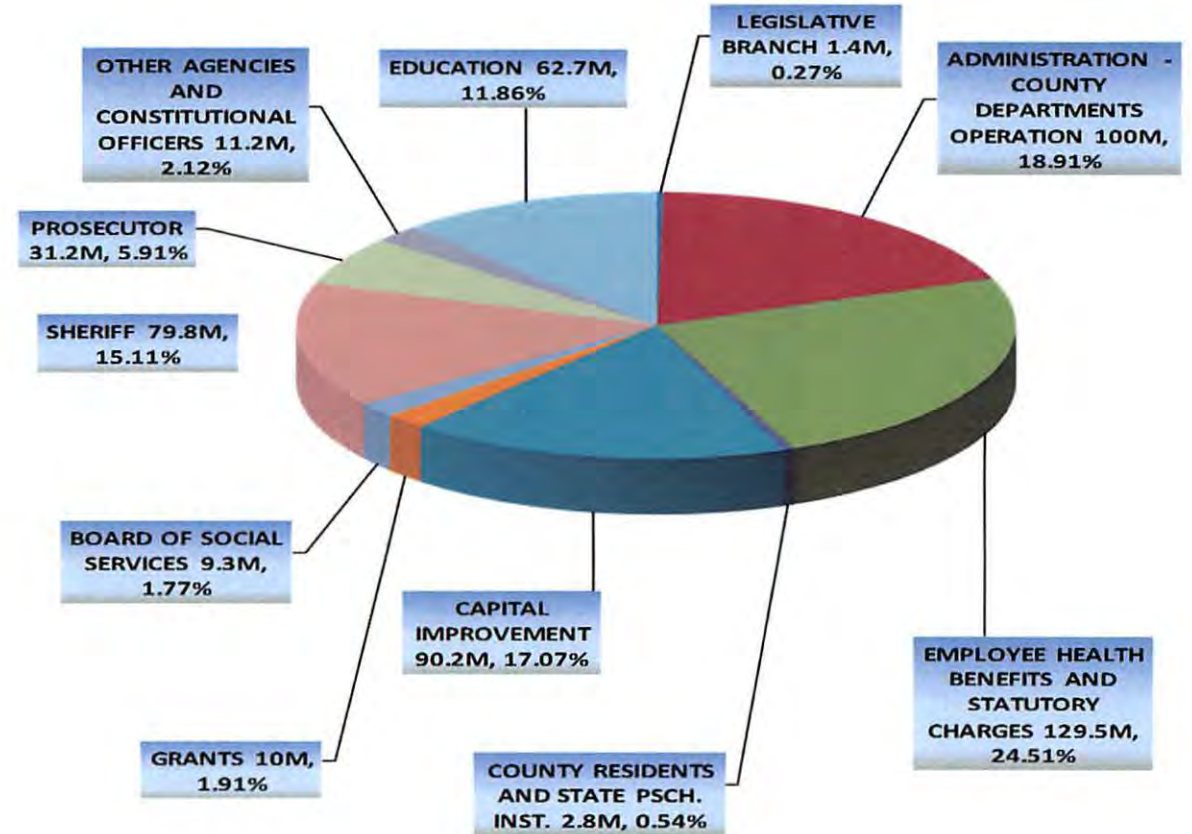
For 2018 Bergen County Appropriated the "County Costs", Chart 3 - \$81,607, Chart 1-\$2,213,513 and Chart 4 - \$261,083. These appropriations are provided by the State of New Jersey Department of Human Services for various services categories covered by Public Law 1990. Chapter73, amended by Public Law 1991, Chapter 63 and Public Law 2009, Chapter 68.



EXPLANATORY STATEMENT - (Continued)

EXPLANATION OF ALLOCATION OF APPROPRIATIONS

	INTRODUCED BUDGET 2018
<b>Legislative Branch - Freeholders</b>	<b>1,418,691</b>
<b>Administration - County Departments Operation</b>	
Administration and Finance/ County Executive	10,116,724
Health Department	18,760,864
Human Services	14,330,098
Department of Law	2,489,576
Law and Public Safety	12,131,934
Public Works	23,052,634
Parks	13,779,689
Planning	2,791,154
Other	1,175,000
BC Improvement & Hospital Authority	1,300,000
<b>Administration - County Departments Operation</b>	<b>99,927,673</b>
<b>Employee Health Benefits and Statutory Charges</b>	<b>129,530,604</b>
<b>County Residents and State Psychiatric Institutions</b>	<b>2,849,596</b>
<b>Capital Improvement/ Debt Service</b>	<b>90,178,837</b>
<b>Grants</b>	<b>10,088,503</b>
<b>Board of Social Services</b>	<b>9,323,918</b>
<b>Sheriff</b>	<b>79,799,048</b>
<b>Prosecutor</b>	<b>31,202,957</b>
Surrogate	1,819,859
County Clerk	4,923,461
Board of Taxation	571,442
Board of Elections	1,356,992
Superintendent of Elections	2,499,625
<b>Other Agencies + Constitutional Officers</b>	<b>11,171,379</b>
<b>Education</b>	<b>62,672,627</b>
<b>Total</b>	<b>528,163,833</b>



**EXPLANATORY STATEMENT  
BUDGET MESSAGE - STRUCTURAL BUDGET IMBALANCES**

<div style="display: flex; flex-direction: column; align-items: center; justify-content: center;"> <div style="writing-mode: vertical-rl; transform: rotate(180deg); font-size: small;">Revenues at Risk</div> <div style="writing-mode: vertical-rl; transform: rotate(180deg); font-size: small;">Non-recurring current appropriations</div> <div style="writing-mode: vertical-rl; transform: rotate(180deg); font-size: small;">Future Year Appropriation Increases</div> <div style="writing-mode: vertical-rl; transform: rotate(180deg); font-size: small;">Structural Imbalance Offsets</div> </div>				Line Item. Put "X" in cell to the left that corresponds to the type of imbalance.	Amount	Comment/Explanation
<b>X</b>		Capital Surplus	\$1,500,000.00	Decrease of this revenue will be offset by other revenue;		
<b>X</b>		Motor Vehicle Surplus - Trust Fund	\$2,000,000.00	Decrease in collection of motor vehicle fines and increased utilization of trust fund;		
	<b>X</b>	Public Employees Retirement System	unknown	Increases based on state formulas;		
	<b>X</b>	Police and Fire Retirement System	unknown	Increases based on state formulas;		
	<b>X</b>	Peer Grouping Grant Revenue	\$1,900,000.00	Continued state and federal reduction to Medicaid revenues may cause these revenues to decline;		

Explanatory Statement - (continued)  
Budget Message

Analysis of Compensated Absence Liability

Legal basis for benefit  
(check applicable items)

Organization/Individuals Eligible for Benefit	Gross Days of Accumulated Absence	Value of Compensated Absences	Approved Labor Agreement	Local Ordinance	Individual Employment Agreements
PBA 134	26,085.240	\$11,213,281.51			
PBA 134A	1,527.640	\$976,666.81			
USW 755	33,836.860	\$7,999,326.91			
FIXED ANNUAL	11,028.650	\$4,071,740.68			
PBA 221	9,986.800	\$5,067,853.40			
PBA 221 - SUPERIOR OFFICERS	3,278.780	\$2,104,753.89			
PBA 49	4,810.300	\$2,585,547.42			
PARKS SUPERVISORY	601.410	\$112,996.84			
CWA 1036 PARKS MIDDLE MGT	2,286.790	\$720,212.98			
PBA 203	160.858	\$33,028.14			
USW 655	21,800.320	\$3,706,608.48			
OPEIU 32 SHERIFF	4,436.430	\$1,111,413.91			
<b>Totals</b>	days				
<b>Total Funds Reserved as of end of 2017</b>					
<b>Total Funds Appropriated in 2018</b>					

Explanatory Statement - (continued)  
Budget Message

Analysis of Compensated Absence Liability

Legal basis for benefit  
(check applicable items)

Organization/Individuals Eligible for Benefit	Gross Days of Accumulated Absence	Value of Compensated Absences	Approved Labor Agreement	Local Ordinance	Individual Employment Agreements
NJELUI SUPT OF ELECTIONS	1,041.460	\$171,711.98			
RWDSU LOCAL 108 BLUE	4,057.900	\$690,776.85			
RWDSU LOCAL 108 WHITE	516.820	\$104,923.73			
UPSEU - PROSECUTORS	3,135.650	\$840,243.65			
UPSEU - PROSECUTORS IT UNIT	2,327.258	\$950,214.12			
ASSISTANT PROSECUTORS	4,375.807	\$2,111,930.28			
UPSEU - SUPERVISORY UNIT	760.560	\$216,382.23			
<b>Totals</b>	136,055.533 days	\$44,789,613.81			
<b>Total Funds Reserved as of end of 2017</b>		\$ 1,667,091.00	*		
<b>Total Funds Appropriated in 2018</b>		\$1,637,400.00	**		

\* Balance in Accumulated Absence & Terminal Leave Trust Account

\*\* \$1,387,400 Budgeted in Constitutional Offices Salary & Wage Line Items & \$250,000 Budget in Terminal Leave Line Item

**CURRENT FUND- ANTICIPATED REVENUES**

GENERAL REVENUES	FCOA	Anticipated				Realized in Cash in 2017	
		2018		2017			
<b>1. Surplus Anticipated</b>	08-401	20,500,000		19,350,000		19,350,000	
<b>2. Surplus Anticipated with Prior Written Consent of Director of Local Government Services</b>	08-402						
<b>Total Surplus Anticipated</b>	08-400	20,500,000		19,350,000		19,350,000	
<b>3. Miscellaneous Revenues - Section A: Local Revenues</b>	xxxxxxx	xxxxxxxxxxxxxxxxxxx	xxx	xxxxxxxxxxxxxxxxxxx	xxx	xxxxxxxxxxxxxxxxxxx	xxx
County Clerk							
Register of Deeds	08-120	1,925,000		1,900,000		2,068,893	
Surrogate	08-160	545,000		539,000		547,538	
Sheriff	08-270	4,000,000		4,500,000		4,936,764	
Interest on Investments and Deposits - Current	08-130	900,000		450,000		1,024,467	
Parks Fees and Revenues	08-375	2,300,000		2,300,000		2,323,098	
Golf Fee Revenues	08-376	7,480,000		7,100,000		6,837,096	
Realty Transfer Fees	08-120	7,896,240		7,500,000		8,775,789	
State of NJ - Court Lease	08-130	128,236		119,174		128,236	
Central Municipal Court	08-130	1,180,000		1,120,000		1,186,741	
Election Ballot Printing	17-121	900,000		900,000		922,942	
Due From Grant Fund	08-500	1,561,000					

**CURRENT FUND- ANTICIPATED REVENUES-(continued)**

GENERAL REVENUES	FCOA	Anticipated		Realized in Cash in 2017
		2018	2017	
<b>3. Miscellaneous Revenues - Section A: Local Revenues (continued):</b>				
Reimbursement from State of NJ for State Prisoners held in County Jails	08-270	25,000	19,000	29,648
Bergen Regional Medical Center - Cty Adjuster Reimbursement	08-135	-	240,000	-
Police and Fire Academy Fees	08-240	300,000	150,000	304,133
Reimbursement for In-Kind Grants	16-860	2,000,000	1,700,000	2,055,851
Animal Shelter Contracts	08-330	775,000	600,000	777,053
Animal Center - Other Fees	08-330	110,963	100,000	110,963
Shared Services Health Agreements	11-330	1,600,785	1,300,000	1,602,410
Bergen County Health Care Center	09-330	8,100,000	8,600,000	8,372,359
Shared Services Health Agreement - Kearney	11-330	65,600	65,600	65,600
Shared Services Human Services - 40 Passaic Street	11-340	425,000	350,000	465,276
Interlocal - Prosecutor's Office MOU	17-275		36,075	-
Interlocal - Interboro Regional Communications Network	08-252	295,000	290,000	295,000
<b>Total Section A: Local Revenues</b>	08-001	42,512,824	39,878,849	42,829,857

**CURRENT FUND- ANTICIPATED REVENUES-(continued)**

GENERAL REVENUES	FCOA	Anticipated				Realized in Cash in 2017	
		2018		2017			
<b>3. Miscellaneous Revenues - Section B: State Aid Without Offsetting</b>							
<b>Appropriations:</b>							
Franchise Tax on Life Insurance Companies (N.J.S.A. 54:18A)							
Franchise Tax on Stock Insurance Companies (Other than Life Insurance)(N.J.S.A. 54:16A)							
State Aid - County College Bonds (N.J.S.A. 18A:64A-22.6)	09-920	2,756,075		2,471,930		2,507,315	
Permanent Disability - Patients in County Institutions (N.J.S.A. 44:7-38 et seq.)							
State Aid - School Bonds ( Chapter 74, Laws of 1978 as Amended)							
<b>Total Section B: State Aid Without Offsetting Appropriations</b>	09-001	2,756,075		2,471,930		2,507,315	



**CURRENT FUND- ANTICIPATED REVENUES-(continued)**

GENERAL REVENUES	FCOA	Anticipated				Realized in Cash	
		2018		2017		in 2017	
<b>3. Miscellaneous Revenue - Section C:</b>							
<b>State Assumption of Costs of County Social and Welfare Services and Psychiatric Facilities</b>							
Social and Welfare Services (c.66.P.L. 1990):	xxxxxxx	xxxxxxxxxxxxxxxx	xxx	xxxxxxxxxxxxxxxx	xxx	xxxxxxxxxxxxxxxx	xxx
Temporary Assistance to Needy Families							
Division of Youth and Family Services	09-151			\$ -			
Supplemental Social Security Income	09-152	\$ 1,019,565		\$ 1,075,157		\$ 1,071,101	
Psychiatric Facilities (c.73, P.L.1990)	xxxxxxx		xxx	xxxxxxxxxxxxxxxx	xxx	xxxxxxxxxxxxxxxx	xxx
Maintenance of Patients in State Institutions for Mental Diseases	09-153			\$ -			
Maintenance of Patients in State Institutions for Mentally Disabled	09-154			\$ -			
State Patients in County Psychiatric Hospitals							
Board of County Patients in State and Other Institutions	09-155			\$ -		\$ 151	
Board of County Patients in State and Other Institutions - Prior Years	09-156			\$ -		\$ -	
DDD Assessment Program	09-157	\$ 294,000		\$ 350,000		\$ 478,832	
<b>Total Section C: State Assumption of Costs of County Social &amp; Welfare Services &amp;</b>	xxxxxxx	xxxxxxxxxxxxxxxx	xxx	xxxxxxxxxxxxxxxx	xxx	xxxxxxxxxxxxxxxx	xxx
<b>    Psychiatric Facilities</b>	09-199	\$ 1,313,565		\$ 1,425,157		\$ 1,550,084	

**CURRENT FUND- ANTICIPATED REVENUES-(continued)**

GENERAL REVENUES	FCOA	Anticipated		Realized in Cash in 2017	
		2018	2017		
<b>3. Miscellaneous Revenues - Section D:Special Items of General Revenue Anticipated With Prior Written Consent of the Director of Local Government Services - Public and Private Revenues Offset with Appropriations:</b>					
Area Plan Grant	10-701	4,237,474	6,464,586	6,464,586	
Area Plan Grant (Omitted 2017 Area Plan Grant)	10-701	2,113			
Vision /Detention Alternatives	10-702	101,001	101,001	101,001	
IOLTA Fund Grant	10-703	15,000	15,000	15,000	
Homeless Program	10-704	1,273,596	1,430,467	1,430,467	
Medicare Improvement for Patients & Providers Act (MIPPA)	10-705		40,000	40,000	
Victims of Crime Act Program Grant (VOCA) - Supplemental	10-706		97,284	97,284	
Victims of Crime Act Program Grant (VOCA)	10-707		291,054	291,054	
Human Services Advisory Council (HSAC)	10-708	66,073	66,073	66,073	
County Comprehensive Alcohol Program	10-709		1,043,952	1,043,952	
Drunk Driving Enforcement Fund	10-710		5,719	5,719	
Comprehensive Community Project	10-711		75,000	75,000	
Subregional Transportation Planning Grant	10-713		198,164	198,164	
Municipal Alliance Program	10-715		757,888	757,888	
Senior Citizen & Disabled Residents Transportation Program	10-717		1,307,858	1,307,858	
State Health Insurance Program (SHIP)	10-719		36,000	36,000	
				-	
				-	
				-	
				-	

**CURRENT FUND- ANTICIPATED REVENUES-(continued)**

GENERAL REVENUES	FCOA	Anticipated		Realized in Cash
		2018	2017	in 2017
<b>3. Miscellaneous Revenues - Section D:Special Items of General Revenue Anticipated With Prior Written Consent of the Director of Local Government Services - Public and Private Revenues Offset with Appropriations (continued):</b>				
Bergen County HIV/CTS Program	10-720		107,000	107,000
Clean Communities Program	10-721		147,998	147,998
Spring House for Women	10-723		93,624	93,624
Mental Health Board Administration (7/1/17 - 6/30/18)	10-724		12,000	12,000
Veterans Transportation	10-725		26,000	26,000
Sexual Assault Nurse Examiner (SART/SANE)	10-726	140,557	86,149	86,149
Respite Care Program	10-727	565,480	565,480	565,480
Personal Assistance Service Program (PASP)	10-728	93,054	93,054	93,054
Medicaid Peer Grouping	10-729	1,900,034	1,900,000	1,900,000
Work First NJ Administration	10-730	114,461	57,231	57,231
New Freedom Operating Program Grant	10-732		200,000	200,000
Mental Health Board Administration (7/1/16-6/30/17)	10-734		12,000	12,000
Cancer Education & Early Detection Program (CEED)	10-735		754,520	754,520
Hazard Mitigation Grant Program	10-736		250,000	250,000
Early Intervention Program	10-739		1,589,300	1,589,300
Unified Child Care	10-742		1,649,898	1,649,898
Emergency Management Agency Assistance (EMAA) (7/1/17-6/30/18)	10,745		55,000	55,000
				-
				-
				-
				-
				-

**CURRENT FUND- ANTICIPATED REVENUES-(continued)**

GENERAL REVENUES	FCOA	Anticipated				Realized in Cash	
		2018		2017		in 2017	
<b>3. Miscellaneous Revenues - Section D:Special Items of General Revenue Anticipated With Prior Written Consent of the Director of Local Government Services - Public and Private Revenues Offset with Appropriations (continued):</b>							
Special Child Health Case Management	10-746			141,419		141,419	
Personal Assistance Services Program (PASP) Hudson County	10-747	14,963		24,163		24,163	
Victims Assistance Grant (VAG)	10-748			90,177		90,177	
Aggressive Driving Program	10-749			25,000		25,000	
NJ's Comprehensive Cancer Control Plan	10-750	29,950		89,450		89,450	
Juvenile Detention Alternatives Initiative Innovation Program	10-752			79,720		79,720	
Sheriff IV D Reimbursement Grant	10-753			594,154		594,154	
Bergen County Right to Know Program	10-755			21,869		21,869	
NJ Homeless Veterans Program	10-758			2,000		2,000	
Senior Farmers Market Grant	10-759			3,500		3,500	
State Criminal Alien Assistance Grant	10-760			535,827		535,827	
HUD-Veteran's Supportive Housing	10-762			88,415		88,415	
Work First New Jersey Administration DOL	10-763			40,000		40,000	
						-	
						-	
						-	

**CURRENT FUND- ANTICIPATED REVENUES-(continued)**

GENERAL REVENUES	FCOA	Anticipated				Realized in Cash in 2017	
		2018		2017			
<b>3. Miscellaneous Revenues - Section D:Special Items of General Revenue Anticipated With Prior Written Consent of the Director of Local Government Services - Public and Private Revenues Offset with Appropriations (continued):</b>							
Venture Program	10-764			649,080		649,080	
Job Access & Reverse Commute (JARC) (7/1/16-6/30/17)	10-765			140,000		140,000	
Emergency Management Agency Assistance (EMAA)	10-766	55,000		55,000		55,000	
Job Access & Reverse Commute (JARC) (7/1/17-6/30/18)	10-767			200,000		200,000	
County History Partnership Program	10-768			60,000		60,000	
Kessler Foundation	10-769			10,000		10,000	
Mental Health Law Project	10-770			246,898		246,898	
Gang, Gun & Narcotics Task Force	10-771			70,860		70,860	
Bioterrorism Preparedness Program - LINC'S Agencies Grant	10-773			323,720		323,720	
Financial Literacy Education Program	10-774			5,000		5,000	
Stop Violence Against Women Grant (VAWA)	10-775			69,319		69,319	
State/Community Partnership Program	10-777	830,965		830,965		830,965	
Children's Interagency Coordination Council	10-778			36,874		36,874	
HUD - Homeless Management Information System (1/1/17-12/31/17)	10-779			82,893		82,893	
Domestic Violence Intervention Services	10-780			507,161		507,161	
Local Arts Program	10-783	96,777		96,777		96,777	
County Environmental Health Act Grant (CEHA)	10-785			213,370		213,370	
						-	
						-	

**CURRENT FUND- ANTICIPATED REVENUES-(continued)**

GENERAL REVENUES	FCOA	Anticipated				Realized in Cash in 2017	
		2018		2017			
<b>3. Miscellaneous Revenues - Section D:Special Items of General Revenue Anticipated With Prior Written Consent of the Director of Local Government Services - Public and Private Revenues Offset with Appropriations (continued):</b>							
Prosecutor Body Armor Replacement	10-786			8,695		8,695	
Subregional Support & Intern Grant	10-789			15,000		15,000	
Basic Center Program Grant	10-790			150,886		150,886	
CD-Homeless Management Information System	10-792	20,000		20,000		20,000	
HUD-Homeless Management Information System (5/1/17-4/30/18)	10-794			82,893		82,893	
Youth Complex Education Program	10-796	158,000				-	
TB Control Program (7/1/17 - 6/30/18)	10-797			272,472		272,472	
TB Control in Bergen County (7/1/16 - 6/30/17)	10-798			25,000		25,000	
HUD-Housing Counselling Program	10-799			18,556		18,556	
Childhood Lead Exposure Prevention (CLEP)	10-800	374,006					
Urban Areas Security Initiative (UASI)	10-801			765,000		765,000	
State Homeland Security Program (SHSP) (9/1/17-8/31/20)	10-802			442,284		442,284	
Sheriff Body Armor Replacement	10-803			39,548		39,548	
Child Advocacy Development Grant	10-804			90,888		90,888	
Distracted Driving Campaign Grant	10-805			40,000		40,000	
Driving Simulator Upgrade Grant	10-806			60,000		60,000	
						-	
						-	

**CURRENT FUND- ANTICIPATED REVENUES-(continued)**

GENERAL REVENUES	FCOA	Anticipated		Realized in Cash in 2017
		2018	2017	
<b>3. Miscellaneous Revenues - Section D:Special Items of General Revenue Anticipated With Prior Written Consent of the Director of Local Government Services - Public and Private Revenues Offset with Appropriations (continued):</b>				
Drug Recognition Expert Grant	10-807		25,000	25,000
Justice Center Project Renovations Grant	10-808		100,000	100,000
State Homeland Security Program (SHSP) (9/1/15-8/31/18)	10-809		100,000	100,000
Rockleigh Intermediate Care Facility Nursing Home	10-810		529,780	529,780



**CURRENT FUND- ANTICIPATED REVENUES-(continued)**

GENERAL REVENUES	FCOA	Anticipated				Realized in Cash	
		2018		2017		in 2017	
<b>3. Miscellaneous Revenues - Section D:Special Items of General Revenue Anticipated With Prior Written Consent of the Director of Local Government Services - Public and Private Revenues Offset with Appropriations (continued):</b>							
<b>Total Section D: Special Items of General Revenue Anticipated with Prior Written Consent of Director of Local Government Services - Public &amp; Private Revenues Offset with Appropriations</b>	xxxxxxx 11-001	xxxxxxxxxxxxxxxxxx 10,088,503		xxxxxxxxxxxxxxxxxx 27,648,912		xxxxxxxxxxxxxxxxxx 27,648,912	xx

**CURRENT FUND- ANTICIPATED REVENUES-(continued)**

GENERAL REVENUES	FCOA	Anticipated		Realized in Cash in 2017	
		2018	2017		
<b>3. Miscellaneous Revenue - Section E: Special Items of General Revenue Anticipated With Prior Written Consent of Director of Local Government services - Other Special Items:</b>					
Added and Omitted Taxes	16-653	1,680,000	1,483,987	1,483,997	
Capital Surplus	17-600	1,500,000	2,900,000	2,900,000	
Justice Center Parking	08-310	400,000	200,000	403,000	
Motor Vehicle Surplus - Trust Fund	17-240	2,000,000	1,800,000	1,800,000	
Shared Services Pension Agreement	17-920	108,515	108,515	108,515	
INS Inmates	08-270	7,612,916	6,566,000	8,855,654	
Public Health Priority Funding	08-120	3,600,000	3,100,000	3,757,334	
Shared Services - 911 Agreements - Demarest	08-252	66,244	62,424	63,672	
Register of Deeds - P.L. 2001 C370	08-120	2,900,000	2,800,000	2,915,618	
Surrogate - P.L. 2001 C370	08-160	540,000	761,000	544,137	
Sheriff - P.L. 2001 C370	08-270	250,000	222,000	250,000	
Shared Services Police Services BCC	08-240	338,610	331,426	331,427	
Medicare Part D Reimbursement	16-220	820,000	900,485	825,547	
Interlocal - 911 Agreement - Ridgefield	08-253	208,000	204,000	204,000	
Housing Authority Lease	08-310	186,000	186,180	186,000	

**CURRENT FUND- ANTICIPATED REVENUES-(continued)**

GENERAL REVENUES	FCOA	Anticipated				Realized in Cash in 2017	
		2018		2017			
<b>3. Miscellaneous Revenue - Section E: Special Items of General Revenue Anticipated With Prior Written Consent of Director of Local Government services - Other Special Items (continued):</b>	xxxxxxx	xxxxxxxxxxxxxxxxxxx	xxx	xxxxxxxxxxxxxxxxxxx	xxx	xxxxxxxxxxxxxxxxxxx	xxx
Interlocal - 911 Agreement - Lodi	08-252	306,000		300,000		335,000	
Interlocal - 911 Agreement - Leonia	08-252	164,485		158,098		158,098	
Interlocal - 911 Agreement - Wyckoff	08-252	183,600		180,000		180,000	
Interlocal - 911 Agreement - Midland Park	08-252	135,000		135,000		135,000	
Reserve for Payment of Interest and Principal	08-920			360,000		355,000	
Bergen County Improvement Authority - New Bridge Medical Center- Rental	08-135	4,000,000		1,300,000		2,115,729	
Bergen Regional Medical Center - Loan Repayment	08-135	8,000,000		13,000,000	*	14,500,000	
Intoxicated Driver Program Fees	08-340	375,000		450,000		393,823	
Interlocal - JDC Revenue Passaic & Union County	08-340	525,000		400,000		549,764	
Interlocal - BCC College Shuttle - Community Transportation	08-292	135,000		135,000		135,000	
Sale of County Assets	08-310	3,000,000		1,800,000		1,800,000	
Interlocal - Security Services at Bergen Technical High School		436,939					
Interlocal - Board of Social Services Payroll & Purchasing		33,000					
<b>Total Section E: Special Items of General Revenue Anticipated With</b>							
<b>Prior Written Consent of Director of Local Government services - Other Special Items</b>	08-003	39,504,309		39,844,115		45,286,315	

\*Bergen Regional Loan Repayment increased by \$7,000,000 Chapter 159 11/08/2017

**CURRENT FUND- ANTICIPATED REVENUES-(continued)**

GENERAL REVENUES	FCOA	Anticipated		Realized in Cash	
		2018	2017	in 2017	
<b>Summary of Revenues</b>					
<b>1. Surplus Anticipated (Sheet 4, #1)</b>	08-401	20,500,000	19,350,000	19,350,000	
<b>2. Surplus Anticipated with Prior Written Consent of Director of Local Government Services(Sheet 4, #2)</b>	08-402	-	-	-	
<b>3. Miscellaneous Revenues</b>	xxxxxxx	xxxxxxxxxxxxxxxxxxxxxxx	xxxxxxxxxxxxxxxxxxxxxxx	xxxxxxxxxxxxxxxxxxxxxxx	xx
Total Section A: Local Revenues	08-001	42,512,824	39,878,849	42,829,857	
Total Section B: State Aid	09-001	2,756,075	2,471,930	2,507,315	
Total Section C: State Assumption of Costs of County Social & Welfare Services & Psychiatric Facilities	09-199	1,313,565	1,425,157	1,550,084	
Total Section D: Special Items of General Revenue Anticipated with Prior Written Consent of Director of Local Government Services: Public & Private Revenues Offset with Appropriations	11-001	10,088,503	27,648,912	27,648,912	
Total Section E: Special Items of General Revenue Anticipated with Prior Written Consent of Director of Local Government Services: Other Special Items	08-003	39,504,309	39,844,115	45,286,315	
<b>Total Miscellaneous Revenue</b>	13-099	96,175,276	111,268,963	119,822,483	
<b>4. Receipts from Delinquent Taxes</b>					
<b>5. Subtotal General Revenues (Items 1,2,3 and 4)</b>	13-199	116,675,276	130,618,963	139,172,483	
<b>6. Amount to be Raised by Taxation - County Purpose Tax</b>	07-199	411,488,557	411,689,646	411,689,646	
<b>7. Total General Revenue</b>	13-299	528,163,833	542,308,609	550,862,129	

8. GENERAL APPROPRIATIONS  (A) Operations	FCOA	Appropriated				Expended 2017	
		for 2018	for 2017	for 2017 By Emergency Appropriation	Total for 2017 As Modified By All Transfers	Paid or Charged	Reserved
LEGISLATIVE BRANCH							
Board of Chosen Freeholders:							
Salaries and Wages	20-110-100-1	199,184	199,184		199,184	199,183	1
Clerk to the Board:							
Salaries and Wages	20-110-105-1	829,607	795,046		795,046	706,984	88,062
Other Expenses	20-110-105-2	389,900	379,000		379,000	344,250	34,750
TOTAL LEGISLATIVE BRANCH	21-499	1,418,691	1,373,230		1,373,230	1,250,418	122,812
EXECUTIVE BRANCH							
County Executive:							
Salaries and Wages	20-100-100-1	1,075,246	1,075,804		1,075,804	969,904	105,900
Other Expenses	20-100-100-2	41,000	40,000		40,000	36,559	3,441
Department of Administration and Finance:							
Division of Treasury:							
Salaries and Wages	20-130-100-1	1,421,938	1,316,492		1,316,492	1,279,334	37,158
Other Expenses	20-130-100-2	39,249	39,749		39,749	36,273	3,476

**CURRENT FUND - APPROPRIATIONS**

8. GENERAL APPROPRIATIONS  (A) Operations	FCOA	Appropriated				Expended 2017	
		for 2018	for 2017	for 2017 By Emergency Appropriation	Total for 2017 As Modified By All Transfers	Paid or Charged	Reserved
EXECUTIVE BRANCH (continued)							
Dept. of Administration and Finance (continued):							
Fiscal Operations Budget & Capital Planning:							
Salaries and Wages	20-130-105-1	564,193	294,650		294,650	294,560	90
Other Expenses	20-130-105-2	1,646,414	2,615,600		2,765,600	2,607,028	158,572
Division of Personnel:							
Salaries and Wages	20-130-110-1	705,314	697,385		602,385	580,531	21,854
Other Expenses	20-130-110-2	23,390	24,650		24,650	13,517	11,133
Division of Purchasing:							
Salaries and Wages	20-130-115-1	674,425	622,125		622,125	611,851	10,274
Other Expenses	20-130-115-2	65,257	18,747		18,747	18,205	542
Division of Information Technology:							
Salaries and Wages	20-130-120-1	1,305,501	1,338,703		1,258,703	1,252,051	6,652
Other Expenses	20-130-120-2	857,478	699,192		699,192	511,061	188,131
Division of Public Information:							
Salaries and Wages	20-130-130-1	275,108	244,047		246,047	245,505	542
Other Expenses	20-130-130-2	15,000	15,000		15,000	4,255	10,745
Division of Risk Management:							
Salaries and Wages	23-215-100-1	78,000	65,545		68,545	68,035	510

**CURRENT FUND - APPROPRIATIONS**

8. GENERAL APPROPRIATIONS  (A) Operations	FCOA	Appropriated				Expended 2017	
		for 2018	for 2017	for 2017 By Emergency Appropriation	Total for 2017 As Modified By All Transfers	Paid or Charged	Reserved
EXECUTIVE BRANCH (continued)							
Department of Administration and Finance (continued):							
All Insurances							
Division of Risk Management:							
Other Expenses	23-210-100-2	5,253,664	3,511,387		3,761,387	3,753,621	7,766
Health Benefits, Prescription and Dental Benefits	23-220-100-2	76,300,000	76,125,000		76,200,000	75,191,826	1,008,174
Workmen's Compensation	23-215-100-2	4,010,722	3,537,722		4,487,722	4,468,890	18,832
Economic Development:							
Salaries and Wages	20-130-140-1	306,152	299,325		301,325	299,148	2,177
Other Expenses	20-130-140-2	63,422	47,500		47,500	31,731	15,769
Central Municipal Court:							
Salaries and Wages	20-130-125-1	932,637	918,198		923,198	908,068	15,130
Other Expenses	20-130-125-2	27,000	31,973		31,973	22,211	9,762
Salary Adjustment:							
Salaries and Wages	20-132-140-1	700,000	700,000		700,000	117,100	582,900
Terminal Pay:							
Salaries and Wages	20-131-140-1	250,000	1,000,000		1,000,000	772,056	227,944
Matching Funds for Grants:							
Other Expenses	20-133-140-2	115,000	115,000		115,000	-	*
B.C.I.A. Expenses	20-135-140-2	800,000	11,000,000 *		11,000,000 *	11,000,000	-
Hospital Authority	20-136-140-2	500,000					

\* Bergen Regional Loan Repayment Increased by \$7,000,000 Chapter 159 11/08/2017



**CURRENT FUND - APPROPRIATIONS**

8. GENERAL APPROPRIATIONS  (A) Operations	FCOA	Appropriated				Expended 2017	
		for 2018	for 2017	for 2017 By Emergency Appropriation	Total for 2017 As Modified By All Transfers	Paid or Charged	Reserved
EXECUTIVE BRANCH (continued)							
Reimburse Out of County 2 Year Colleges: NJS18A: 64A-23 (C: 179 PL 1968)							
Other Expenses	20-134-140-2	110,000	110,000		110,000	63,004	46,996
Department Total	20-199-399	97,039,864	105,387,990		106,649,990	104,149,862	2,385,128
Department of Health:							
Division of Public Health:							
Salaries and Wages	27-330-100-1	748,438	1,269,346		984,346	764,194	220,152
Other Expenses	27-330-100-2	475,030	538,030		538,030	442,939	95,091
Bergen County Health Care Center:							
Salaries and Wages	27-330-105-1	6,413,067	6,341,410		6,211,410	5,907,043	304,367
Other Expenses	27-330-105-2	3,480,346	3,154,850		3,154,850	3,102,890	51,960
Intoxicated Driver Resource Center:							
Salaries and Wages	27-330-107-1	270,267	274,707		274,707	73,852	200,855
Other Expenses	27-330-107-2	18,800	19,000		19,000	19,000	-
Division of Mental Health:							
Salaries and Wages	27-330-110-1	252,378	239,543		251,543	232,134	19,409
Other Expenses	27-330-110-2	4,540	4,540		4,540	3,362	1,178
Aid to Mental Health:							
Other Expenses	27-330-115-2	1,600,200	1,524,000		1,524,000	1,515,857	8,143

**CURRENT FUND - APPROPRIATIONS**

8. GENERAL APPROPRIATIONS  (A) Operations	FCOA	Appropriated				Expended 2017	
		for 2018	for 2017	for 2017 By Emergency Appropriation	Total for 2017 As Modified By All Transfers	Paid or Charged	Reserved
EXECUTIVE BRANCH (continued)							
Department of Health (continued):							
Office of Planning & Development:							
Salaries and Wages	27-330-117-1	306,829					
Other Expenses	27-330-117-2	24,550					
Public Health Priority Fund:							
Salaries and Wages	27-330-120-1	850,000	785,000		785,000	785,000	0
Other Expenses	27-330-120-2	45,000	52,000		52,000	41,100	10,900
Interlocal Health Agreements:							
Salaries and Wages	27-330-135-1	1,665,000	1,622,756		1,622,756	1,622,756	0
Other Expenses	27-330-135-2	9,500	10,000		10,000	9,121	879
Division of Animal Center:							
Salaries and Wages	27-330-140-1	1,929,904	1,495,000		1,441,000	1,440,938	62
Other Expenses	27-330-140-2	667,015	622,715		712,515	632,691	79,824
Department Total	27-330-399	18,760,864	17,952,897		17,585,697	16,592,878	992,819
Department of Human Services:							
Division of Family Guidance:							
Salaries and Wages	27-340-105-1	4,318,614	4,197,466		4,097,466	3,841,190	256,276
Other Expenses	27-340-105-2	323,270	309,653		337,653	298,090	39,563

**CURRENT FUND - APPROPRIATIONS**

8. GENERAL APPROPRIATIONS  (A) Operations	FCOA	Appropriated				Expended 2017	
		for 2018	for 2017	for 2017 By Emergency Appropriation	Total for 2017 As Modified By All Transfers	Paid or Charged	Reserved
EXECUTIVE BRANCH (continued)							
Department of Human Services (continued):							
Division of Community Services:							
Salaries and Wages	27-340-110-1	2,098,893	1,975,318		2,056,318	1,985,008	71,310
Other Expenses	27-340-110-2	3,198,815	3,283,488		3,283,488	3,243,461	40,027
Division of Senior Services							
Salaries of Wages	27-340-150-1	960,174	876,474		876,474	788,689	87,785
Other Expenses	27-340-150-2	1,454,524	1,209,162		1,209,162	1,079,359	129,803
Juvenile Detention Center:							
Salaries and Wages	27-340-106-1	1,708,081	1,677,517		1,677,517	1,575,872	101,645
Other Expenses	27-340-106-2	267,727	322,672		294,672	132,660	162,012
Department Total	27-340-399	14,330,098	13,851,750		13,832,750	12,944,330	888,420

**CURRENT FUND - APPROPRIATIONS**

8. GENERAL APPROPRIATIONS  (A) Operations	FCOA	Appropriated				Expended 2017	
		for 2018	for 2017	for 2017 By Emergency Appropriation	Total for 2017 As Modified By All Transfers	Paid or Charged	Reserved
EXECUTIVE BRANCH (continued)							
Department of Law:							
Salaries and Wages	20-155-100-1	2,074,571	2,064,700		2,093,700	2,035,098	58,602
Other Expenses	20-155-100-2	66,900	73,300		77,300	69,713	7,587
Office of Inspector General:							
Salaries and Wages	20-155-120-1	345,105					-
Other Expenses	20-155-120-2	3,000					-
Mental Patients in State Institutes:							
Other Expenses - County Share	20-155-110-2	375,000	315,000		315,000	312,143	2,857
DMHAS Greystone Hospital County Residents - County Share	20-155-110-2	261,083	588,468		588,468	204,290	384,178
NJ Division of Mental Health - DMAS Costs - County Share	20-155-110-2	2,213,513	2,599,679		2,640,708	2,640,708	-
Department Total	20-155-399	5,339,172	5,641,147		5,715,176	5,261,952	453,224

**CURRENT FUND - APPROPRIATIONS**

8. GENERAL APPROPRIATIONS  (A) Operations	FCOA	Appropriated				Expended 2017	
		for 2018	for 2017	for 2017 By Emergency Appropriation	Total for 2017 As Modified By All Transfers	Paid or Charged	Reserved
EXECUTIVE BRANCH (continued)							
Department of Public Safety:							
Division of Safety and Security							
Salaries and Wages	25-240-101-1	2,278,494	1,918,558		1,828,558	1,828,485	73
Other Expenses	25-240-101-2	158,552	138,200		98,200	49,303	48,897
Division of Weights and Measures & Consumer Affairs:							
Salaries and Wages	25-240-105-1	896,410	849,165		894,165	809,568	84,597
Other Expenses	25-240-105-2	144,480	145,767		145,767	65,818	79,949
Division of the Medical Examiner:							
Salaries and Wages	25-240-110-1	772,100	697,602		697,602	692,243	5,359
Other Expenses	25-240-110-2	391,255	381,085		381,085	333,148	47,937
Division of Emergency Management:							
Salaries and Wages	25-252-100-1	605,406	550,718		581,718	542,937	38,781
Other Expenses	25-252-100-2	136,300	145,800		145,800	130,996	14,804
Division of Public Safety Oper 911-Dispatch							
Salaries and Wages	25-252-105-1	2,992,869	2,896,484		3,054,484	3,040,093	14,391
Other Expenses	25-252-105-2	1,570,800	1,607,800		1,607,800	1,585,903	21,897
Division of Law and Public Safety:							
Salaries and Wages	25-240-120-1	1,685,089	1,731,138		1,646,138	1,452,153	193,985
Other Expenses	25-240-120-2	500,179	506,310		506,310	416,400	89,910
Department Total	25-240-399	12,131,934.00	11,568,627		11,587,627	10,947,047	640,580

**CURRENT FUND - APPROPRIATIONS**

8. GENERAL APPROPRIATIONS  (A) Operations	FCOA	Appropriated				Expended 2017	
		for 2018	for 2017	for 2017 By Emergency Appropriation	Total for 2017 As Modified By All Transfers	Paid or Charged	Reserved
EXECUTIVE BRANCH (continued)							
Department of Public Works:							
Division of General Services:							
Salaries and Wages	26-310-100-1	4,217,184	3,872,430		4,036,430	4,008,410	28,020
Other Expenses	26-310-100-2	9,166,000	7,991,000		7,991,000	7,920,344	70,656
Division of Mechanical Services							
Salaries and Wages	26-310-120-1	1,072,773	1,158,373		968,373	922,950	45,423
Other Expenses	26-310-120-2	2,200,950	2,204,250		2,204,250	1,626,342	577,908
Division of Administration:							
Salaries and Wages	26-290-100-1	384,736	457,051		517,051	432,714	84,337
Other Expenses	26-290-100-2	3,575	2,600		3,100	3,047	53
Division of Shared Services:							
Salaries and Wages	26-291-100-1	67,000	67,295		67,295	58,353	8,942
Other Expenses	26-291-100-2	750					
Division of Operations:							
Salaries and Wages	26-292-100-1	1,016,028	941,918		941,918	926,784	15,134
Other Expenses	26-292-100-2	2,861,141	2,595,650		2,595,650	1,850,890	744,760
Division of Community Transportation							
Salaries and Wages	26-315-100-1	1,111,142	1,154,909		1,154,909	1,154,835	74
Other Expenses	26-315-100-2	79,700	60,000		60,000	40,680	19,320

**CURRENT FUND - APPROPRIATIONS**

8. GENERAL APPROPRIATIONS  (A) Operations	FCOA	Appropriated				Expended 2017	
		for 2018	for 2017	for 2017 By Emergency Appropriation	Total for 2017 As Modified By All Transfers	Paid or Charged	Reserved
EXECUTIVE BRANCH (continued)							
Department of Public Works (continued):							
Division of Mosquito Control:							
Salaries and Wages	26-320-105-1	655,605.00	\$ 777,349		\$ 677,349	\$ 614,710	\$ 62,639
Other Expenses	26-320-105-2	216,050.00	\$ 204,640		\$ 204,640	\$ 115,033	\$ 89,607
Department Total	26-400-399	23,052,634.00	\$ 21,487,465		\$ 21,421,965	\$ 19,675,093	\$ 1,746,872
Department of Parks:							
Division of Cultural and Historic Affairs:							
Salaries and Wages	28-370-100-1	218,068.00	\$ 208,617		\$ 241,117	\$ 240,903	\$ 214
Other Expenses	28-370-100-2	32,803.00	\$ 35,675		\$ 35,675	\$ 30,046	\$ 5,629
Division of Parks and Recreation:							
Salaries and Wages	28-375-100-1	4,801,839.00	\$ 4,730,900		\$ 4,488,400	\$ 4,459,947	\$ 28,453
Other Expenses	28-375-100-2	3,488,431.00	\$ 3,477,231		\$ 3,972,231	\$ 3,836,431	\$ 135,800
Division of Golf Courses							
Salaries and Wages	28-377-100-1	3,870,268.00	\$ 3,131,397		\$ 3,152,397	\$ 2,992,044	\$ 160,353
Other Expenses	28-377-100-2	1,368,280.00	\$ 1,144,600		\$ 1,203,100	\$ 993,834	\$ 209,266
Department Total	28-400-399	13,779,689.00	\$ 12,728,420		\$ 13,092,920	\$ 12,553,205	\$ 539,715



**CURRENT FUND - APPROPRIATIONS**

8. GENERAL APPROPRIATIONS  (A) Operations	FCOA	Appropriated				Expended 2017	
		for 2018	for 2017	for 2017 By Emergency Appropriation	Total for 2017 As Modified By All Transfers	Paid or Charged	Reserved
EXECUTIVE BRANCH (continued)							
Department of Planning and Engineering							
Division of Construction Board of Appeals:							
Other Expenses	20-180-105-2	375	375		375	150	226
Division of Planning							
Salaries and Wages	20-180-110-1	1,125,863	1,372,645		1,342,645	1,248,060	94,585
Other Expenses	20-180-110-2	36,396	38,421		38,421	38,282	139
Division of Engineering							
Salaries and Wages	20-180-120-1	1,509,525	1,243,525		1,278,525	1,265,460	13,065
Other Expenses	20-180-120-2	93,995	68,410		68,410	50,386	18,024
Division of Transportation Planning:							
Other Expenses	20-180-115-2	25,000	29,000		9,000	-	9,000
Department Total	26-180-399	2,791,154	2,752,376		2,737,376	2,602,339	135,037
<b>TOTAL EXECUTIVE BRANCH</b>	<b>28-499</b>	<b>188,341,655</b>	<b>192,486,476</b>		<b>193,739,305</b>	<b>185,733,170</b>	<b>7,891,135</b>

**CURRENT FUND - APPROPRIATIONS**

8. GENERAL APPROPRIATIONS  (A) Operations	FCOA	Appropriated				Expended 2017	
		for 2018	for 2017	for 2017 By Emergency Appropriation	Total for 2017 As Modified By All Transfers	Paid or Charged	Reserved
<b>EDUCATIONAL AGENCIES</b>							
Superintendent of Schools:							
Salaries and Wages	29-392-100-1	396,119	389,123		405,123	401,838	3,285
Other Expenses	29-392-100-2	31,525	32,255		32,255	23,737	8,518
Vocational Schools:							
Other Expenses	29-393-100-2	31,364,829	30,460,565		30,460,565	30,460,565	-
Bergen County Community College							
Other Expenses	29-395-100-2	20,817,199	20,310,979		20,310,979	20,310,979	-
Special Services School:							
Other Expenses	29-394-100-2	10,062,955	9,720,658		9,720,658	9,720,658	1
<b>TOTAL EDUCATIONAL AGENCIES</b>	<b>29-499</b>	<b>62,672,627</b>	<b>60,913,580</b>		<b>60,929,580</b>	<b>60,917,776</b>	<b>11,804</b>
<b>CONSTITUTIONAL OFFICERS</b>							
County Surrogate:							
Salaries and Wages	20-160-100-1	1,748,574	1,714,651		1,714,651	1,593,412	121,239
Other Expenses	20-160-100-2	71,285	71,285		71,285	62,235	9,050

**CURRENT FUND - APPROPRIATIONS**

8. GENERAL APPROPRIATIONS  (A) Operations	FCOA	Appropriated				Expended 2017	
		for 2018	for 2017	for 2017 By Emergency Appropriation	Total for 2017 As Modified By All Transfers	Paid or Charged	Reserved
CONSTITUTIONAL OFFICERS (continued)							
County Clerk:							
Salaries and Wages	20-120-100-1	2,595,611	2,648,398		2,724,398	2,723,684	714
Other Expenses	20-120-100-2	351,950	195,500		195,500	194,242	1,258
Election Expenses - Other Expense		1,975,900	1,983,400		1,907,400	1,788,421	118,979
County Prosecutor:							
Salaries and Wages	25-275-100-1	29,728,082	29,198,041		28,798,041	27,621,391	1,176,650
Other Expenses	25-275-100-2	1,474,875	1,446,000		1,446,000	1,441,055	4,945
Sheriff:							
Salaries and Wages	25-270-100-1	18,934,713	17,448,718		16,848,718	15,883,268	965,450
Other Expenses	25-270-100-2	1,033,723	727,779		727,779	618,955	108,824
Bureau of Identification (Sheriff):							
Salaries and Wages	25-270-105-1	4,888,461	4,812,619		4,812,619	4,808,947	3,672
Other Expenses	25-270-105-2	171,404	156,576		156,576	134,316	22,260
County Jail (Sheriff):							
Salaries and Wages	25-270-280-1	39,908,218	37,740,554		37,581,754	37,045,911	535,843
Other Expenses	25-270-280-2	7,519,968	6,548,954		6,548,954	6,300,883	248,071

**CURRENT FUND - APPROPRIATIONS**

8. GENERAL APPROPRIATIONS  (A) Operations	FCOA	Appropriated				Expended 2017	
		for 2018	for 2017	for 2017 By Emergency Appropriation	Total for 2017 As Modified By All Transfers	Paid or Charged	Reserved
CONSTITUTIONAL OFFICERS (continued)							
Bureau of Police Services							
Salaries and Wages	25-270-300-1	7,234,580	10,957,408		10,957,408	10,351,744	605,664
Other Expenses	25-270-300-2	107,981	139,561		139,561	85,564	53,997
<b>TOTAL CONSTITUTIONAL OFFICERS</b>	<b>30-499</b>	<b>117,745,325</b>	<b>115,789,444</b>		<b>114,630,644</b>	<b>110,654,028</b>	<b>3,976,616</b>
OTHER BOARDS AND AGENCIES							
Board of Social Services (Welfare):							
Administration - County Share	27-345-100-172	8,222,746	7,144,109		7,144,109	7,144,109	-
Temporary Assistance to Needy Families - County Share	27-345-100-173	81,607	132,185		132,185	95,000	37,185
Supplemental Security Income - State Share	27-345-100-174	1,019,565	1,075,158		1,075,158	940,000	135,158
Board of Taxation:							
Salaries and Wages	20-150-100-1	571,442	560,242		560,242	560,195	47
Other Expenses	20-150-100-2	-	-		-	-	-
Board of Elections:							
Salaries and Wages	20-121-100-1	1,084,492	1,075,625		1,075,625	947,300	128,325
Election Expenses	20-121-100-2	272,500	358,000		358,000	188,101	169,899

**CURRENT FUND - APPROPRIATIONS**

8. GENERAL APPROPRIATIONS  (A) Operations	FCOA	Appropriated				Expended 2017	
		for 2018	for 2017	for 2017 By Emergency Appropriation	Total for 2017 As Modified By All Transfers	Paid or Charged	Reserved
OTHER BOARD AND AGENCIES (continued)							
Superintendent of Elections:							
Salaries and Wages	20-121-105-1	597,247	643,174		643,174	601,261	41,913
Election Expenses	20-121-105-2	461,910	404,935		412,935	405,001	7,934
Commissioner of Registration:							
Salaries and Wages	20-121-110-1	1,256,068	1,214,541		1,214,541	1,109,394	105,147
Election Expenses	20-121-110-2	184,400	180,000		172,000	125,490	46,510
<b>TOTAL OTHER BOARD AND AGENCIES</b>	<b>31-499</b>	<b>13,751,977</b>	<b>12,787,969</b>		<b>12,787,969</b>	<b>12,115,852</b>	<b>672,117</b>

**CURRENT FUND - APPROPRIATIONS**

8. GENERAL APPROPRIATIONS  (A) Operations	FCOA	Appropriated				Expended 2017	
		for 2018	for 2017	for 2017 By Emergency Appropriation	Total for 2017 As Modified By All Transfers	Paid or Charged	Reserved
Public and Private Programs Offset by Revenues	XXXXXXXXXXXXXXXXXX	XXXXXXXXXXXXXXXXXX	XXXXXXXXXXXXXXXXXX	XXXXXXXXXXXXXXXXXX	XXXXXXXXXXXXXXXXXX	XXXXXXXXXXXXXXXXXX	XXXXXXXXXXXXXXXXXX
Area Plan Grant	41-701	4,237,474	6,464,586		6,464,586	6,464,586	
Area Plan Grant (Omitted 2017 Area Plan Grant)	41-701	2,113					
Vision /Detention Alternatives	41-702	101,001	101,001		101,001	101,001	
IOLTA Fund Grant	41-703	15,000	15,000		15,000	15,000	
Homeless Program	41-704	1,273,596	1,430,467		1,430,467	1,430,467	
Medicare Improvement for Patients & Providers Act (MIPPA)	41-705		40,000		40,000	40,000	
Victims of Crime Act Program Grant (VOCA)-Supplemental	41-706		97,284		97,284	97,284	
Victims of Crime Act Program Grant (VOCA)	41-707		291,054		291,054	291,054	
Human Services Advisory Council (HSAC)	41-708	66,073	66,073		66,073	66,073	
County Comprehensive Alcohol Program	41-709		1,043,952		1,043,952	1,043,952	
Drunk Driving Enforcement Fund	41-710		5,719		5,719	5,719	
Comprehensive Community Project	41-711		75,000		75,000	75,000	
Subregional Transportation Planning Grant	41-713		198,164		198,164	198,164	
Municipal Alliance Program	41-715		757,888		757,888	757,888	
Senior Citizen & Disabled Transportation Program	41-717		1,307,858		1,307,858	1,307,858	
State Health Insurance Program (SHIP)	41-719		36,000		36,000	36,000	

**CURRENT FUND - APPROPRIATIONS**

8. GENERAL APPROPRIATIONS  (A) Operations	FCOA	Appropriated				Expended 2017	
		for 2018	for 2017	for 2017 By Emergency Appropriation	Total for 2017 As Modified By All Transfers	Paid or Charged	Reserved
<b>Public and Private Programs Offset by Revenues</b>	XXXXXXXXXXXXXXXX	X X X X X X X X X	XXXXXXXXXXXXXXXX	XXXXXXXXXXXXXXXX	XXXXXXXXXXXXXXXX	XXXXXXXXXXXXXXXX	XXXXXXXXXXXXXXXX
Bergen County HIV/CTS Program	41-720		107,000		107,000	107,000	
Clean Communities Program	41-721		147,998		147,998	147,998	
Spring House for Women	41-723		93,624		93,624	93,624	
Mental Health Board Administrator (7/1/17-6/30/18)	41-724		12,000		12,000	12,000	
Veterans Transportation	41-725		26,000		26,000	26,000	
Sexual Assault Nurse Examiner(SART/SANE)	41-726	140,557	86,149		86,149	86,149	
Respite Care Program	41-727	565,480	565,480		565,480	565,480	
Personal Assistance Service Program (PASP)	41-728	93,054	93,054		93,054	93,054	
Medicaid Peer Grouping	41-729	1,900,034	1,900,000		1,900,000	1,900,000	
Work First NJ Administration	41-730	114,461	57,231		57,231	57,231	
New Freedom Operating Program Grant	41-732		200,000		200,000	200,000	
Mental Health Board Administration (7/1/16-6/30/18)	41-734		12,000		12,000	12,000	
Cancer Education & Early Detection Program (CEED)	41-735		754,520		754,520	754,520	
Hazard Mitigation Grant Program	41-736		250,000		250,000	250,000	
Early Intervention Program	41-739		1,589,300		1,589,300	1,589,300	
Unified Child Care	41-742		1,649,898		1,649,898	1,649,898	
Emergency Management Agency Assistant (EMAA) (7/1/17-6/30/18)	41-744		55,000		55,000	55,000	
Special Child Health Case Management	41-746		141,419		141,419	141,419	
Personal Assistance Services Program (PASP) Hudson County	41-747	14,963	24,163		24,163	24,163	

**CURRENT FUND - APPROPRIATIONS**

8. GENERAL APPROPRIATIONS  (A) Operations	FCOA	Appropriated				Expended 2017	
		for 2018	for 2017	for 2017 By Emergency Appropriation	Total for 2017 As Modified By All Transfers	Paid or Charged	Reserved
<b>Public and Private Programs Offset by Revenues</b>	XXXXXXXXXXXXXXXXXX	XXXXXXXXXXXXXXXXXX	XXXXXXXXXXXXXXXXXX	XXXXXXXXXXXXXXXXXX	XXXXXXXXXXXXXXXXXX	XXXXXXXXXXXXXXXXXX	XXXXXXXXXXXXXXXXXX
Victims Assistance Grant (VAG)	41-748		90,177		90,177	90,177	
Aggressive Driving Program (10/1/16 - 09/30/17)	41-749		25,000		25,000	25,000	
NJ's Comprehensive Cancer Control Plan	41-750	29,950	89,450		89,450	89,450	
Juvenile Detention Alternatives Initiative Innovation Program	41-752		79,720		79,720	79,720	
Sheriff IV D Reimbursement Grant	41-753		594,154		594,154	594,154	
Bergen County Right to Know Program	41-755		21,869		21,869	21,869	
NJ Homeless Veterans Grant Program	41-758		2,000		2,000	2,000	
Senior Farmers Market Grant	41-759		3,500		3,500	3,500	
State Criminal Alien Assistance Grant	41-760		535,827		535,827	535,827	
HUD-Veteran's Supportive Housing	41-762		88,415		88,415	88,415	
Work First New Jersey Administration DOL	41-763		40,000		40,000	40,000	
Venture Program	41-764		649,080		649,080	649,080	



**CURRENT FUND - APPROPRIATIONS**

8. GENERAL APPROPRIATIONS  (A) Operations	FCOA	Appropriated				Expended 2017	
		for 2018	for 2017	for 2017 By Emergency Appropriation	Total for 2017 As Modified By All Transfers	Paid or Charged	Reserved
Public and Private Programs Offset by Revenues	XXXXXXXXXXXXXXXX	XXXXXXXXXXXXXXXXX	XXXXXXXXXXXXXXXXX	XXXXXXXXXXXXXXXXX	XXXXXXXXXXXXXXXXX	XXXXXXXXXXXXXXXXX	XXXXXXXXXXXXXXXXX
Job Access & Reverse Commute (JARC) (7/1/16-6/30/17)	41-765		140,000		140,000	140,000	
Emergency Management Agency Assistance (EMAA)	41-766	55,000	55,000		55,000	55,000	
Job Access & Reverse Commute (JARC) (7/1/17-6/30/18)	41-767		200,000		200,000	200,000	
County History Partnership Program	41-768		60,000		60,000	60,000	
Kessler Foundation	41-769		10,000		10,000	10,000	
Mental Health Law Project	41-770		246,898		246,898	246,898	
Gang, Gun & Narcotics Task Force	41-771		70,860		70,860	70,860	
Bioterrorism Preparedness Program - LINCIS Agencies Grant	41-773		323,720		323,720	323,720	
Financial Literacy Education Program	41-774		5,000		5,000	5,000	
Stop Violence Against Women Grant (VAWA)	41-775		69,319		69,319	69,319	
State/Community Partnership Program	41-777	830,965	830,965		830,965	830,965	
Children's Interagency Coordination Council	41-778		36,874		36,874	36,874	
HUD - Homeless Management Information System (1/1/17-12/31/17)	41-779		82,893		82,893	82,893	
Domestic Violence Intervention Services	41-780		507,161		507,161	507,161	
Local Arts Program	41-783	96,777	96,777		96,777	96,777	
County Environmental Health Act (CEHA)	41-785		213,370		213,370	213,370	
Prosecutor Body Armor Replacement	41-786		8,695		8,695	8,695	

**CURRENT FUND - APPROPRIATIONS**

8. GENERAL APPROPRIATIONS  (A) Operations	FCOA	Appropriated				Expended 2017	
		for 2018	for 2017	for 2017 By Emergency Appropriation	Total for 2017 As Modified By All Transfers	Paid or Charged	Reserved
<b>Public and Private Programs Offset by Revenues</b>	XXXXXXXXXXXXX	XXXXXXXXXXXXX X	XXXXXXXXXXXXX X	XXXXXXXXXXXXX X	XXXXXXXXXXXXX X	XXXXXXXXXXXXX X	XXXXXXXXXXXXX X
Subregional Support & Intern Grant	41-789		15,000		15,000	15,000	
Basic Center Progam Grant	41-790		150,886		150,886	150,886	
CD-Homeless Management Information System	41-792	20,000	20,000		20,000	20,000	
HUD-Homeless Management Information System	41-794		82,893		82,893	82,893	
Youth Complex Education Program	41-796	158,000			-	-	
TB Control in Bergen County (7/1/17-6/30/18)	41-797		272,472		272,472	272,472	
TB Control in Bergen County (7/1/16 - 6/30/17)	41-798		25,000		25,000	25,000	
HUD-Housing Counselling Program	41-799		18,556		18,556	18,556	
Childhood Lead Exposure Prevention (CLEP)	41-800	374,006					
Urban Areas Security Initiative (UASI)	41-801		765,000		765,000	765,000	
State Homeland Security Program (SHSP) (9/1/17-8/31/20)	41-802		442,284		442,284	442,284	
Sheriff Body Armor Replacement	41-803		39,548		39,548	39,548	
Child Advocacy Development Grant	41-804		90,888		90,888	90,888	
Distracted Driving Campaign Grant	41-805		40,000		40,000	40,000	
Driving Simulator Upgrade Grant	41-806		60,000		60,000	60,000	
Drug Recognition Expert Grant	41-807		25,000		25,000	25,000	
					-	-	

**CURRENT FUND - APPROPRIATIONS**

8. GENERAL APPROPRIATIONS  (A) Operations	FCOA	Appropriated				Expended 2017	
		for 2018	for 2017	for 2017 By Emergency Appropriation	Total for 2017 As Modified By All Transfers	Paid or Charged	Reserved
<b>Public and Private Programs Offset by Revenues</b>	XXXXXXXXXXXXXXXX	XXXXXXXXXXXXXXXX	XXXXXXXXXXXXXXXX	XXXXXXXXXXXXXXXX	XXXXXXXXXXXXXXXX	XXXXXXXXXXXXXXXX	XXXXXXXXXXXXXXXX
					-	-	
Justice Center Project Renovations Grant	41-808		100,000		100,000	100,000	
State Homeland Security Program (SHSP) (9/1/15-8/31/18)	41-809		100,000		100,000	100,000	
Rockleigh Intermediate Care Facility Nursing Home	41-810		529,780		529,780	529,780	

**CURRENT FUND - APPROPRIATIONS**

8. GENERAL APPROPRIATIONS  (A) Operations	FCOA	Appropriated				Expended 2017	
		for 2018	for 2017	for 2017 By Emergency Appropriation	Total for 2017 As Modified By All Transfers	Paid or Charged	Reserved
Public and Private Programs Offset by Revenues	XXXXXXXXXXXXXX	XXXXXXXXXXXXXXXXXXXXX	XXXXXXXXXXXXXXXXXXXXX	XXXXXXXXXXXXXXXXXXXXX	XXXXXXXXXXXXXXXXXXXXX	XXXXXXXXXXXXXXXXXXXXX	XXXXXXXXXXXXXXXXXXXXX
<b>Total Public and Private Programs Offset</b>							
<b>by Revenues</b>	41-999	10,088,503	27,648,912		27,648,912	27,648,912	-

**CURRENT FUND - APPROPRIATIONS**

8. GENERAL APPROPRIATIONS  (A) Operations	FCOA	Appropriated				Expended 2017	
		for 2018	for 2017	for 2017 By Emergency Appropriation	Total for 2017 As Modified By All Transfers	Paid or Charged	Reserved
<b>UNCLASSIFIED:</b>	XXXXXXXXXXXXXXXX	XXXXXXXXXXXXXXXXXXXXX	XXXXXXXXXXXXXXXXXXXXX	XXXXXXXXXXXXXXXXXXXXX	XXXXXXXXXXXXXXXXXXXXX	XXXXXXXXXXXXXXXXXXXXX	XXXXXXXXXXXXXXXXXXXXX
<b>Total Operations {item 8(A)}</b>	34-199	394,018,778	410,999,611		411,109,640	398,320,156	12,674,484
<b>B. Contingent</b>	35-470						
<b>Total Operations Including Contingent</b>	34-201	394,018,778	410,999,611		411,109,640	398,320,156	12,674,484
<b>Detail:</b>							
<b>Salaries and Wages</b>	34-201-1	171,482,632	168,548,909		166,681,109	159,695,081	6,986,028
<b>Other Expenses (Including Contingent)</b>	34-201-2	222,536,146	242,450,702		244,428,531	238,625,075	5,688,456

**CURRENT FUND - APPROPRIATIONS**

8. GENERAL APPROPRIATIONS  (C) Capital Improvements	FCOA	Appropriated				Expended 2017	
		for 2018	for 2017	for 2017 By Emergency Appropriation	Total for 2017 As Modified By All Transfers	Paid or Charged	Reserved
Capital Improvement Fund							-
Down Payments on Improvements	44-915-100	2,537,611	3,012,500		3,012,500	3,012,500	-
Acquisition of Office Equipment	44-915-110	100,000	100,000		100,000	27,017	72,983
Acquisition of Vehicles	44-915-110	100,000					-
							-
							-
							-
<b>Total Capital Improvements</b>	44-999	2,737,611	3,112,500		3,112,500	3,039,517	72,983

**CURRENT FUND - APPROPRIATIONS**

8. GENERAL APPROPRIATIONS  (D) County Debt Service	FCOA	Appropriated				Expended 2017	
		for 2018	for 2017	for 2017 By Emergency Appropriation	Total for 2017 As Modified By All Transfers	Paid or Charged	Reserved
Payment of Bond Principal:							XXXXXXXXXXXXXXX XXX
a) Park Bonds							XXXXXXXXXXXXXXX XXX
b) County College Bonds							XXXXXXXXXXXXXXX XXX
c) State Aid - County College Bonds (N.J.S. 18A:64A-22.6)	45-920-110	5,400,000	5,800,000		5,800,000	4,085,000	XXXXXXXXXXXXXXX XXX
d) Vocational School Bond	45-920-105	6,500,000	7,000,000		7,000,000	6,950,000	XXXXXXXXXXXXXXX XXX
e) Other Bonds	45-920-100	49,400,000	43,000,000		43,000,000	42,973,090	XXXXXXXXXXXXXXX XXX
Payment of Bond Anticipation Notes							XXXXXXXXXXXXXXX XXX
Interest on Bonds:							XXXXXXXXXXXXXXX XXX
a) Park Bonds							XXXXXXXXXXXXXXX XXX
b) County College Bonds							XXXXXXXXXXXXXXX XXX
c) State Aid - County College Bonds (N.J.S. 18A:64A-22.6)	45-930-110	900,000	700,000		700,000	385,912	XXXXXXXXXXXXXXX XXX
d) Vocational School Bond	45-930-105	1,400,000	1,800,000		1,800,000	1,797,602	XXXXXXXXXXXXXXX XXX
e) Other Bonds	45-930-100	19,141,226	23,579,349		23,579,349	20,757,079	XXXXXXXXXXXXXXX XXX
Interest on Bond Anticipation Notes	45-930-120	4,700,000	4,100,000		4,100,000	3,720,683	XXXXXXXXXXXXXXX XXX
Green Trust Loan Program:							XXXXXXXXXXXXXXX XXX
Loan Repayments for Principal and Interest	45-940-100	-	10,000		10,000	2,736	
Forward Supply Contracts - Refunding Issue							XXXXXXXXXXXXXXX XXX
<b>Total County Debt Service</b>	45-999	87,441,226	85,989,349		85,989,349	80,672,102	XXXXXXXXXXXXXXX XXX

**CURRENT FUND - APPROPRIATIONS**

8. GENERAL APPROPRIATIONS (E) Deferred Charges and Statutory Expenditures- County	FCOA	Appropriated				Expended 2017				
		for 2018	for 2017	for 2017 By Emergency Appropriation	Total for 2017 As Modified By All Transfers	Paid or Charged	Reserved			
	XXXXXXXXXXXXXXXX	XXXXXXXXXXXXXXXX	XXXXXXXXXXXXXXXX	XXXXXXXXXXXXXXXX	XXXXXXXXXXXXXXXX	XXXXXXXXXXXXXXXX	XXXXXXXXXXXXXXXX	XXXXXXXXXXXXXXXX	XXXXXXXXXXXXXXXX	XXXXXXXXXXXXXXXX
<b>(1) DEFERRED CHARGES</b>	XXXXXXXXXXXXXXXX	XXXXXXXXXXXXXXXX	XXXXXXXXXXXXXXXX	XXXXXXXXXXXXXXXX	XXXXXXXXXXXXXXXX	XXXXXXXXXXXXXXXX	XXXXXXXXXXXXXXXX	XXXXXXXXXXXXXXXX	XXXXXXXXXXXXXXXX	XXXXXXXXXXXXXXXX
Emergency Authorizations	46-870			XXXXXXXXXXXXXXXX	XXXXXXXXXXXXXXXX				XXXXXXXXXXXXXXXX	XXXXXXXXXXXXXXXX
Special Emergency Authorizations: 5 Years (40A:4-55) (40A:4-55.8)	46-875			XXXXXXXXXXXXXXXX	XXXXXXXXXXXXXXXX				XXXXXXXXXXXXXXXX	XXXXXXXXXXXXXXXX
Special Emergency Authorizations: 3 Years (40A:4-55.1) (40A:4-55.13)	46-871			XXXXXXXXXXXXXXXX	XXXXXXXXXXXXXXXX				XXXXXXXXXXXXXXXX	XXXXXXXXXXXXXXXX
Deferred Charges Unfunded Ord 03-40 5 Years - L.F.B. Approval	46-872			XXXXXXXXXXXXXXXX	XXXXXXXXXXXXXXXX				XXXXXXXXXXXXXXXX	XXXXXXXXXXXXXXXX
Deferred Charges - Grant Expenditure	46-873	0	276,339	XXXXXXXXXXXXXXXX	276,339		276,339		XXXXXXXXXXXXXXXX	XXXXXXXXXXXXXXXX
				XXXXXXXXXXXXXXXX	XXXXXXXXXXXXXXXX				XXXXXXXXXXXXXXXX	XXXXXXXXXXXXXXXX
				XXXXXXXXXXXXXXXX	XXXXXXXXXXXXXXXX				XXXXXXXXXXXXXXXX	XXXXXXXXXXXXXXXX
				XXXXXXXXXXXXXXXX	XXXXXXXXXXXXXXXX				XXXXXXXXXXXXXXXX	XXXXXXXXXXXXXXXX
				XXXXXXXXXXXXXXXX	XXXXXXXXXXXXXXXX				XXXXXXXXXXXXXXXX	XXXXXXXXXXXXXXXX
				XXXXXXXXXXXXXXXX	XXXXXXXXXXXXXXXX				XXXXXXXXXXXXXXXX	XXXXXXXXXXXXXXXX
				XXXXXXXXXXXXXXXX	XXXXXXXXXXXXXXXX				XXXXXXXXXXXXXXXX	XXXXXXXXXXXXXXXX
				XXXXXXXXXXXXXXXX	XXXXXXXXXXXXXXXX				XXXXXXXXXXXXXXXX	XXXXXXXXXXXXXXXX
				XXXXXXXXXXXXXXXX	XXXXXXXXXXXXXXXX				XXXXXXXXXXXXXXXX	XXXXXXXXXXXXXXXX
				XXXXXXXXXXXXXXXX	XXXXXXXXXXXXXXXX				XXXXXXXXXXXXXXXX	XXXXXXXXXXXXXXXX
				XXXXXXXXXXXXXXXX	XXXXXXXXXXXXXXXX				XXXXXXXXXXXXXXXX	XXXXXXXXXXXXXXXX
				XXXXXXXXXXXXXXXX	XXXXXXXXXXXXXXXX				XXXXXXXXXXXXXXXX	XXXXXXXXXXXXXXXX
				XXXXXXXXXXXXXXXX	XXXXXXXXXXXXXXXX				XXXXXXXXXXXXXXXX	XXXXXXXXXXXXXXXX
				XXXXXXXXXXXXXXXX	XXXXXXXXXXXXXXXX				XXXXXXXXXXXXXXXX	XXXXXXXXXXXXXXXX
				XXXXXXXXXXXXXXXX	XXXXXXXXXXXXXXXX				XXXXXXXXXXXXXXXX	XXXXXXXXXXXXXXXX



**CURRENT FUND - APPROPRIATIONS**

8. GENERAL APPROPRIATIONS (E) Deferred Charges and Statutory Expenditures- County	FCOA	Appropriated				Expended 2017	
		for 2018	for 2017	for 2017 By Emergency Appropriation	Total for 2017 As Modified By All Transfers	Paid or Charged	Reserved
	XXXXXX	XXXXXXXXXXXXXXXXXXXXX	XXXXXXXXXXXXXXXXXXXXX	XXXXXXXXXXXXXXXXXXXXX	XXXXXXXXXXXXXXXXXXXXX	XXXXXXXXXXXXXXXXXXXXX	XXXXXXXXXXXXXXXXXXXXX
<b>(2) STATUTORY EXPENDITURES:</b>	XXXXXX	XXXXXXXXXXXXXXXXXXXXX	XXXXXXXXXXXXXXXXXXXXX	XXXXXXXXXXXXXXXXXXXXX	XXXXXXXXXXXXXXXXXXXXX	XXXXXXXXXXXXXXXXXXXXX	XXXXXXXXXXXXXXXXXXXXX
Contribution to:							
Public Employees' Retirement System	36-471	11,612,499	11,081,606		11,081,606	11,003,018	78,588
Police and Firemen's Retirement System	36-474	18,764,154	17,672,297		17,672,297	17,422,297	250,000
Social Security System (O.A.S.I.)	36-472	13,514,565	13,026,907		12,916,878	11,919,024	997,854
County Pension and Retirement Fund							
Unemployment Compensation Insurance (N.J.S.A. 43:21-3 et seq.)	36-476	50,000	100,000		100,000	100,000	-
Defined Contribution Retirement Program	36-473	25,000	50,000		50,000	-	50,000
<b>Total Deferred Charges and Statutory Expenditures - County</b>	46-999	43,966,218	42,207,149		42,097,120	40,720,677	1,376,443
<b>(F) Judgements</b>	37-480						
<b>(G) Cash Deficit of Preceeding Year</b>	46-855						
<b>9. TOTAL GENERAL APPROPRIATIONS FOR COUNTY</b>	34-499	528,163,833	542,308,609		542,308,609	522,752,452	14,123,910

**CURRENT FUND - APPROPRIATIONS**

8. GENERAL APPROPRIATIONS  Summary of Appropriations	FCOA	Appropriated				Expended 2017	
		for 2018	for 2017	for 2017 By Emergency Appropriation	Total for 2017 As Modified By All Transfers	Paid or Charged	Reserved
	xxxxxxx						
(A) Operations:	xxxxxxx						
Subtotal Operations	34-999	383,930,275	383,350,699		383,460,728	370,671,244	12,674,484
Public & Private Progs Offset by Revenues	41-999	10,088,503	27,648,912		27,648,912	27,648,912	-
(B) Contingent	35-470						
Total Operations Including Contingent	34-201	394,018,778	410,999,611		411,109,640	398,320,156	12,674,484
(C) Capital Improvements	44-999	2,737,611	3,112,500		3,112,500	3,039,517	72,983
(D) Debt Service	45-999	87,441,226	85,989,349		85,989,349	80,672,102	x
(E) Total Deferred Charges & Statutory Expenditures	46-999	43,966,218	42,207,149		42,097,120	40,720,677	1,376,443
(F) Judgements	37-480						
(G) Cash Deficit of Preceeding Year	46-885						
<b>Total General Appropriations</b>	<b>34-499</b>	<b>528,163,833</b>	<b>542,308,609</b>		<b>542,308,609</b>	<b>522,752,452</b>	<b>14,123,910</b>

**Dedication by Rider- (N.J.S. 40a:4-39) " The dedicated revenues anticipated during the year 2018 from Motor Vehicle Fines; Solid Fuel Licenses and Poultry Licenses; Bequest, Escheat; Unemployment Compensation Insurance; Reimbursement for Sale of Gasoline to State Automobiles; Weights & Measures; State Fee Reimbursement; Narcotics Task Force Revenue; Self Insured Unemployment Compensation Trust Fund; Prosecutor's County Law Enforcement Trust Account "CLETA"; Resource Recovery Trust Fund; Open Space Trust Fund; Community Development Block Grant Act of 1974; Attorney Identification Program; Homeless Trust Fund; Celebration of Public Events Donations; Acceptance of Bequests; Legacies and Gifts, Accumulated Absences, Storm Recovery Trust and State Funded Special Services Program are hereby anticipated as revenue and are appropriated for the purposes which said revenue is dedicated by statute or other legal requirement.**

---

---

*(Insert additional appropriate titles in space above when applicable, if resolution for rider has been approved by the Director)*

### DEDICATED WATER UTILITY BUDGET

DEDICATED REVENUES FROM WATER UTILITY	FCOA	Anticipated				Realized in Cash in 2017
		2018		2017		
Operating Surplus Anticipated	08-501					
Operating Surplus Anticipated with Prior Written Consent of Director of Local Government Services	08-502					
Total Operating Surplus Anticipated	08-500					
Rents	08-503					
Fire Hydrant Service	08-504					
Miscellaneous	08-505					
Special Items of General Revenue Anticipated with Prior Written Consent of Director of Local Government Services	XXXXXXX	XXXXXXXXXX		XXXXXXXXXX		XXXXXXXXXX
Deficit (General Budget)	08-549					
Total Water Utility Revenues	08-599					

**DEDICATED WATER UTILITY BUDGET - (continued)**

\* Note: Use sheet 33 for Water Utility only.

11. APPROPRIATIONS FOR WATER UTILIT	FCOA	Appropriated						Expended 2017					
		for 2018		for 2017		for 2017 By Emergency Appropriation	Total for 2017 As Modified By All Transfers	Paid or Charged		Reserved			
<b>Operating:</b>	xxxxxx	xxxxxxxxxx	xx	xxxxxxxxxx	xx	xxxxxxxxxx	xx	xxxxxxxxxx	xx	xxxxxxxxxx	xx	xxxxxxxxxx	xx
Salaries & Wages	55-501												
Other Expenses	55-502												
<b>Capital Improvements:</b>	xxxxxx	xxxxxxxxxx	xx	xxxxxxxxxx	xx	xxxxxxxxxx	xx	xxxxxxxxxx	xx	xxxxxxxxxx	xx	xxxxxxxxxx	xx
Down Payments on Improvements	55-510												
Capital Improvement Fund	55-511												
Capital Outlay	55-512												
<b>Debt Service</b>		xxxxxxxxxx	xx	xxxxxxxxxx	xx	xxxxxxxxxx	xx	xxxxxxxxxx	xx	xxxxxxxxxx	xx	xxxxxxxxxx	xx
Payment of Bond Principal	55-520											xxxxxxxxxx	xx
Payment of Bond Anticipation Notes and Capital Notes	55-521											xxxxxxxxxx	xx
Interest on Bonds	55-522											xxxxxxxxxx	xx
Interest on Notes	55-523											xxxxxxxxxx	xx
												xxxxxxxxxx	xx

**DEDICATED WATER UTILITY BUDGET - (continued)**

\* Note: Use sheet 33 for Water Utility only.

11. APPROPRIATIONS FOR WATER UTILITY	FCOA	Appropriated						Expended 2017					
		for 2018		for 2017		for 2017 By Emergency Appropriation		Total for 2017 As Modified By All Transfers		Paid or Charged		Reserved	
<b>Deferred Charges and Statutory Expenditures:</b>	xxxxxx	xxxxxxxxxx	xx	xxxxxxxxxx	xx	xxxxxxxxxx	xx	xxxxxxxxxx	xx	xxxxxxxxxx	xx	xxxxxxxxxx	xx
<b>DEFERRED CHARGES:</b>	xxxxxx	xxxxxxxxxx	xx	xxxxxxxxxx	xx	xxxxxxxxxx	xx	xxxxxxxxxx	xx	xxxxxxxxxx	xx	xxxxxxxxxx	xx
Emergency Authorizations	55-530					xxxxxxxxxx	xx					xxxxxxxxxx	xx
						xxxxxxxxxx	xx					xxxxxxxxxx	xx
						xxxxxxxxxx	xx					xxxxxxxxxx	xx
						xxxxxxxxxx	xx					xxxxxxxxxx	xx
						xxxxxxxxxx	xx					xxxxxxxxxx	xx
<b>STATUTORY EXPENDITURES:</b>	xxxxxx	xxxxxxxxxx	xx	xxxxxxxxxx	xx	xxxxxxxxxx	xx	xxxxxxxxxx	xx	xxxxxxxxxx	xx	xxxxxxxxxx	xx
Contribution To:													
Public Employees' Retirement System	55-540												
Social Security System (O.A.S.I)	55-541												
Unemployment Compensation Insurance (N.J.S.A. 43:21-3 et. seq.)	55-542												
<b>Judgements</b>	55-531												
<b>Deficits in Operations in Prior Years</b>	55-532					xxxxxxxxxx	xx					xxxxxxxxxx	xx
<b>Surplus (General Budget)</b>	55-545					xxxxxxxxxx	xx					xxxxxxxxxx	xx
<b>TOTAL WATER UTILITY APPROPRIATIONS</b>	55-599												

**DEDICATED ..... UTILITY BUDGET**

10. DEDICATED REVENUES FROM -----	FCOA	Anticipated				Realized in Cash in 2017	
		2018		2017			
Operating Surplus Anticipated	08-501						
Operating Surplus Anticipated with Prior Written Consent of Director of Local Government Services	08-502						
Total Operating Surplus Anticipated	08-500						
Special Items of General Revenue Anticipated with Prior Written Consent of Director of Local Government Services	XXXXXXXX	XXXXXXXXXXXXXXXXXX	XX	XXXXXXXXXXXXXXXXXX	XX	XXXXXXXXXXXXXXXXXX	XX
Deficit(General Budget)	08-549						
Total ----- Utility Revenues	08-599						

Use a separate set of sheets for each separate Utility.

**DEDICATED ..... UTILITY BUDGET -(continued)**

11. APPROPRIATIONS FOR ..... UTILITY	FCOA	Appropriated						Expended 2017					
		for 2018		for 2017		for 2017 By Emergency Appropriation		Total for 2017 As Modified By All Transfers		Paid or Charged		Reserved	
Operating:	XXXXXXXX	XXXXXXXXXXXXXX	XX	XXXXXXXXXXXXXX	XX	XXXXXXXXXXXXXX	XX	XXXXXXXXXXXXXX	XX	XXXXXXXXXXXXXX	XX	XXXXXXXXXXXXXX	XX
Salaries & Wages	55-501												
Other Expenses	55-502												
Capital Improvements:	XXXXXXXX	XXXXXXXXXXXXXX	XX	XXXXXXXXXXXXXX	XX	XXXXXXXXXXXXXX	XX	XXXXXXXXXXXXXX	XX	XXXXXXXXXXXXXX	XX	XXXXXXXXXXXXXX	XX
Down Payments on Improvements	55-510												
Capital Improvement Fund	55-511					XXXXXXXXXXXXXX	XX						
Capital Outlay	55-512												
Debt Service	XXXXXXXX	XXXXXXXXXXXXXX	XX	XXXXXXXXXXXXXX	XX	XXXXXXXXXXXXXX	XX	XXXXXXXXXXXXXX	XX	XXXXXXXXXXXXXX	XX	XXXXXXXXXXXXXX	XX
Payment of Bond Principal	55-520											XXXXXXXXXXXXXX	XX
Payment of Bond Anticipation Notes and Capital Notes	55-521											XXXXXXXXXXXXXX	XX
Interest on Bonds	55-522											XXXXXXXXXXXXXX	XX
Interest on Notes	55-523											XXXXXXXXXXXXXX	XX
												XXXXXXXXXXXXXX	XX



**DEDICATED ..... UTILITY BUDGET -(continued)**

11. APPROPRIATIONS FOR ..... UTILITY	FCOA	Appropriated						Expended 2017					
		for 2018		for 2017		for 2017 By Emergency Appropriation		Total for 2017 As Modified By All Transfers		Paid or Charged		Reserved	
Deferred Charges and Statutory Expenditures:	XXXXXXXX	XXXXXXXXXXXXXX	XX	XXXXXXXXXXXXXX	XX	XXXXXXXXXXXXXX	XX	XXXXXXXXXXXXXX	XX	XXXXXXXXXXXXXX	XX	XXXXXXXXXXXXXX	XX
DEFERRED CHARGES:	XXXXXXXX	XXXXXXXXXXXXXX	XX	XXXXXXXXXXXXXX	XX	XXXXXXXXXXXXXX	XX	XXXXXXXXXXXXXX	XX	XXXXXXXXXXXXXX	XX	XXXXXXXXXXXXXX	XX
Emergency Authorizations	55-530					XXXXXXXXXXXXXX	XX					XXXXXXXXXXXXXX	XX
						XXXXXXXXXXXXXX	XX					XXXXXXXXXXXXXX	XX
						XXXXXXXXXXXXXX	XX					XXXXXXXXXXXXXX	XX
						XXXXXXXXXXXXXX	XX					XXXXXXXXXXXXXX	XX
						XXXXXXXXXXXXXX	XX					XXXXXXXXXXXXXX	XX
STATUTORY EXPENDITURES:	XXXXXXXX	XXXXXXXXXXXXXX	XX	XXXXXXXXXXXXXX	XX	XXXXXXXXXXXXXX	XX	XXXXXXXXXXXXXX	XX	XXXXXXXXXXXXXX	XX	XXXXXXXXXXXXXX	XX
Contribution to:													
Public Employees' Retirement System	55-540												
Social Security System (O.A.S.I.)	55-541												
Unemployment Compensation Insurance (N.J.S.A. 43:21-3 et. seq.)	55-542												
Judgements	55-531												
Deficits in Operation in Prior Years	55-532					XXXXXXXXXXXXXX	XX					XXXXXXXXXXXXXX	XX
Surplus(General Budget)	55-545					XXXXXXXXXXXXXX	XX					XXXXXXXXXXXXXX	XX
TOTAL ..... UTILITY APPROPRIATIONS	55-599												

**DEDICATED ASSESSMENT BUDGET**

14. DEDICATED REVENUES FROM	FCOA	Anticipated		Realized in Cash in 2017
		2018	2017	
Assessment Cash	51-101			
Deficit (General Budget)	51-885			
<b>Total Assessment Revenues</b>	<b>51-899</b>			
15. APPROPRIATIONS FOR ASSESSMENT DEBT	FCOA	Appropriated		Expended 2017 Paid or Charged
		2018	2017	
Payment of Bond Principal	51-920			
Payment of Bond Anticipation Notes	51-925			
<b>Total Assessment Appropriations</b>	<b>51-999</b>			

**DEDICATED WATER UTILITY ASSESSMENT BUDGET**

14. DEDICATED REVENUES FROM	FCOA	Anticipated		Realized in Cash in 2017
		2018	2017	
Assessment Cash	52-101			
Deficit Water Utility Budget	52-885			
<b>Total Water Utility Assessment Revenues</b>	<b>52-899</b>			
15. APPROPRIATIONS FOR ASSESSMENT DEBT	FCOA	Appropriated		Expended 2017 Paid or Charged
		2018	2017	
Payment of Bond Principal	52-920			
Payment of Bond Anticipation Notes	52-925			
<b>Total Water Utility Assessment Appropriations</b>	<b>52-999</b>			

**APPENDIX TO BUDGET STATEMENT**

**CURRENT FUND BALANCE SHEET - DECEMBER 31, 2017**

ASSETS			
Cash and Investments	1110100	89,649,340	
Due from State of N.J.(c20,P.L. 1971)	1111000	-	
Federal and State Grants Receivable	1110200	14,868,039	
Receivables with Offsetting Reserves:	xxxxxxxx	xxxxxxxxxxx	xx
Taxes Receivable	1110300		
Tax Title Liens Receivable	1110400		
Property Acquired by Tax Title Lien Liquidation	1110500		
Other Receivables	1110600	9,572,272	
Deferred Charges Required to be in 2018 Budget	1110700		
Deferred Charges Required to be in Budgets Subsequent to 2018	1110800		
<b>Total Assets</b>	<b>1110900</b>	<b>114,089,651</b>	
LIABILITIES, RESERVES AND SURPLUS			
*Cash Liabilities	2110100	36,320,221	
Reserves for Receivables	2110200	32,190,310	
Surplus	2110300	45,579,120	
<b>Total Liabilities, Reserves and Surplus</b>		<b>114,089,651</b>	

School Tax Levy Unpaid	2220110	N/A	
Less School Tax Deferred	2220200	N/A	
*Balance Included in Above "Cash Liabilities"	2220300	N/A	

(Important: This appendix must be included in advertisement of budget.)

**COMPARATIVE STATEMENT OF CURRENT FUND OPERATIONS AND CHANGE IN CURRENT SURPLUS**

		YEAR 2017	YEAR 2016
Surplus Balance, January 1st	2310100	38,341,346	33,777,997
<b>CURRENT REVENUE ON A CASH BASIS</b>			
Current Taxes *(Percentage collected:2015 %, 2014 %)	2310200	411,689,646	405,044,406
Delinquent Taxes	2310300		
Other Revenues and Additions to Income	2310400	139,172,483	158,917,696
<b>Total Funds</b>	<b>2310500</b>	<b>582,203,475</b>	<b>597,740,099</b>
<b>EXPENDITURES AND TAX REQUIREMENTS:</b>			
County Appropriations	2310600	543,624,356	559,398,753
School Taxes (Including Local and Regional)	2310700	-	
County Taxes(Including Added Tax Amounts)	2310800	-	
Special District Taxes	2310900	-	
Other Expenditures and Deductions from Income	2311000	-	
<b>Total Expenditures and Tax Requirements</b>	<b>2311100</b>		
Less: Expenditures to be Raised by Future Taxes	2311200		
<b>Total Adjusted Expenditures and Tax Requirements</b>	<b>2311300</b>		
<b>Surplus Balance - December 31st</b>	<b>2311400</b>	<b>45,579,120</b>	<b>38,341,346</b>

\*Nearest even percentage may be used

**Proposed Use of Current Fund Surplus in 2018 Budget**

Surplus Balance December 31, 2017	2311500	45,579,120	
Current Surplus Anticipated in 2018 Budget	2311600	20,500,000	
<b>Surplus Balance Remaining</b>	<b>2311700</b>	<b>25,079,120</b>	

**2018**

**CAPITAL BUDGET AND CAPITAL IMPROVEMENT PROGRAM**

**This section is included with the Annual Budget pursuant to N.J.S.C. 5:30-4. It does not in itself confer any authorization to raise or expend funds. Rather it is a document used as part of the local unit's planning and management program. Specific authorization to expend funds for purposes described in this section must be granted elsewhere, by a separate bond ordinance, by inclusion of a line item in the Capital Improvement Section of this budget, by an ordinance taking the money from the Capital Improvement Fund, or other lawful means.**

**CAPITAL BUDGET**

- A plan for all capital expenditures for the current fiscal year.

If no Capital Budget is included, check the reason why:

- Total capital expenditures this year do not exceed \$25,000, including appropriations for Capital Improvement Fund, Capital Line Items and Down Payments on Improvements.
- No bond ordinances are planned this year.

**CAPITAL IMPROVEMENT PROGRAM**

- A multi-year list of planned capital projects, including the current year.

Check appropriate box for number of years covered, including current year:

- 3 years. (Population under 10,000)
- 6 years. (Over 10,000 and all county governments)

**NARRATIVE FOR CAPITAL IMPROVEMENT PROGRAM**

Presented is the County of Bergen Spending Program for the years 2018 thru 2023, as currently projected.

**CAPITAL BUDGET (Current Year Action)  
2018**

Local Unit COUNTY OF BERGEN

1 PROJECT TITLE	2 PROJECT NUMBER	3 ESTIMATED TOTAL COST	4 AMOUNTS RESERVED IN PRIOR YEARS	PLANNED FUNDING SERVICES FOR CURRENT YEAR - 2018					6 TO BE FUNDED IN FUTURE YEARS
				5a 2018 Budget Appropriations	5b Capital Improvement Fund	5c Capital Surplus	5d Grants in Aid and Other Funds	5e Debt Authorized	
County Open Space Improvements	1	100,000			5,000			95,000	
Information Technology Improvements	2	1,328,342			66,417			1,261,925	
Emergency Temporary Appropriation for Justice Center	3	1,000,000			50,000			950,000	
Health Care Center Improvements	4	402,000			20,100			381,900	
Public Health & Environmental Improvements	5	500,000			25,000			475,000	
Animal Shelter Improvements	6	95,500			4,775			90,725	
Spring House Renovations	7	10,000			500			9,500	
Human Services Improvements	8	435,000			21,750			413,250	
Medical Examiner Improvements	9	132,500			6,625			125,875	
Law & Public Safety Improvements	10	525,333			26,267			499,066.35	
Emergency Management Improvements	11	122,000			6,100			115,900	
Public Safety Operations 911 Improvements	12	1,060,000			53,000			1,007,000	
Weight & Measures Improvements	13	75,000			3,750			71,250	
Public Works Improvements	14	14,008,500			367,700		6,654,500	6,988,300	
Parks & Golf Division Improvements	15	3,935,000			196,750			3,738,250	
Planning & Engineering Improvements	16	17,679,000			573,950		6,200,000	10,905,050	
Bergen County Community College Improvements	17	5,500,000						5,500,000	
Special Schools Improvements	18	877,000						877,000	
Vocational Schools Improvements	19	3,450,000						3,450,000	
County Clerk Improvements	20	250,000			12,500			237,500	
Prosecutor Improvements	21	1,640,000			82,000			1,558,000	
Sheriff Improvements	22	5,218,000			260,900			4,957,100	
Jail Improvements	23	1,340,000			67,000			1,273,000	
BRMC Improvements	24	510,000			25,500			484,500	
Surrogate Improvements	25	1,100,000			55,000			1,045,000	
Superintendent of Schools and Elections Improvements	26	225,000			11,250			213,750	
<b>PAGE TOTAL</b>		<b>61,518,175</b>			<b>1,941,834</b>		<b>12,854,500</b>	<b>46,721,841</b>	

**YEAR CAPITAL PROGRAM 2018-2023**  
**Anticipated Project Schedule and Funding Requirements**

Local Unit COUNTY OF BERGEN

1 PROJECT TITLE	2 PROJECT NUMBER	3 ESTIMATED TOTAL COSTS	4 ESTIMATED COMPLETION TIME	FUNDING AMOUNTS PER YEAR					
				5a 2018	5b 2019	5c 2020	5d 2021	5e 2022	5f 2023
County Open Space Improvements	1	1,375,000	2017-2022	100,000	325,000	300,000	250,000	200,000	200,000
Information Technology Improvements	2	2,775,342	2017-2022	1,328,342	367,500	174,500	383,500	312,000	209,500
Emergency Temporary Appropriation for Justice Center	3	1,000,000	2017-2022	1,000,000	0	0	0		
Health Care Center Improvements	4	1,703,000	2017-2022	402,000	221,000	567,000	445,000	15,000	53,000
Public Health & Environmental Improvements	5	1,627,000	2017-2022	500,000	305,000	387,000	335,000	100,000	0
Animal Shelter Improvements	6	3,978,500	2017-2022	95,500	3,577,000	256,000	50,000	0	0
Spring House Renovations	7	1,084,000	2017-2022	10,000.00	997,000	0	77,000	0	0
Human Services Improvements	8	2,130,000	2017-2022	435,000	487,000	217,000	387,000	217,000	387,000
Medical Examiner Improvements	9	1,144,500	2017-2022	132,500	817,500	14,500	100,000	15,000	65,000
Law & Public Safety Improvements	10	6,431,036	2017-2022	525,333	3,665,667	2,169,370	25,333	45,333	0
Emergency Management Improvements	11	1,569,000	2017-2022	122,000	353,000	472,000	276,000	163,000	183,000
Public Safety Operations 911 Improvements	12	6,623,000	2017-2022	1,060,000	2,214,000	1,467,000	1,352,000	130,000	400,000
Weight & Measures Improvements	13	331,000	2017-2022	75,000	30,000	31,000	32,000	33,000	130,000
Public Works Improvements	14	78,462,358	2017-2022	14,008,500	5,729,220	52,233,638	2,088,000	2,464,000	1,939,000
Parks & Golf Division Improvements	15	68,735,000	2017-2022	3,935,000	6,815,000	18,720,000	16,165,000	14,250,000	8,850,000
Planning & Engineering Improvements	16	73,318,000	2017-2022	17,679,000	10,703,000	11,103,000	11,603,000	11,105,000	11,125,000
Bergen County Community College Improvements	17	28,765,000	2017-2022	5,500,000	4,500,000	4,500,000	4,500,000	4,500,000	5,265,000
Special Schools Improvements	18	31,247,000	2017-2022	877,000	6,672,000	4,516,000	4,674,000	10,585,000	3,923,000
Vocational Schools Improvements	19	128,457,000	2017-2022	3,450,000	22,004,000	13,873,000	37,304,000	22,138,000	29,688,000
County Clerk Improvements	20	475,000	2017-2022	250,000	175,000	50,000			
Prosecutor Improvements	21	10,740,000	2017-2022	1,640,000	1,700,000	1,800,000	1,800,000	1,900,000	1,900,000
Sheriff Improvements	22	35,543,387	2017-2022	5,218,000	6,290,500	6,403,000	5,588,000	5,523,360	6,520,527
Jail Improvements	23	15,140,099	2017-2022	1,340,000	2,390,000	2,900,000	2,725,000	2,864,100	2,920,999
BRMC Improvements	24	510,000	2017-2022	510,000					
Surrogate Improvements	25	2,165,425	2017-2022	1,100,000	920,000	105,000			40,425
Superintendent of Schools and Elections Improvements	26	4,562,000	2017-2022	225,000	4,271,000	15,000	16,000	17,000	18,000
<b>PAGE TOTAL</b>		<b>509,891,647</b>		<b>61,518,175</b>	<b>85,529,387</b>	<b>122,274,008</b>	<b>90,175,833</b>	<b>76,576,793</b>	<b>73,817,451</b>

YEAR CAPITAL PROGRAM 2018-2023

SUMMARY OF ANTICIPATED FUNDING SOURCES AND AMOUNTS

Local Unit

COUNTY OF BERGEN

1 PROJECT TITLE	2 Estimated Total Cost	BUDGET APPROPRIATIONS		4 Capital Improvement Fund	5 Capital Surplus	6 Grants-In- Aid and Other Funds	BONDS AND NOTES			
		3a Current Year 2018	3b Future Years				7a General	7b Self Liquidating	7c Assessment	7d School
County Open Space Improvements	1,375,000	100,000	1,275,000	68,750			1,306,250			
Information Technology Improvements	2,775,342	1,328,342	1,447,000	138,767			2,636,575			
Emergency Temporary Appropriation for Justice Center	1,000,000	1,000,000	0	50,000.00			950,000			
Health Care Center Improvements	1,703,000	402,000	1,301,000	85,150			1,617,850			
Public Health & Environmental Improvements	1,827,000	500,000	1,127,000	81,350			1,545,650			
Animal Shelter Improvements	3,978,500	95,500	3,883,000	198,925.00			3,779,575			
Spring House Renovations	1,084,000	10,000	1,074,000	54,200			1,029,800			
Human Services Improvements	2,130,000	435,000	1,895,000	106,500			2,023,500			
Medical Examiner Improvements	1,144,500	132,500	1,012,000	57,225			1,087,275			
Law & Public Safety Improvements	6,431,036	525,333	5,905,703	321,552			6,109,484			
Emergency Management Improvements	1,569,000	122,000	1,447,000	78,450			1,490,550			
Public Safety Operations 911 Improvements	6,623,000	1,060,000	5,563,000	331,150			6,291,850			
Weight & Measures Improvements	331,000	75,000	256,000	18,550			314,450			
Public Works Improvements	78,482,358	14,008,500	64,453,858	3,590,393		6,654,500	68,217,485			
Parks & Golf Division Improvements	68,735,000	3,935,000	64,800,000	3,436,750			65,296,250			
Planning & Engineering Improvements	73,318,000	17,979,000	55,839,000	3,355,900		6,200,000	63,762,100			
Bergen County Community College Improvements	28,785,000	5,500,000	23,285,000							28,785,000
Special Schools Improvements	31,247,000	877,000	30,370,000							31,247,000
Vocational Schools Improvements	128,457,000	3,450,000	125,007,000							128,457,000
County Clerk Improvements	475,000	250,000	225,000	23,750			451,250			
Prosecutor Improvements	10,740,000	1,640,000	9,100,000	537,000			10,203,000			
Sheriff Improvements	35,543,387	5,218,000	30,325,387	1,777,169			33,766,218			
Jail Improvements	15,140,099	1,340,000	13,800,099	757,005			14,383,094			
BRMC Improvements	510,000	510,000	0	25,500			484,500			
Surrogate Improvements	2,165,425	1,100,000	1,065,425	108,271			2,057,154			
Superintendent of Schools and Elections Improvements	4,562,000	225,000	4,337,000	228,100			4,333,900			
<b>PAGE TOTAL</b>	<b>509,891,647</b>	<b>61,618,175</b>	<b>448,373,472</b>	<b>15,428,407</b>		<b>12,854,500</b>	<b>293,139,740</b>			<b>188,469,000</b>



SECTION 2 - UPON ADOPTION FOR YEAR 2018  
(Only to be Included in the Budget as Finally Adopted)

RESOLUTION

BE IT RESOLVED by the Board of Chosen Freeholders of the County of Bergen that the budget herinbefore set forth is hereby adopted and shall constitute an appropriation for the purposes stated of the sums therein set forth as appropriations, and authorization of the amount of (Item 2 below) \$411,488,557 dollars for county to be raised by taxation and certification to the County Board of Taxation of the following summary of general revenues and appropriations.

RECORDED VOTE  (Insert last name)	<div style="border: 1px solid black; border-radius: 50%; width: 30px; height: 30px; display: flex; align-items: center; justify-content: center; margin: 0 auto;">7</div> Ayes {	AMOROSO GAUZ ORTIZ TAVELLI VOSS ZUR SULLIVAN	Nays { <div style="font-size: 2em; margin-left: 5px;">X</div>	Abstained { <div style="font-size: 2em; margin-left: 5px;">X</div>  Absent { <div style="font-size: 2em; margin-left: 5px;">X</div>
---	--	--	---	---

SUMMARY OF REVENUES

<b>1. General Revenues</b>		
Surplus Anticipated	08-100	\$ 20,500,000
Miscellaneous Revenues Anticipated	13-099	\$ 96,175,276
Receipts from Delinquent Taxes	15-499	\$ 0
<b>2. AMOUNT TO BE RAISED BY TAXATION FOR MUNICIPAL PURPOSES (Item 6, Sheet 9)</b>		
Total Revenues	13-299	\$ 528,163,833

SUMMARY OF APPROPRIATIONS

5. GENERAL APPROPRIATIONS	XXXXXXXXXX	XXXXXXXXXXXXXXXXXX
Within "CAPS"	XXXXXXXXXX	XXXXXXXXXXXXXXXXXX
(a&b) Operations including Contingent	34-201	\$ 394,018,778
(c) Capital Improvements	44-999	\$ 2,737,611
(d) Total Debt Service	45-999	\$ 87,441,226
(e) Deferred Charges and Statutory Expenditures - County	46-999	\$ 43,966,218
(f) Judgements	37-480	\$ 0
(g) Cash Deficit	46-885	\$ 0
		\$
		\$
		\$
<b>Total General Appropriations</b>	<b>34-499</b>	<b>\$ 528,163,833</b>

It is hereby certified that the within budget is a true copy of the budget finally adopted by resolution of the Governing Body on the 16<sup>th</sup> day of May

2018. It is further certified that each item of revenue and appropriation is set forth in the same amount and by the same title as

appeared in the 2017 approved budget and all amendments thereto, if any, which have been previously approved by the Director of Local Government Services.

Certified by me this 16<sup>th</sup> day of MAY, 2018  Clerk to the Board of Chosen Freeholders  
signature

LOCAL UNIT Bergen County COUNTY/MUNICIPAL OPEN SPACE, RECREATION, FARMLAND AND HISTORIC PRESERVATION TRUST FUND

DEDICATED REVENUES	FCOA	Anticipated		Realized in Cash in 2017	APPROPRIATIONS	FCOA	Appropriated		Expended 2017	
		2018	2017				for 2018	for 2017	Paid or Charged	Reserved
<b>FROM TRUST FUND</b>										
Amount To Be Raised By Taxation	54-190	17,203,156.00	17,203,083.62	17,203,083.62	Development of Lands for Recreation and Conservation:		xxxxxxx	xxxxxxx	xxxxxxx	xxxxxxx
Added & Omitted		64,627.10	16,769.15	16,769.15	Salaries & Wages	54-385-1	313,038.00	243,903.00	257,081.39	
Interest Income	54-113	146,000.00	53,000.00	146,653.16	Other Expenses	54-385-2	203,631.00	8,432,430.00	1,723,968.35	-
					Maintenance of Lands for Recreation and Conservation:		xxxxxxx	xxxxxxx	xxxxxxx	xxxxxxx
Reserve Funds:					Salaries & Wages	54-375-1				
					Other Expenses	54-375-2				
					Historic Preservation:		xxxxxxx	xxxxxxx	xxxxxxx	xxxxxxx
					Salaries & Wages	54-176-1				
					Other Expenses	54-176-2	-	340,212.50	590,886.74	-
					Acquisition of Lands for Recreation and Conservation:	54-915-2	-	7,917,500.00	3,153,755.50	-
<b>Total Trust Fund Revenues:</b>	<b>54-299</b>	<b>17,413,783.10</b>	<b>17,272,852.77</b>	<b>17,366,505.93</b>	Acquisition of Farmland	54-916-2				
<i>Summary of Program</i>					Down Payments on Improvements	54-906-2				
Year Referendum Passed/Implemented:			1999		Debt Service:		xxxxxxx	xxxxxxx	xxxxxxx	xxxxxxx
			(Date)		Payment of Bond Principal	54-920-2	-	-	-	xxxxxxx
Rate Assessed:		\$	0.01		Payment of Bond Anticipation Notes and	54-925-2				xxxxxxx
Total Tax Collected to date		\$	166,246,666.31		Interest on Bonds	54-930-2	-	-	-	xxxxxxx
Total Expended to date:		\$	141,610,386.15		Interest on Notes	54-935-2				xxxxxxx
Total Acreage Preserved to date	12/31/2015		988.2624		Reserve for Future Use	54-950-2	16,897,114.10	338,807.27		
			(Acres)		Total Trust Fund Appropriations:	54-499	\$ 17,413,783.10	\$ 17,272,852.77	\$ 5,725,691.98	\$ -
Recreation land preserved in 2015:			163.2700							
			(Acres)							
Farmland preserved in 2015:			0.0000							
			(Acres)							


Annual List of Change Orders Approved  
Pursuant to N.J.A.C. 5:30-11

Contracting Unit: DPW

Year Ending: 12/31/2017

The following is a complete list of all change orders which caused the originally awarded contract price to be exceeded by more than 20 percent. For regulatory details please consult N.J.A.C. 5:30-11.1 et. Seq. Please identify each change order by name of the project.

1 There were no Change Orders exceeding the 20% limitation for the Department of Public Works in 2017.

  
Raymond Dressler, Director, Department of Public Works

2

3

4

For each change order listed above, submit with introduced budget a copy of the governing body resolution authorizing the change order and an Affidavit of Publication for the newspaper notice required by N.J.A.C. 5:30-11.9(d). (Affidavit must include a copy of the newspaper notice.)

If you have not had a change order exceeding the 20 percent threshold for the year indicated above, please check here  and certify below.

MAY 16 2018  
Date

  
Clerk to the Board of Chosen Freeholders