

COUNTY OF BERGEN

**Financial Statements
with Additional Financial Information**

December 31, 2016

(With Independent Auditor's Report Thereon)

THIS PAGE INTENTIONALLY LEFT BLANK

COUNTY OF BERGEN, N.J.

TABLE OF CONTENTS

PART I

<u>Exhibit</u>	<u>Page</u>
Independent Auditor's Report	1-3
<u>CURRENT FUND</u>	
A Comparative Balance Sheet - Regulatory Basis	4-5
A-1 Comparative Statement of Operations and Changes in Fund Balance - Regulatory Basis	6
A-2 Statement of Revenues - Regulatory Basis	7-11
A-3 Statement of Expenditures - Regulatory Basis	12-23
<u>TRUST FUNDS</u>	
B Comparative Balance Sheet - Regulatory Basis	24-25
<u>GENERAL CAPITAL FUND</u>	
C Comparative Balance Sheet - Regulatory Basis	26
C-1 Statement of Changes in Fund Balance- Regulatory Basis	27
<u>GENERAL FIXED ASSETS</u>	
D Comparative Balance Sheet - Regulatory Basis	28
Notes to Financial Statements	29-79
Supplementary Data	80-82
<u>SUPPLEMENTARY SCHEDULES</u>	
<u>CURRENT FUND</u>	
A-4 Schedule of Cash and Cash Equivalents- Treasurer	83
A-5 Schedule of Imprest and Change Funds	84
A-6 Schedule of Added and Omitted Taxes	85
A-7 Schedule of Miscellaneous Receivables	86
A-8 Schedule of Bergen Pines Accounts Receivables	86
A-9 Schedule of Interfunds	87
A-10 Schedule of Deferred Charges	88
A-11 Schedule of Revenue Accounts Receivable	89-90
A-12 Schedule of 2016 Tax Levy- Realized Revenue	91
A-13 Schedule of 2015 Appropriation Reserves	92-100
A-14 Schedule of Contracts Payable	101

COUNTY OF BERGEN, N.J.

TABLE OF CONTENTS
(continued)

<u>Exhibit</u>		<u>Page</u>
<u>CURRENT FUND, (continued)</u>		
A-15	Schedule of Encumbrances Payable	102
A-16	Schedule of Accounts Payable	102
A-17	Schedule of Other Reserves	103
A-18	Schedule of Reserve for Sale of County Assets	104
A-19	Schedule of Deferred Revenue	105
A-20	Schedule of Due from/(to) Current Fund- Federal and State Grant Fund	106
A-21	Schedule of Federal and State Grant Receivable- Federal and State Grant Fund	107-109
A-22	Schedule of Encumbrances/ Contracts Payable- Federal and State Grant Fund	110
A-23	Schedule of Reserve for Federal and State Grants- Federal and State Grant Fund	111-114
A-24	Schedule of Reserve for Unappropriated Grants - Federal and State Grant Fund	115
<u>TRUST FUND</u>		
B-1	Schedule of Cash Receipts and Disbursements	116
B-2	Schedule of Interfunds Receivable/ (Payable)- Trust Fund	117
B-3	Schedule of Open Space Taxes Receivable- Regular Trust Fund	118
B-4	Schedule of Due from U.S. Department of Housing and Urban Development- Letters of Credit- Community Development Trust Fund	119
B-5	Schedule of Accounts Receivable Recovery Fees- Court Order- Community Development Trust Fund	120
B-6	Schedule of Reserve for Dedicated Revenue- Motor Vehicle Fines And Road openings- Regular Trust Fund	121
B-7	Schedule of Reserve for Dedicated Revenue- Weights and Measures	122
B-8	Schedule of Miscellaneous Trust Accounts- Regular Trust Fund	123-125
B-9	Schedule of Reserve for Encumbrances Payable	126
B-10	Schedule of Reserve for Contracts Payable	127
B-11	Schedule of Road Permit Deposits- Regular Trust Fund	128
B-12	Schedule of Open Space Trust Fund- Regular Trust Fund	129
B-13	Schedule of Prosecutor's Trust Fund- Regular Trust Fund	130
B-14	Schedule of Reserve for Self- Insurance Trust Fund- Self-Insurance Trust Fund	130
B-15	Schedule of Reserve for Expenditures- Community Development Trust Fund	132

COUNTY OF BERGEN, N.J.

TABLE OF CONTENTS
(continued)

<u>Exhibit</u>		<u>Page</u>
<u>TRUST FUND</u>		
B-16	Schedule of HOME Improvement Mortgages- Principal- Community Development Trust Fund	133
B-17	Schedule of Home Improvement Mortgages- Interest- Community Development Trust Fund	133
B-18	Schedule of Program Income- Community Development Trust Fund	134
B-19	Schedule of Reserve for Small Business Loans- Income Community Development Trust Fund	134
B-20	Schedule of Reserve for Small Business Loans- Principal- Community Development Trust Funds	135
B-21	Schedule of Reserve for Small Business Loans- Interest- Community Development Trust Fund	135
B-22	Schedule of HOME Improvement Mortgage Interest on Investment - Community Trust Fund	136
B-23	Schedule of First Time Home Buyer Down Payment Act Community Development Trust Fund	136
B-24	Schedule of First Time Homebuyer Mortgages - Community Development Trust Fund	137
<u>GENERAL CAPITAL FUND</u>		
C-2	Schedule of Cash and Cash Equivalents- Treasurer	138
C-3	Analysis of Cash and Cash Equivalents	139-143
C-4	Schedule of Environmental Infrastructure Trust Loan Receivable	144
C-5	Schedule of NJ DOT Receivable	144
C-6	Schedule of FEMA Hazard Grant Program Receivable	145
C-7	Schedule of School District Receivable	145
C-8	Schedule of Deferred Charges to Future Taxation-Funded	146
C-9	Schedule of Deferred Charges to Future Taxation- Unfunded	146-152
C-10	Schedule of General Serial Bonds Payable	153-163
C-11	Schedule of Environmental Infrastructure Trust Loan Payable	164
C-12	Schedule of Green Trust Loan Payable	165
C-13	Schedule of Bond Anticipation Notes Payable	166-176

COUNTY OF BERGEN, N.J.

TABLE OF CONTENTS
(continued)

<u>Exhibit</u>	<u>Page</u>
C-14 Schedule of Capital Improvement Fund	77
C-15 Schedule of Improvement Authorization	178-1184
C-16 Schedule of Reserve for Encumbrances Payable	185
C-17 Schedule of Interfunds Payable	186
C-18 Schedule of Reserve for Interest for Arbitrage Rebate	187
C-19 Schedule of Reserve for Interest	187
C-20 Schedule of Reserve for Preliminary Costs	188
C-21 Schedule of Other Accounts Receivable - Borough of Emerson	188
C-22 Schedule of Reserve for Payment of Notes	189
C-23 Schedule of Bonds and Notes Authorized But Not Issued	190-196

PART II

Independent Auditor's Report on Internal Control Over Financial Reporting and on Compliance and Other Matters Based on an Audit of Financial Statements Performed in Accordance with Government Auditing Standards	197-198
Independent Auditor's Report on Compliance for Each Major Federal and State Program and Report on Internal Control Over Compliance as Required by the Uniform Guidance and N.J. OMB Circular 15-08	199-201
Schedule of Expenditures of Federal Awards	202-206
Schedule of Expenditures of State Financial Assistance	207-211
Notes to the Schedules of Expenditures of Federal and State Awards	212
Schedule of Findings and Questioned Costs	213-217
General Comments and Recommendations	218-221
Other Comments and Recommendations	222-226
Status of Prior Years' Audit Findings/Recommendations	226

COUNTY OF BERGEN

STATE OF NEW JERSEY

*** * * * ***

PART I

REPORT OF AUDIT ON FINANCIAL STATEMENTS

YEAR ENDED DECEMBER 31, 2016

THIS PAGE INTENTIONALLY LEFT BLANK

Ferraioli, Wielkotz, Cerullo & Cuva, P.A.

Charles J. Ferraioli, Jr., MBA, CPA, RMA
Steven D. Wielkotz, CPA, RMA
James J. Cerullo, CPA, RMA
Paul J. Cuva, CPA, RMA
Thomas M. Ferry, CPA, RMA

Certified Public Accountants
401 Wanaque Avenue
Pompton Lakes, New Jersey 07442
973-835-7900
Fax 973-835-6631

Newton Office
100B Main Street
Newton, N.J. 07860
973-579-3212
Fax 973-579-7128

INDEPENDENT AUDITOR'S REPORT

The Honorable Board of Chosen Freeholders
County of Bergen, New Jersey

Report on the Financial Statements

We have audited the accompanying balance sheets – regulatory basis of the various funds and account group of the County of Bergen in the State New Jersey as of December 31, 2016 and 2015, the related statement of operations and changes in fund balance – regulatory basis for the years then ended, and the related statement of revenues – regulatory basis and statement of expenditures – regulatory basis of the various funds for the year ended December 31, 2016, and the related notes to the financial statements, which collectively comprise the County's basic financial statements as listed in the table of contents.

Management's Responsibility for the Financial Statements

Management is responsible for the preparation and fair presentation of these financial statements in conformity with the accounting practices prescribed by the Division of Local Government Services, Department of Community Affairs, State of New Jersey. Management is also responsible for the design, implementation, and maintenance of internal control relevant to the preparation and fair presentation of financial statements that are free from material misstatements, whether due to fraud or error.

Auditor's Responsibility

Our responsibility is to express an opinion on these financial statements based on our audit. We conducted our audit in accordance with auditing standards generally accepted in the United States of America, the audit requirements prescribed by the Division of Local Government Services, Department of Community Affairs, State of New Jersey (the "Division"), and the standards applicable to financial audits contained in *Government Auditing Standards*, issued by the Comptroller General of the United States. Those standards require that we plan and perform the audit to obtain reasonable assurance about whether the financial statements are free of material misstatement.

An audit involves performing procedures to obtain audit evidence about the amounts and disclosures in the financial statements. The procedures selected depend on the auditor's judgment, including the assessment of the risks of material misstatement of the financial statements, whether due to fraud or error. In making those risk assessments, the auditor considers internal control relevant to the entity's preparation and fair presentation of the financial statements in order to design audit procedures that are appropriate in the circumstances, but not for the purpose of expressing an opinion on the effectiveness of the entity's internal



control. Accordingly, we express no such opinion. An audit also includes evaluating the appropriateness of accounting policies used and the reasonableness of significant accounting estimates made by management, as well as evaluating the overall presentation of the financial statements.

We believe that the audit evidence we have obtained is sufficient and appropriate to provide a basis for our audit opinions.

Basis for Adverse Opinion on U.S. Generally Accepted Accounting Principles

As described in Note 1 of the financial statements, the financial statements are prepared by the County of Bergen on the basis of the financial reporting provisions prescribed by the Division of Local Government Services, Department of Community Affairs, State of New Jersey, which is a basis of accounting other than accounting principles generally accepted in the United States of America, to meet the requirements of New Jersey.

The effects on the financial statements of the variances between the regulatory basis of accounting described in Note 1 and accounting principles generally accepted in the United States of America, although not reasonably determinable, are presumed to be material.

Adverse Opinion on U.S. Generally Accepted Accounting Principles

In our opinion, because of the significance of the matter discussed in the “Basis for Adverse Opinion on U.S. Generally Accepted Accounting Principles” paragraph, the financial statements referred to above do not present fairly, in accordance with accounting principles generally accepted in the United States of America, the financial position of each fund of the County of Bergen as of December 31, 2016 and 2015, or changes in financial position for the years then ended.

Opinion on Regulatory Basis of Accounting

In our opinion, the financial statements referred to above, present fairly, in all material respects, the regulatory basis balance sheets and account group as of December 31, 2016 and 2015, the regulatory basis statements of operations for the years then ended and the regulatory basis statements of revenues and expenditures for the year ended December 31, 2016 in accordance with the basis of financial reporting prescribed by the Division of Local Government Services, Department of Community Affairs, State of New Jersey as described in Note 1.

Other Matters

Other Information

Our audit was conducted for the purpose of forming opinions on the financial statements that collectively comprise the County of Bergen’s basic financial statements. The supplementary information listed in the table of contents and schedule of expenditures of federal awards, as required by Title 2 U.S. Code of Federal





Regulation Part 200, *Uniform Administrative Requirements, Cost Principles, and Audit Requirements for Federal Awards* (Uniform Guidance) and the schedule of expenditures of state financial assistance as required by NJ OMB 15-08 and the letter of comments and recommendations section are presented for purposes of additional and are not a required part of the basic financial statements.

The supplemental information listed in the table of contents and the schedule of expenditures of federal awards, as required by Title 2 U.S. Code of Federal Regulations Part 200, *Uniform Administrative Requirements, Cost Principles, and Audit Requirements for Federal Awards* (Uniform Guidance), and the schedule of expenditures of state financial assistance as required by NJ OMB 15-08 are the responsibility of management and were derived from and relates directly to the underlying accounting and other records used to prepare the basic financial statements. Such information has been subjected to the auditing procedures applied in the audit of the basic financial statements and certain additional procedures, including comparing and reconciling such information directly to the underlying accounting and other records used to prepare the basic financial statements or to the basic financial statements themselves, and other additional procedures in accordance with auditing standards generally accepted in the United States of America. In our opinion, the supplemental information listed in the table of contents, schedule of expenditures of federal awards, as required by Title 2 U.S. Code of Federal Regulations Part 200, *Uniform Administrative Requirements, Cost Principles, and Audit Requirements for Federal Awards* (Uniform Guidance), and the schedule of expenditures of state financial assistance as required by NJ OMB 15-08 are fairly stated, in all material respects, in relation to the basic financial statements as a whole.

Other Reporting Required by Government Auditing Standards

In accordance with *Government Auditing Standards*, we have also issued our report dated April 25, 2017 on our consideration of the County of Bergen's internal control over financial reporting and on our tests of its compliance with certain provisions of laws, regulations, contracts, and grant agreements and other matters. The purpose of that report is to describe the scope of our testing of internal control over financial reporting and compliance and the results of that testing, and not to provide an opinion on internal control over financial reporting or on compliance. That report is an integral part of an audit performed in accordance with *Government Auditing Standards* in considering the County of Bergen's internal control over financial reporting and compliance.


Steven D. Wielkocz, C.P.A.
Registered Municipal Accountant
No. CR00413


FERRAIOLI, WIELKOTZ, CERULLO & CUVA, P.A.
Certified Public Accountants
Pompton Lakes, New Jersey

April 25, 2017



THIS PAGE INTENTIONALLY LEFT BLANK

COUNTY OF BERGEN

COMPARATIVE BALANCE SHEET - REGULATORY BASIS

CURRENT FUND

AS OF DECEMBER 31, 2016 and 2015

<u>ASSETS</u>	<u>Ref.</u>	<u>2016</u>	<u>2015</u>
Cash and Cash Equivalents	A-4	\$ 78,841,396	\$ 56,153,845
Imprest and Change Funds	A-5	88,570	74,570
		<u>78,929,966</u>	<u>56,228,415</u>
Receivables with Full Reserves:			
Miscellaneous Receivables	A-7	240	39,098
Bergen Pines Accounts Receivable	A-8	27,135,126	27,135,126
Interfunds	A-9	114,169	
		<u>27,249,535</u>	<u>27,174,224</u>
Deferred Charges	A-10	276,339	
Total Current Fund Assets		<u>106,455,840</u>	<u>83,402,639</u>
Federal and State Grant Fund:			
Interfunds Receivable	A-20	1,667,016	805,792
Federal and State Grants Receivable	A-21	12,083,376	11,047,536
Total Federal and State Grant Fund Assets		<u>13,750,392</u>	<u>11,853,328</u>
Total Assets		<u>\$ 120,206,232</u>	<u>\$ 95,255,967</u>

COUNTY OF BERGEN
 COMPARATIVE BALANCE SHEET - REGULATORY BASIS
 CURRENT FUND
 AS OF DECEMBER 31, 2016 and 2015

<u>LIABILITIES, RESERVES AND FUND BALANCE</u>		<u>2016</u>	<u>2015</u>
Liabilities:			
Appropriation Reserves	A-3, A-13	\$ 11,373,186	\$ 10,037,864
Contracts Payable	A-14	7,512,668	2,821,181
Encumbrances Payable	A-15	8,356,840	6,543,158
Accounts Payable	A-16	138,291	48,321
Other Reserves	A-17	2,056,823	2,051,959
Reserve for Sale of Asset	A-18	9,550,000	
Deferred Revenue	A-19	217,799	142,143
Interfunds	A-9	<u>1,659,352</u>	<u>805,792</u>
Total Liabilities		40,864,959	22,450,418
Reserve for Receivables	Contra	27,249,535	27,174,224
Fund Balance	A-1	<u>38,341,346</u>	<u>33,777,997</u>
Total Current Fund Liabilities, Reserves and Fund Balance		<u>106,455,840</u>	<u>83,402,639</u>
Federal and State Grant Fund:			
Encumbrances Payable	A-22	2,993,273	1,386,970
Reserve for Federal and State Grants	A-23	9,420,376	10,085,228
Unappropriated Grants	A-24	<u>1,336,743</u>	<u>381,130</u>
Total Federal and State Grant Fund Liabilities and Reserves		<u>13,750,392</u>	<u>11,853,328</u>
Total Liabilities, Reserves and Fund Balance		<u>\$ 120,206,232</u>	<u>\$ 95,255,967</u>

See accompanying notes to the financial statements.

COUNTY OF BERGEN

COMPARATIVE STATEMENT OF OPERATIONS AND CHANGES IN FUND BALANCE -
REGULATORY BASIS

CURRENT FUND

FOR THE YEARS ENDED DECEMBER 31, 2016 and 2015

	<u>2016</u>	<u>2015</u>
Revenue and Other Income Realized:		
Fund Balance Utilized	\$ 18,350,000	\$ 18,350,000
Miscellaneous Revenues Anticipated	140,567,696	138,685,410
Receipts from Current Taxes	405,044,406	386,966,708
Miscellaneous Revenues not Anticipated	8,301,935	9,191,308
Other Credits to Income:		
Unexpended Balance of Appropriation Reserves	1,426,134	4,971,232
Accounts Payable Canceled	2,704	98,925
Interfund Returned	30,731,826	30,739,866
Contracts Payable Canceled	165,699	2,019,008
	<u>604,590,400</u>	<u>591,022,457</u>
Expenditures:		
Budget Appropriations - Original Budget	538,392,630	528,872,400
Added by N.J.S.A. 40A:4-89	12,782,950	11,948,707
Other Charges to Income:		
Miscellaneous Receivables		5,940
Interfunds Advanced	30,723,865	30,728,133
Accounts Payable	15,563	
Bank Service Charges	38,382	
	<u>581,953,390</u>	<u>571,555,180</u>
Total Expenditures	<u>581,953,390</u>	<u>571,555,180</u>
Excess in Operations	22,637,010	19,467,277
Adjustments to Income before Surplus:		
Expenditures Included above which are by Statute Deferred		
Charges to Budget of Succeeding Year:		
Overexpenditure of Appropriations	276,339	
	<u>276,339</u>	
Statutory Excess to Surplus	22,913,349	19,467,277
Fund Balance, January 1	<u>33,777,997</u>	<u>32,660,720</u>
	56,691,346	52,127,997
Utilized as Anticipated Revenue	<u>18,350,000</u>	<u>18,350,000</u>
Fund Balance, December 31	\$ <u><u>38,341,346</u></u>	\$ <u><u>33,777,997</u></u>

See accompanying notes to the financial statements.

COUNTY OF BERGEN
STATEMENT OF REVENUES - REGULATORY BASIS
CURRENT FUND
FOR THE YEAR ENDED DECEMBER 31, 2016

	Budget	Realized	Excess or (Deficit)
Surplus Anticipated	18,350,000	18,350,000	
Miscellaneous Revenues:			
<i>Local Revenues:</i>			
Register of Deeds	1,800,000	1,929,851	129,851
Surrogate	500,000	539,497	39,497
Sheriff	2,800,000	4,759,522	1,959,522
Interest on Investments and Deposits	350,000	491,455	141,455
Park Fees and Revenue	2,200,000	2,385,696	185,696
Golf Fees and Revenues	7,400,000	7,198,124	(201,876)
Realty Transfer Fees	7,200,000	7,532,032	332,032
State of NJ - Court Lease	119,174	119,174	
Central Municipal Court	1,000,000	1,120,792	120,792
Election Ballot Printing	850,000	964,992	114,992
Reimbursement from State of NJ for State			
Prisoners held in County Jails	25,000	19,312	(5,688)
Bergen Regional Medical Center	240,000	240,000	
Police and Fire Academy Fees	190,954	172,232	(18,722)
Reimbursement for In-Kind Grants	1,600,000	1,775,102	175,102
Animal Shelter Contracts	550,000	612,593	62,593
Animal Center - Other Fees	115,000	118,266	3,266
Shared Services Health Agreements	1,250,000	1,378,611	128,611
Bergen County Health Care Center	8,300,000	8,997,307	697,307
Shared Services Health Agreements - Kearney	75,577	64,000	(11,577)
Shared Services Health Agreements - 40 Passaic Street	450,000	374,576	(75,424)
Interlocal - Prosecutor's Office MOU	36,075	36,075	
Interlocal - Interboro Regional Communication Network	290,000	295,000	5,000
	<u>37,341,780</u>	<u>41,124,209</u>	<u>3,782,429</u>
<i>State Aid:</i>			
County College Bonds - (N.J.S.A. 18A:64A-22.6)	2,385,523	2,524,353	138,830
<i>State Assumptions of Costs:</i>			
Social and Welfare Services (c.66, P.L. 1990):			
Division of Youth and Family Services	3,297,620	3,297,620	
Supplemental Social Security Income	1,471,295	1,207,088	(264,207)
Psychiatric Facilities (c.73, P.L. 1990):			
Maintenance of Patients in State Institutions for:			
Mental Diseases	6,160,479	7,385,816	1,225,337
Mentally Retarded	32,211,841	32,211,841	
Board of County Patients in State and Other Institutions			
Current Year	1,541	3,997	2,456
Prior Years	20,102		(20,102)
DDD Assessment Program	243,593	532,732	289,139
	<u>43,406,471</u>	<u>44,639,094</u>	<u>1,232,623</u>

COUNTY OF BERGEN
STATEMENT OF REVENUES - REGULATORY BASIS
CURRENT FUND
FOR THE YEAR ENDED DECEMBER 31, 2016

	Budget	Realized	Excess or (Deficit)
<i>Public and Private Programs:</i>			
Area Plan Grant	6,711,070	6,711,070	
Vision/Detention Alternatives	101,001	101,001	
IOLTA Fund Grant	16,280	16,280	
Victims of Crime Act Program Grant (VOCA)	210,427	210,427	
Urban Areas Security Initiative (UASI)	482,288	482,288	
Human Services Advisory Council (HSAC)	66,073	66,073	
County Comprehensive Alcohol and Drug Program	1,120,483	1,120,483	
Comprehensive Community Project	50,000	50,000	
Subregional Transportation Planning	198,164	198,164	
US Marshall Regional Fugitive Task Force	15,000	15,000	
Senior Citizen & Disabled Residents Transportation Program	1,404,961	1,404,961	
State Health Insurance Program (SHIP)	31,000	31,000	
Bergen County HIV/CTS Program	106,863	106,863	
Municipal Alliance on Alcoholism & Drug Abuse	757,888	757,888	
Clean Communities Program	174,015	174,015	
Spring House for Women	77,404	77,404	
Veterans Transportation Grant	26,000	26,000	
Respite Care Program	565,480	565,480	
Personal Assistance Service (PASP)	93,054	93,054	
Medicaid Peer Grouping	1,430,417	1,430,417	
Work First NJ Administration	114,461	114,461	
Cancer Education & Early Detection Program (CEED)	763,409	763,409	
Job Access and Reverse Commute (JARC)	80,000	80,000	
Early Intervention Program	1,480,493	1,480,493	
Historical Commission Grant	3,500	3,500	
Historical Commission Grant (7/01/14-6/30/15)	22,885	22,885	
Unified Child Care (9/17)	1,690,271	1,690,271	
Unified Child Care (9/16)	24,986	24,986	
Megan's Law Grant	11,818	11,818	
Personal Assistance Service (PASP) Hudson County	24,163	24,163	
Victims Assistance Grant (VAG)	90,177	90,177	
Aggressive Driving	50,000	50,000	
NJ's Comprehensive Cancer Control Plan	130,800	130,800	
Juvenile Justice Innovations Program	68,669	68,669	
Sheriff IV-D Reimbursement	572,725	572,725	
Bergen County Right to Know Program	21,869	21,869	
Senior Farmers Market Grant	3,500	3,500	
Venture Program	635,173	635,173	
HUD-Veteran's Supportive Housing	88,415	88,415	
Work First New Jersey Administration DOL	40,000	40,000	
Special Child Health Case Management 2015	141,367	141,367	
Mental Health Law Project	246,898	246,898	
Gang, Gun & Narcotics Task Force	143,353	143,353	
Bioterrorism Preparedness Program - LINCS Agencies Grant	313,396	313,396	
Stop Violence Against Women Grant (VAWA)	31,930	31,930	
State/Community Partnership Program	830,965	830,965	
Children's Interagency Coordination Council	36,874	36,874	
HUD - Homeless Management Information System	82,893	82,893	

COUNTY OF BERGEN
STATEMENT OF REVENUES - REGULATORY BASIS
CURRENT FUND
FOR THE YEAR ENDED DECEMBER 31, 2016

	Budget	Realized	Excess or (Deficit)
Domestic Violence Intervention Services	503,857	503,857	
Prosecutor Body Armor Replacement	8,520	8,520	
Local Arts Program	96,777	96,777	
County Environmental Health Act Grant (CEHA)	271,170	271,170	
Subregional Support & Intern Grant	15,000	15,000	
CD-Homeless Management Information	20,000	20,000	
State Homeland Security Grant Program	348,570	348,570	
TB Control in Bergen County	287,472	287,472	
Sheriff Body Armor Replacement	40,599	40,599	
Drug Recognition Expert Grant	25,000	25,000	
Basic Center Program Grant	150,886	150,886	
Youth Complex Education Program	305,000	305,000	
HUD - Housing Counseling Program	16,258	16,258	
Drunk Driving Enforcement Fund	8,465	8,465	
Medicare Improvement for Patients & Providers Act (MIPPA)	40,000	40,000	
Medicare Special Benefits Outreach & Enrollment Assistance	40,000	40,000	
Special Project of Nation Significance	16,000	16,000	
Homeless Program (06/16)	301,600	301,600	
Homeless Program (06/17)	1,275,366	1,275,366	
2017 Historical Commission Special Project Grant	12,750	12,750	
FFY16 Urban Areas Security Initiative	357,500	357,500	
FFY16 State Homeland Security Grant Program	463,634	463,634	
	<u>25,987,282</u>	<u>25,987,282</u>	
<i>Other Special Items:</i>			
Added and Omitted Taxes	1,410,131	1,410,131	
Capital Surplus	3,800,000	3,800,000	
Justice Center Parking	132,500	200,000	67,500
Motor Vehicle Surplus - Trust Fund	1,800,000	1,800,000	
Bergen County Improvement Authority	1,307,000	1,307,000	
Shared Services Pension Agreement	372,893	390,305	17,412
INS Inmates	4,136,548	6,782,794	2,646,246
Public Health Priority Funding	3,062,000	3,185,455	123,455
Shared Services - 911 Agreements	62,424	63,673	1,249
Register of Deeds - P.L. 2001 C370	2,660,000	2,822,003	162,003
Surrogate - P.L. 2001 C370	547,000	1,086,425	539,425
Sheriff - P.L. 2001 C370	190,000	222,000	32,000
Shared Services Police Services	309,337	342,784	33,447
Medicare Part D Reimbursement	842,000	979,494	137,494
Interlocal - 911 Agreement- Ridgefield	204,000	204,000	
Housing Authority Lease	185,820	186,180	360
Interlocal - 911 Agreement - Midland Park	135,000	135,000	
Interlocal - 911 Agreement - Wyckoff	180,000	180,000	
Interlocal - 911 Agreement - Lodi	251,000	267,000	16,000
Interlocal - 911 Agreement - Leonia	116,249	156,548	40,299
Reserve for Payment of Interest and Principal	771,966	771,966	
	<u>22,475,868</u>	<u>26,292,758</u>	<u>3,816,890</u>

COUNTY OF BERGEN
STATEMENT OF REVENUES - REGULATORY BASIS
CURRENT FUND
FOR THE YEAR ENDED DECEMBER 31, 2016

	<u>Budget</u>	<u>Realized</u>	<u>Excess or (Deficit)</u>
Total Miscellaneous Revenues Anticipated	131,596,924	140,567,696	8,970,772
Subtotal General Revenues	149,946,924	158,917,696	8,970,772
Amount to be Raised by Taxation	<u>405,044,406</u>	<u>405,044,406</u>	
Budget Totals	\$ <u>554,991,330</u>	563,962,102	<u>8,970,772</u>
Miscellaneous Revenues not Anticipated (Nonbudget)		<u>8,301,935</u>	
		\$ <u>572,264,037</u>	

See accompanying notes to the financial statements.

COUNTY OF BERGEN

STATEMENT OF REVENUES - REGULATORY BASIS

CURRENT FUND

FOR THE YEAR ENDED DECEMBER 31, 2016

Miscellaneous Revenue Not Anticipated:	
Bail Bond Forfeitures	224,556
PILOT Program	172,522
Miscellaneous	37,138
County Clerk - Court Division	680,414
Reimbursement - Indirect Costs	619,886
Title IV-D BC Probation Reimbursement	524,552
Employee Jury Duty Reimbursement	105
Economic Development Job Fair Sponsorship	3,000
Sale of Computer Time - Data Processing	992
Open Public Records Fees	967
Insurance Claims	133,935
Insurance Reimbursement	1,929,761
Performance Bonds - Inspection Fees	71,173
Drain Connection - Site Plan	6,400
Sale of Plans & Specifications	2,004
Subdivision Fees	271,165
Cash Contributions-In Lieu of Construction	343,723
Filing Fees - Construction Board	3,100
NJ-Insurance Franchise Tax	44,264
Police Miscellaneous	1,000
Miscellaneous Police Services	389,145
Safety & Security - Special Event	56,012
Police - Sale of Photographs	1,157
Medical Examiner - Autopsy Protocol	3,140
Division of Consumer Affairs	114,010
FEMA Reimbursements	133,983
9-1-1 Dispatch Service	62,407
Sheriff's Miscellaneous Revenue	455,255
Sheriff Work Release Program	81,459
Prosecutor's Miscellaneous	23,590
General Services Reimbursements	129,659
Scrap Metal	4,921
Vending Machine Commissions	20,371
Recycling Revenue	1,413
Lost Placards	260
Cafeteria - Concession	27,263
Heavy Hauling	1,365
Energy Savings Rebate - PSE&G	395,563
Sale of County Assets	138,187
Various Rental Income	43,642
Interlocal Mechanic Service	4,225
Comm Trans - Advertising	17,012
State Aid -Office on Aging	58,000
Human Services - Interlocal Agreement	1,875
JDC - Interlocal Agreement	431,687
ADV - Client Fees	14,705
Prior Year Credit	600,431
Phone Reimbursement	303
General Court Fees	11,336
Payment In Lieu of Taxes	8,902
	<u>8,301,935</u>
	\$ <u>8,301,935</u>

COUNTY OF BERGEN
STATEMENT OF EXPENDITURES - REGULATORY BASIS

CURRENT FUND

FOR THE YEAR ENDED DECEMBER 31, 2016

	Appropriations		Paid or Charged	Reserved	Unexpended Balance Canceled	Overexpended
	Budget as Adopted	Budget After Modification				
OPERATIONS:						
<i>Legislative Branch</i>						
Board of Chosen Freeholders:						
Salaries and Wages	\$ 199,184	199,184	195,225	3,959		
Clerk of the Board:						
Salaries and Wages	776,046	776,046	744,326	31,720		
Other Expenses	378,500	378,500	268,472	110,028		
<i>Total Legislative Branch</i>	<u>1,353,730</u>	<u>1,353,730</u>	<u>1,208,023</u>	<u>145,707</u>		
<i>Executive Branch</i>						
County Executive:						
Salaries and Wages	1,017,038	1,017,038	981,565	35,473		
Other Expenses	38,998	38,998	38,944	54		
<i>Total County Executive</i>	<u>1,056,036</u>	<u>1,056,036</u>	<u>1,020,509</u>	<u>35,527</u>		
Department of Administration and Finance						
Division of Treasury:						
Salaries and Wages	1,292,000	1,292,000	1,154,147	137,853		
Other Expenses	37,000	37,000	31,800	5,200		
Division of Fiscal Operations:						
Salaries and Wages	285,000	285,000	277,346	7,654		
Other Expenses	2,440,600	2,440,600	2,127,177	313,423		
Division of Personnel:						
Salaries and Wages	713,126	713,126	661,016	52,110		
Other Expenses	24,650	24,650	15,952	8,698		
Division of Purchasing:						
Salaries and Wages	615,000	615,000	603,910	11,090		
Other Expenses	17,825	17,825	17,659	166		

COUNTY OF BERGEN

STATEMENT OF EXPENDITURES - REGULATORY BASIS

CURRENT FUND

FOR THE YEAR ENDED DECEMBER 31, 2016

	Appropriations		Paid or Charged	Reserved	Unexpended Balance Canceled	Overexpended
	Budget as Adopted	Budget After Modification				
Division of Information Technology:						
Salaries and Wages	1,326,337	1,268,337	1,204,939	63,398		
Other Expenses	704,196	704,196	675,002	29,194		
Division of Public Information:						
Salaries and Wages	214,200	214,200	212,095	2,105		
Division of Risk Management:						
Salaries and Wages	59,244	61,244	60,720	524		
Other Expenses	3,507,872	3,507,872	3,410,447	97,425		
Health Benefits	75,180,000	76,780,000	76,731,407	48,593		
Workers' Compensation	3,537,723	3,537,723	3,537,425	298		
Economic Development						
Salaries and Wages	286,525	286,525	282,536	3,989		
Other Expenses	25,000	25,000	24,980	20		
Central Municipal Court:						
Salaries and Wages	894,710	894,710	845,713	48,997		
Other Expenses	32,168	32,168	20,949	11,219		
Salary Adjustment	500,000	500,000	137,415	362,585		
Termination Pay:						
Salaries and Wages	1,700,000	1,700,000	1,595,885	104,115		
Matching Funds for Grants:					105,000	
Other Expenses	105,000	105,000				
B.C.I.A. Other Expenses	200,000	200,000	200,000			
Out-of-County College Reimbursement	110,000	110,000	76,137	33,863		
Total Department of Administration and Finance	93,808,176	95,352,176	93,904,657	1,342,519	105,000	
Department of Health						
Division of Public Health:						
Salaries and Wages	1,367,771	942,771	888,624	54,147		
Other Expenses	559,615	559,615	473,133	86,482		
Bergen County Health Care Center:						
Salaries and Wages	6,347,538	6,347,538	6,560,191			212,653
Other Expenses	3,029,853	3,029,853	3,093,539			63,686

COUNTY OF BERGEN
STATEMENT OF EXPENDITURES - REGULATORY BASIS

CURRENT FUND

FOR THE YEAR ENDED DECEMBER 31, 2016

	Appropriations		Paid or Charged	Reserved	Unexpended Balance Canceled	Overexpended
	Budget as Adopted	Budget After Modification				
Division of Mental Health:						
Salaries and Wages	210,090	210,090	167,781	42,309		
Other Expenses	4,540	4,540	3,266	1,274		
Aid to Mental Health:						
Other Expenses	1,467,200	1,467,200	1,418,821	48,379		
Public Health Priority Funding						
Salaries and Wages	744,938	744,938	744,938			
Other Expenses	52,000	52,000	37,808	14,192		
Shared Services Health Agreements:						
Salaries and Wages	1,592,933	1,592,933	1,592,933	435		
Other Expenses	10,000	10,000	9,565			
Division of Animal Center:						
Salaries and Wages	1,402,655	1,402,655	1,390,599	12,056		
Other Expenses	528,515	613,515	588,637	24,878		
Total Department of Health	17,317,648	16,977,648	16,969,835	284,152		276,339
Department of Human Services:						
Division of Family Guidance:						
Salaries and Wages	4,144,749	3,944,749	3,714,694	230,055		
Other Expenses	359,870	399,870	382,595	17,275		
Division of Community Services:						
Salaries and Wages	1,910,858	2,049,858	1,806,053	243,805		
Other Expenses	3,234,184	3,235,184	2,952,249	282,935		
Division of Aging:						
Salaries and Wages	702,429	702,429	571,204	131,225		
Other Expenses	1,205,068	1,220,068	1,196,849	23,219		
Juvenile Detention Center:						
Salaries and Wages	1,585,590	1,585,590	1,509,103	76,487		

COUNTY OF BERGEN

STATEMENT OF EXPENDITURES - REGULATORY BASIS

CURRENT FUND

FOR THE YEAR ENDED DECEMBER 31, 2016

	Appropriations		Paid or Charged	Reserved	Unexpended Balance Canceled	Overexpended
	Budget as Adopted	Budget After Modification				
Division of Youth and Family Services:						
Other Expenses - State Share	3,297,620	3,297,620	3,297,620			
Total Department of Human Services	16,440,368	16,435,368	15,430,367	1,005,001		
Department of Law:						
Salaries and Wages	1,817,548	1,821,548	1,811,933	9,615		
Other Expenses	69,600	75,600	70,220	5,380		
Mental Patients in State Institutions:						
DMH&H Costs - State Share - Prior Years	1,541	1,541		1,541		
DMH&H Costs - County Share - Prior Years	2,201	2,201	2,201			
Other Expenses - County Share	315,000	315,000	227,917	87,083		
Mentally Retarded - DDD Costs - State Share	32,211,841	32,211,841	32,211,841			
Mentally Retarded - DDD Costs - County Share	652,766	652,766	652,766			
Mental Diseases - DMH&H Costs - State Share	5,356,537	5,356,537	5,356,537			
Mental Diseases - DMH&H Costs - County Share	2,295,659	2,295,659	2,295,659			
Total Department of Law	42,722,693	42,732,693	42,629,074	103,619		
Department of Public Safety						
Division of Safety and Security:						
Salaries and Wages	1,689,710	1,689,710	1,664,477	25,233		
Other Expenses	5,000	5,000	4,947	53		
Division of Weights and Measures:						
Salaries and Wages	573,135	613,135	604,115	9,020		
Other Expenses	103,469	103,469	100,688	2,781		
Division of the Medical Examiner:						
Salaries and Wages	633,210	634,210	634,210	61,230		
Other Expenses	347,650	347,650	286,420			
Division of Emergency Management:						
Salaries and Wages	558,265	558,265	528,941	29,324		
Other Expenses	124,620	124,620	80,615	44,005		

COUNTY OF BERGEN

STATEMENT OF EXPENDITURES - REGULATORY BASIS

CURRENT FUND

FOR THE YEAR ENDED DECEMBER 31, 2016

	Appropriations		Paid or Charged	Reserved	Unexpended Balance Canceled	Overexpended
	Budget as Adopted	Budget After Modification				
Division of Public Safety Oper 911-Dispatch:						
Salaries and Wages	2,703,959	2,833,959	2,833,905	54		
Other Expenses	1,658,800	1,658,800	1,439,436	219,364		
Division of Law and Public Safety:						
Salaries and Wages	1,664,149	1,364,149	1,331,351	32,798		
Other Expenses	470,679	470,679	387,375	83,304		
Total Department of Public Safety	10,532,646	10,403,646	9,896,480	507,166		
Department of Public Works						
Division of General Services:						
Salaries and Wages	3,760,564	3,770,564	3,669,314	101,250		
Other Expenses	8,283,540	8,383,540	6,990,152	1,393,388		
Division of Mechanical Services:						
Salaries and Wages	995,354	995,354	883,956	111,398		
Other Expenses	2,249,000	2,249,000	1,347,160	901,840		
Division of Administration:						
Salaries and Wages	439,498	439,498	423,846	15,652		
Other Expenses	2,525	3,525	2,847	678		
Division of Shared Services:						
Salaries and Wages	66,235	66,235	65,300	935		
Division of Operations:						
Salaries and Wages	542,542	542,542	456,362	86,180		
Other Expenses	835,500	880,500	875,917	4,583		
Division of Community Transportation:						
Salaries and Wages	1,203,571	1,203,571	815,023	388,548		
Other Expenses	60,000	60,000	42,086	17,914		
Division of Mosquito Control:						
Salaries and Wages	937,724	962,724	928,639	34,085		
Other Expenses	145,530	145,530	141,094	4,436		
Total Department of Public Works	19,521,583	19,702,583	16,641,696	3,060,887		

COUNTY OF BERGEN
STATEMENT OF EXPENDITURES - REGULATORY BASIS

CURRENT FUND

FOR THE YEAR ENDED DECEMBER 31, 2016

	Appropriations		Paid or Charged	Reserved	Unexpended Balance Canceled	Overexpended
	Budget as Adopted	Budget After Modification				
Department of Parks						
Division of Cultural and Historic Affairs:						
Salaries and Wages	181,586	201,586	201,586			
Other Expenses	33,075	33,075	30,735	2,340		
Division of Parks and Recreation:						
Salaries and Wages	4,832,524	4,512,524	4,374,510	138,014		
Other Expenses	2,647,131	3,047,131	2,850,326	196,805		
Division of Golf Courses:						
Salaries and Wages	2,878,212	3,037,212	2,928,763	108,449		
Other Expenses	1,062,989	1,068,989	925,048	143,941		
Total Department of Parks	11,635,517	11,900,517	11,310,968	589,549		
Department of Planning and Economic Development						
Division of Construction Board Appeals:						
Other Expenses	375	375	76	299		
Division of Planning and Economic Development:						
Salaries and Wages	1,358,609	1,358,609	1,297,642	60,967		
Other Expenses	44,381	44,381	30,928	13,453		
Division of Engineering:						
Salaries and Wages	1,161,945	1,196,945	1,196,945	2,474		
Other Expenses	62,860	62,860	60,386			
Division of Transportation Planning:						
Other Expenses	29,000	29,000		29,000		
Total Department of Planning and Economic Development	2,657,170	2,692,170	2,585,977	106,193		
<i>Total Executive Branch</i>	215,691,837	217,252,837	210,389,563	7,034,613	105,000	276,339

COUNTY OF BERGEN

STATEMENT OF EXPENDITURES - REGULATORY BASIS

CURRENT FUND

FOR THE YEAR ENDED DECEMBER 31, 2016

	Appropriations		Paid or Charged	Reserved	Unexpended Balance Canceled	Overexpended
	Budget as Adopted	Budget After Modification				
Educational Agencies						
Office of the Superintendent of Schools:						
Salaries and Wages	414,024	414,024	382,400	31,624		
Other Expenses	23,255	23,255	21,711	1,544		
Bergen County Vocational Schools:						
Other Expenses	29,788,657	29,788,657	29,788,657			
Bergen County Community College:						
Other Expenses	19,900,000	19,900,000	19,899,999	1		
Bergen County Special Services School:						
Other Expenses	9,222,239	9,222,239	9,222,239			
Total Educational Agencies	59,348,175	59,348,175	59,315,006	33,169		
Constitutional Officers						
Office of the County Surrogate:						
Salaries and Wages	1,654,702	1,654,702	1,598,306	56,396		
Other Expenses	71,285	71,285	65,884	5,401		
Office of the County Clerk:						
Salaries and Wages	2,565,304	2,575,304	2,567,869	7,435		
Other Expenses	2,167,400	2,189,400	2,132,442	56,958		
Office of the County Prosecutor:						
Salaries and Wages	28,378,231	27,503,231	26,594,486	908,745		
Other Expenses	1,446,000	1,446,000	1,374,619	71,381		
Office of the County Sheriff:						
Salaries and Wages	15,093,233	14,293,233	14,109,225	184,008		
Other Expenses	560,167	665,167	653,782	11,385		
Bureau of Identification - Sheriff:						
Salaries and Wages	5,144,188	4,994,188	4,860,922	133,266		
Other Expenses	152,200	152,200	137,134	15,066		

COUNTY OF BERGEN

STATEMENT OF EXPENDITURES - REGULATORY BASIS

CURRENT FUND

FOR THE YEAR ENDED DECEMBER 31, 2016

	Appropriations		Paid or Charged	Reserved	Unexpended Balance Canceled	Overexpended
	Budget as Adopted	Budget After Modification				
County Jail - Sheriff:						
Salaries and Wages	37,702,515	36,702,515	36,516,553	185,962		
Other Expenses	6,177,232	6,382,232	5,515,221	867,011		
Bureau of Police Services:						
Salaries and Wages	11,654,298	11,654,298	11,619,344	34,954		
Other Expenses	244,500	244,500	140,670	103,830		
Total Constitutional Officers	113,011,255	110,528,255	107,886,457	2,641,798		
Other Boards and Agencies						
Board of Social Services - Welfare						
Administration - County Share	7,337,321	7,337,321	7,337,321			
Temp. Assistance to Needy Families - County Share	321,493	321,493	133,000	188,493		
Supplemental Security Income - State Share	1,471,295	1,471,295	1,200,000	271,295		
Board of Taxation						
Salaries and Wages	490,300	490,300	442,010	48,290		
Other Expenses			(247)	247		
Board of Elections						
Salaries and Wages	433,711	455,711	455,711			
Other Expenses	1,020,169	1,020,169	851,515	168,654		
Superintendent of Elections						
Salaries and Wages	652,644	652,644	643,010	9,634		
Other Expenses	362,750	432,750	425,053	7,697		
Commissioner of Registration						
Salaries and Wages	1,214,535	1,214,535	1,075,895	138,640		
Other Expenses	176,000	176,000	158,810	17,190		
Total Other Boards and Agencies	13,480,218	13,572,218	12,722,078	850,140		

COUNTY OF BERGEN

STATEMENT OF EXPENDITURES - REGULATORY BASIS

CURRENT FUND

FOR THE YEAR ENDED DECEMBER 31, 2016

	Appropriations		Paid or Charged	Reserved	Unexpended Balance Canceled	Overexpended
	Budget as Adopted	Budget After Modification				
Public and Private Programs						
Area Plan Grant	4,315,961	4,315,961	4,315,961			
Vision/Detention Alternatives	101,001	101,001	101,001			
IOLTA Fund Grant	16,280	16,280	16,280			
Human Services Advisory Council (HSAC)	66,073	66,073	66,073			
County Comprehensive Alcohol Program	1,120,483	1,120,483	1,120,483			
US Marshal Regional Fugitive Task Force (10/1/14-9/30/15)	15,000	15,000	15,000			
Senior Citizen & Disabled Residents Trans Program	1,404,961	1,404,961	1,404,961			
Bergen County HIV/CTS Program	106,863	106,863	106,863			
Respite Care Program	565,480	565,480	565,480			
Personal Assistance Services (PASP)	93,054	93,054	93,054			
Medicaid Peer Grouping	1,430,417	1,430,417	1,430,417			
Megan's Law Grant	11,818	11,818	11,818			
Personal Assistance Services (PASP) - Hudson County	24,163	24,163	24,163			
Victims Assistance Grant - VAG	90,177	90,177	90,177			
Juvenile Detention Alternatives Initiatives (JDAI)	68,669	68,669	68,669			
Sheriff IV Reimbursement Grant	572,725	572,725	572,725			
Homeless Program (7/1/15-6/30/16)	229,000	229,000	229,000			
State/Community Partnership	830,965	830,965	830,965			
HUD - Homeless Management Information System	82,893	82,893	82,893			
Domestic Violence Intervention Services	503,857	503,857	503,857			
Local Arts Program	96,777	96,777	96,777			
CD-Homeless Management Information	20,000	20,000	20,000			
Historical Commission Grant (7/1/14-6/30/15)	22,885	22,885	22,885			
Historical Commission Pilot Program	3,500	3,500	3,500			
Drunk Driving Enforcement Fund	8,465	8,465	8,465			
Medicare Special Benefits Outreach & Enrollment Assistance	40,000	40,000	40,000			
Children's Interagency Coordinating Council (CLACC)	36,874	36,874	36,874			
Youth Complex Education Program (9/1/14-6/30/15)	150,000	150,000	150,000			
Mental Health Law Project	246,898	246,898	246,898			
Gang, Gun & Narcotics Task Force	72,236	72,236	72,236			
Veterans Transportation (7/1/15-6/30/16)	26,000	26,000	26,000			
FFY14 Urban Areas Security Initiative (UASI) (9/1/14-8/31/16)	482,288	482,288	482,288			
FFY14 Urban Areas Security Initiative (UASI) (9/1/14-8/31/16)	348,570	348,570	348,570			

COUNTY OF BERGEN

STATEMENT OF EXPENDITURES - REGULATORY BASIS

CURRENT FUND

FOR THE YEAR ENDED DECEMBER 31, 2016

	Appropriations		Paid or Charged	Reserved	Unexpended Balance Canceled	Overexpended
	Budget as Adopted	Budget After Modification				
Area Plan Grant	2,395,109	2,395,109	2,395,109			
Homeless Program (6/16)	72,600	72,600	72,600			
HUD - Veteran's Supportive Housing	88,415	88,415	88,415			
Senior Farmers Market Grant	3,500	3,500	3,500			
County Environmental Health Act (CEHA)	271,170	271,170	271,170			
Job Access and Reverse Commute (JARC)	80,000	80,000	80,000			
Unified Child Care (9/16)	24,986	24,986	24,986			
Bioterrorism Program - LINC'S Agencies Grant	313,396	313,396	313,396			
Work First NJ Administration	114,461	114,461	114,461			
Homeless Program (6/17)	1,275,366	1,275,366	1,275,366			
Aggressive Driving Campaign Program	25,000	25,000	25,000			
Subregional Transportation Planning Program	198,164	198,164	198,164			
Subregional Support & Intern Program	15,000	15,000	15,000			
TB Control Program	15,000	15,000	15,000			
State Health Insurance Program (SHIP)	31,000	31,000	31,000			
Right to Know Program	21,869	21,869	21,869			
Early Intervention Program	1,480,493	1,480,493	1,480,493			
HUD - Housing Counseling Program	16,258	16,258	16,258			
NJ Comprehensive Cancer Control Plan	130,800	130,800	130,800			
TB Control Program	272,472	272,472	272,472			
Clean Communities Program	174,015	174,015	174,015			
Municipal Alliance Program	757,888	757,888	757,888			
Spring House for Women	77,404	77,404	77,404			
Special Child Health Case Management 2015	141,367	141,367	141,367			
Stop Violence Against Women Act (VAWA)	31,930	31,930	31,930			
Special Project of Nation Significance	16,000	16,000	16,000			
Medicare Improvement for Patients & Providers Act (MIPPA)	40,000	40,000	40,000			
Comprehensive Community Project	50,000	50,000	50,000			
Aggressive Driving Campaign Program	25,000	25,000	25,000			
Drug Recognition Expert Grant	25,000	25,000	25,000			
Gang, Gun & Narcotics Task Force	71,117	71,117	71,117			
FFY16 Urban Areas Security Initiative (UASI)	357,500	357,500	357,500			
FFY16 State Homeland Security Program (SHSP)	463,634	463,634	463,634			
Victims of Crime Act Grant Program (VOCA)	210,427	210,427	210,427			

COUNTY OF BERGEN

STATEMENT OF EXPENDITURES - REGULATORY BASIS

CURRENT FUND

FOR THE YEAR ENDED DECEMBER 31, 2016

	Appropriations		Paid or Charged	Reserved	Unexpended Balance Canceled	Overexpended
	Budget as Adopted	Budget After Modification				
Basic Center Program Grant	150,886	150,886	150,886			
Unified Child Care (9/17)	1,690,271	1,690,271	1,690,271			
Prosecutor Body Armor Replacement	8,520	8,520	8,520			
Sheriff Body Armor Replacement	40,599	40,599	40,599			
Cancer Education & Early Detection Program (CEED)	763,409	763,409	763,409			
Youth Complex Education Program	155,000	155,000	155,000			
Venture Program	635,173	635,173	635,173			
2017 Historical Commission Special Project Grant	12,750	12,750	12,750			
Work First New Jersey Administration DOL	40,000	40,000	40,000			
Total Public and Private Programs	25,987,282	25,987,282	25,987,282			
TOTAL OPERATIONS	428,872,497	428,042,497	417,508,409	10,705,427	105,000	276,339
Detail:						
Salaries and Wages	163,283,986	159,752,986	155,419,507	4,546,132	105,000	
Other Expenses (Including Contingent)	265,588,511	268,289,511	262,088,902	6,159,295	105,000	
	428,872,497	428,042,497	417,508,409	10,705,427	105,000	
Capital Improvements						
Capital Improvement Fund	2,800,000	2,800,000	2,800,000			
Acquisition of Office Equipment	100,000	100,000	36,464	63,536		
Total Capital Improvements	2,900,000	2,900,000	2,836,464	63,536		
County Debt Service						
Payment of Bond Principal:						
State Aid - County College Bonds	5,440,000	5,440,000	3,775,000		1,665,000	
Vocational School Bonds	7,611,000	7,611,000	7,611,000			
Other Bonds	44,268,662	44,268,662	42,478,662		1,790,000	
Interest on Bonds:						
State Aid - County College Bonds	753,235	753,235	559,039		194,196	
Vocational School Bonds	2,830,349	2,830,349	2,825,613		4,736	
Other Bonds	19,010,990	19,010,990	19,001,012		9,978	
Interest on Notes	2,600,000	2,600,000	2,516,989		83,011	

COUNTY OF BERGEN
STATEMENT OF EXPENDITURES - REGULATORY BASIS

CURRENT FUND

FOR THE YEAR ENDED DECEMBER 31, 2016

	Appropriations		Paid or Charged	Reserved	Unexpended Balance Canceled	Overexpended
	Budget as Adopted	Budget After Modification				
Green Trust Loan Program:						
Loan Repayments for Principal and Interest	400,000	400,000	159,832		240,168	
Total County Debt Service	<u>82,914,236</u>	<u>82,914,236</u>	<u>78,927,147</u>		<u>3,987,089</u>	
Deferred Charges and Statutory Expenditures						
Contribution to:						
Public Employees' Retirement System	10,598,066	10,598,066	10,575,832	22,234		
Social Security System (O.A.S.I.)	12,578,028	11,753,028	11,418,094	334,934		
Unemployment Compensation Insurance - (NJSA 43:21-3)	470,000	470,000	470,000			
Police and Firemen's Retirement System	16,608,503	18,263,503	18,066,448	197,055		
Define Contribution Retirement Program (DCRP)	50,000	50,000		50,000		
Total Statutory Expenditures	<u>40,304,597</u>	<u>41,134,597</u>	<u>40,530,374</u>	<u>604,223</u>		
Total General Appropriations	\$ <u>554,991,330</u>	<u>554,991,330</u>	<u>539,802,394</u>	<u>11,373,186</u>	<u>4,092,089</u>	<u>276,339</u>

Adopted Budget \$ 542,208,380
Appropriated by N.J.S.A. 40A4-89 12,782,950

\$ 554,991,330

Transferred to Federal and State Grant Fund \$ 25,987,282
Transfer for Miscellaneous Reserves 75,349,552
 Encumbrances 8,356,840
 Cash 430,108,720

\$ 539,802,394

See accompanying notes to the financial statements.

COUNTY OF BERGEN
COMPARATIVE BALANCE SHEET - REGULATORY BASIS

REGULAR TRUST FUNDS

AS OF DECEMBER 31, 2016 and 2015

	<u>Ref.</u>	<u>2016</u>	<u>2015</u>
<u>ASSETS</u>			
Regular Trust Fund:			
Cash and Cash Equivalents	B-1	\$ 66,693,230	\$ 68,249,138
Accounts Receivable	B-3	14,444	12,201
Interfunds	B-2	23,564	22,500
		<u>66,731,238</u>	<u>68,283,839</u>
Self-Insurance Trust Fund			
Cash and Cash Equivalents	B-1	7,341,466	6,280,059
Interfunds	B-2	151,361	
		<u>7,492,827</u>	<u>6,280,059</u>
Community Development Trust Fund			
Cash and Cash Equivalents	B-1	1,451,052	1,243,195
Interfunds	B-2	129	
Due from U.S. Department of Housing & Urban Development - Letters of Credit	B-4	28,021,222	27,389,282
HOME Improvement Program Mortgages Receivable	Contra	8,248,509	8,677,891
Small Business Loans	Contra	141,580	152,024
HOME Investment Mortgages	Contra	9,218,254	9,218,254
American Dream Mortgages	Contra	17,522,558	17,265,459
Principal on American Dream Mortgages	Contra	113,500	113,500
Accounts Receivable - Recovery Fees - Court Order	B-5	9,850	9,850
		<u>64,726,654</u>	<u>64,069,455</u>
Total Assets		<u>\$ 138,950,719</u>	<u>\$ 138,633,353</u>
<u>LIABILITIES, RESERVES AND FUND BALANCE</u>			
Regular Trust Fund:			
Reserve for Dedicated Revenue:			
Motor Vehicle Fines and Road Openings	B-6	\$ 1,979,444	\$ 1,816,185
Weights and Measures	B-7	41,124	43,532
Miscellaneous Trust Accounts	B-8	13,918,329	14,159,738
Reserve for Encumbrances	B-9	17,849,109	27,073,647
Contracts Payable	B-10	1,520,015	2,142,821
Road Permit Deposits	B-11	598,430	549,498
Open Space Trust Fund	B-12	15,016,896	8,681,374
Prosecutor's Trust Fund	B-13	15,797,673	13,817,044
Interfunds	B-2	10,218	
		<u>66,731,238</u>	<u>68,283,839</u>

COUNTY OF BERGEN
COMPARATIVE BALANCE SHEET - REGULATORY BASIS

REGULAR TRUST FUNDS

AS OF DECEMBER 31, 2016 and 2015

	Ref.	2016	2015
<u>LIABILITIES, RESERVES AND FUND BALANCE (continued)</u>			
Self-Insurance Trust Fund:			
Reserve for Self-Insurance Trust Fund	B-14	\$ 7,492,827	\$ 6,252,730
Contracts Payable	B-14		27,329
		7,492,827	6,280,059
Community Development Trust Fund:			
Interfunds	B-2	22,500	22,500
Reserve for Expenditures	B-15	24,349,340	23,437,711
HOME Improvement Mortgages - Principal	B-16	776,155	790,758
HOME Improvement Mortgages - Interest	B-17	2,590,899	2,667,657
Reserve for:			
HOME Improvement Program Mortgages Receivable	Contra	8,248,509	8,677,891
Small Business Loans	Contra	141,580	152,024
HOME Investment Mortgages	Contra	9,218,254	9,218,254
American Dream Mortgages	Contra	17,522,558	17,265,459
Principal on American Dream Mortgages	Contra	113,500	113,500
Program Income	B-18	936,197	936,197
Small Business Loans - Application Fees	B-19	100	100
Small Business Loans - Principal	B-20	545,217	534,774
Small Business Loans - Interest	B-21	64,568	61,353
Interest on HOME Improvement Mortgage Investments	B-22	38,476	38,476
First Time Home Buyer Down Payment Act	B-23	130,301	130,301
First Time Home Buyer Mortgages	B-24	28,500	22,500
		64,726,654	64,069,455
Total Liabilities, Reserves and Fund Balance		\$ 138,950,719	\$ 138,633,353

See accompanying notes to financial statements.

COUNTY OF BERGEN

COMPARATIVE BALANCE SHEET - REGULATORY BASIS

GENERAL CAPITAL FUND

FOR THE YEARS ENDED DECEMBER 31, 2016 and 2015

<u>ASSETS</u>	<u>Ref.</u>	<u>2016</u>	<u>2015</u>
Cash and Cash Equivalents	C-2, C-3	\$ 63,122,700	\$ 67,306,762
Infrastructure Trust Loan Receivable	C-4	170,639	170,639
NJ DOT Receivable	C-5	2,921,199	5,680,333
FEMA Hazard Grant Program Receivable	C-6	3,500,000	3,500,000
School District Receivable	C-7	72,250	72,250
Deferred Charges to Future Taxation:			
Funded	C-8	491,769,605	545,967,437
Unfunded	C-9	407,976,743	331,048,415
Total Assets		<u>\$ 969,533,136</u>	<u>\$ 953,745,836</u>
 <u>LIABILITIES, RESERVES AND FUND BALANCE</u>			
General Serial Bonds	C-10	\$ 488,567,000	\$ 542,090,000
Environmental Infrastructure Trust Loan Payable	C-11	3,199,896	3,716,559
Green Trust Loan	C-12	2,709	160,878
Bond Anticipation Notes Payable	C-13	200,000,000	123,000,000
Capital Improvement Fund	C-14	5,131	87,562
Improvement Authorizations:			
Funded	C-15	24,944,144	32,566,344
Unfunded	C-15	198,403,428	169,581,030
Encumbrances Payable	C-16	50,195,349	75,895,839
Interfunds	C-17	264,169	
Reserve for Arbitrage Rebate	C-18	49,477	42,350
Reserve for Interest	C-19	19,681	19,717
Reserve for Preliminary Expenses	C-20	1,434	1,434
Reserve for Payment of Notes	C-22	247,062	771,966
Total Liabilities and Reserves		<u>965,899,480</u>	<u>947,933,679</u>
Fund Balance	C-1	<u>3,633,656</u>	<u>5,812,157</u>
Total Liabilities, Reserves and Fund Balance		<u>\$ 969,533,136</u>	<u>\$ 953,745,836</u>

There were Bonds and Notes Authorized But Not Issued at December 31, 2016 and 2015 of \$207,976,743 and \$208,048,415 respectively. (C-23)

See accompanying notes to the financial statements.

COUNTY OF BERGEN
STATEMENT OF FUND BALANCE - REGULATORY BASIS
GENERAL CAPITAL FUND
FOR THE YEARS ENDED DECEMBER 31, 2016 and 2015

	<u>2016</u>	<u>2015</u>
Balance - January 1,	\$ 5,812,157	\$ 7,708,795
Increased by:		
Cash Reciepts:		
Premiums on BANs	1,613,187	1,838,152
Outside Funding for Bonded Projects	<u>8,312</u>	<u>15,210</u>
	<u>1,621,499</u>	<u>1,853,362</u>
	7,433,656	9,562,157
Decreased by:		
Appropriation to Current Year Budget	<u>3,800,000</u>	<u>3,750,000</u>
Balance - December 31,	<u>\$ 3,633,656</u>	<u>\$ 5,812,157</u>

See accompanying notes to financial statements.

EXHIBIT D

**COUNTY OF BERGEN
FIXED ASSETS
AS OF DECEMBER 31, 2016 and 2015**

COMPARATIVE BALANCE SHEET - REGULATORY BASIS

	<u>2016</u>	<u>Restated 2015</u>
Land	\$ 968,221,800	\$ 968,221,800
Improvements	373,132,810	373,506,527
Equipment	<u>56,754,955</u>	<u>54,650,394</u>
	<u>\$ 1,398,109,565</u>	<u>\$ 1,396,378,721</u>
 Investment in Fixed Assets	 <u>\$ 1,398,109,565</u>	 <u>\$ 1,396,378,721</u>

THIS PAGE INTENTIONALLY LEFT BLANK

**COUNTY OF BERGEN
NOTES TO FINANCIAL STATEMENTS
DECEMBER 31, 2016 AND 2015**

NOTE 1. SUMMARY OF SIGNIFICANT ACCOUNTING POLICIES

The Governmental Accounting Standards Board (GASB) is the accepted standard-setting body for establishing governmental accounting and financial reporting principles. The GASB Codification establishes seven fund types and two account groups to be used by governmental units when reporting financial position and results of operations in accordance with accounting principles generally accepted in the United States of America (GAAP).

The financial statements of the County of Bergen have been prepared in conformity with accounting principles and practices prescribed by the Division of Local Government Services, Department of Community Affairs, State of New Jersey (the "Division") which is a comprehensive basis of accounting other than accounting principles generally accepted in the United States of America. Such principles and practices are designed primarily for determining compliance with legal provisions and budgetary restrictions and as a means of reporting on the stewardship of public officials with respect to public funds. Under this method of accounting, the County accounts for its financial transactions through the following separate funds which differ from the fund structure required by GAAP.

A. REPORTING ENTITY

The County of Bergen (the "County") was organized under an act of the New Jersey Legislative on November 30, 1675 and operates under an elected Freeholder form of County government. The County's major operations include the County judiciary system; law enforcement, recreation, road and bridge maintenance and construction, the County correctional and penal system, health and welfare, education and general administrative services.

GASB has issued Statement No. 14 which requires the financial reporting entity to include both the primary government and those component units for which the primary government is financially accountable. Financial accountability is defined as appointment of a voting majority of the component unit's board, and either a) the ability to impose will be by the primary government, or b) the possibility that the component unit will provide a financial benefit to or impose a financial burden on the primary government.

However, the counties in the State of New Jersey do not prepare financial statements in accordance with GAAP and thus do not comply with all of the GASB pronouncements. The financial statements contained herein include only those boards, bodies, officers or commissions as required by NJS 40A:5-5. Accordingly, the County does not include the operations of the autonomous agencies including the Bergen County Community College, Bergen County Vocational Schools, Bergen County Special Services School and the Bergen County Housing Authority.

COUNTY OF BERGEN
NOTES TO FINANCIAL STATEMENTS
DECEMBER 31, 2016 AND 2015
(continued)

NOTE 1. SUMMARY OF SIGNIFICANT ACCOUNTING POLICIES (continued)

A. REPORTING ENTITY, (continued)

In April 1995, the State adopted a law that gives the County Executive the authority to veto the minutes of a Utility Authority, Sewerage Authority and Improvement Authority. Based on this law and the criteria set forth in GASB Statement 14, this change would require the financial statements of the Bergen County Utilities Authority, the Northwest Bergen County Utilities Authority and the Bergen County Improvement Authority to be blended into the County Financial Statements as opposed to being shown discretely. The audit reports of the above entities are available at each individual entities location.

B. MEASUREMENT FOCUS, BASIS OF ACCOUNTING AND BASIS OF PRESENTATION

The accounting policies of the County of Bergen conform to the accounting principles applicable to municipalities that have been prescribed by the Division of Local Government Services, Department of Community Affairs, State of New Jersey. Such principles and practices are designed primarily for determining compliance with legal provisions and budgetary restrictions and as a means of reporting on the stewardship of public officials with respect to public funds. Under this method of accounting, the financial transactions and accounts of the County of Bergen are organized on the basis of funds, which is different from the fund structure required by GAAP. A fund is an accounting entity with a separate set of self-balancing accounts established to record the financial position and results of operation of a specific government activity. As required by the Division of Local Government Services, the County accounts for its financial transactions through the following individual funds:

Current Fund – This fund is used to account for the resources and expenditures for government operations of a general nature, including Federal and State grant funds.

Trust Fund – Trust funds are used to account for assets held by the government in a trustee capacity. Funds held by the County as an agent for individual, private organizations or other governments are recorded in the Trust Funds.

Other Trust Fund – This fund is established to account for the assets and resources which are also held by the County as a trustee or agent for individuals, private organizations, other governments and/or other funds. These funds include dedicated fees/proceeds collected, developer deposits and deposited funds with the County as collateral.

Self Insurance Trust Fund – This fund is used to account for expenditures for Worker's Compensation, General Liability, Unemployment, Disability, Health Benefits and Dental insurance claims and premiums.

COUNTY OF BERGEN
NOTES TO FINANCIAL STATEMENTS
DECEMBER 31, 2016 AND 2015
(continued)

NOTE 1. SUMMARY OF SIGNIFICANT ACCOUNTING POLICIES (continued)

B. MEASUREMENT FOCUS, BASIS OF ACCOUNTING AND BASIS OF PRESENTATION (continued)

Community Development Trust Fund – This fund is used to account for grant proceeds and related expenditures for Housing and Urban Development Grant Entitlements.

General Capital Fund – This fund is used to account for the receipts and disbursements of funds used for the acquisition or improvement of general capital facilities, other than those acquired in the Current Fund.

General Fixed Assets Accounting Group – To account for all fixed assets of the County. The County's infrastructure is not reported in the group.

A modified accrual basis of accounting is followed with minor exceptions. The accounting principles and practices prescribed for municipalities by the State of New Jersey differ in certain respects from GAAP applicable to local governments units. The more significant differences are explained in the following paragraphs.

Property Tax Revenues – Real property taxes are assessed to each municipality within the County, based upon a County wide assessment at true equalized value. Taxes are payable in four quarterly installments on February 15, May 15, August 15 and November 15. The amounts of the first and second installments are determined as one-quarter of the total tax levied against the municipality for the preceding year. The installment due the third and fourth quarters is determined by taking the full tax as levied for the current year against the municipality, less the amount previously charged as the first and second installments, the remainder being divided equally. If unpaid on these dates, the amount due becomes delinquent and subject to interest at 6% per annum. In accordance with the accounting principles prescribed by the State of New Jersey, taxes receivable are realized as revenue when collected. Since delinquent taxes are fully reserved, no provision has been made to estimate that portion of the taxes receivable that are uncollectible. GAAP requires property tax revenues to be recognized in the accounting period when they become subsequent to accrual, reduced by an allowance for doubtful accounts.

Miscellaneous Revenues – Miscellaneous revenues are recognized on a cash basis. Receivables for the miscellaneous items that are susceptible to accrual are recorded with offsetting reserves on the balance sheet of the County's Current Fund. GAAP requires such revenues to be recognized in the accounting period when they become susceptible to accrual.

Grant Revenues – Federal and State grants, entitlements or shared revenues received for purposes normally financed through the Current Fund are recognized when anticipated in the County's budget. GAAP requires such revenues to be recognized in the accounting period when they become susceptible to accrual.

COUNTY OF BERGEN
NOTES TO FINANCIAL STATEMENTS
DECEMBER 31, 2016 AND 2015
(continued)

NOTE 1. SUMMARY OF SIGNIFICANT ACCOUNTING POLICIES (continued)

B. MEASUREMENT FOCUS, BASIS OF ACCOUNTING AND BASIS OF PRESENTATION (continued)

Budgets and Budgetary Accounting – An annual budget is required to be adopted and integrated into the accounting system to provide budgetary control over revenues and expenditures. Budget amounts presented in the accompanying financial statements represent amounts adopted by the County and approved by the State Division of Local Government Services, in accordance with N.J.S.A. 40A:4 et seq.

The County is not required to adopt budgets for the following funds:

Trust Funds
General Capital Fund

The governing body shall introduce and approve the annual budget not later than January 26, of the fiscal year. The budget shall be adopted not later than February 25, and prior to adoption must be certified by the Division of Local Government Services, Department of Community Affairs, State of New Jersey. The Director of the Division of Local Government Services, with the approval of the Local Finance Board may extend the introduction and approval and adoption dates of the County budget. The budget is prepared by fund, function, activity and line item (salary or other expense) and includes information on the previous year. The legal level of control for appropriations is exercised at the individual line item level for all operating budgets adopted. Emergency appropriations, those made after the adoption of the budget and determination of the tax rate, may be authorized by the governing body of the County. During the last two months of the fiscal year, the governing body may, by a 2/3 vote, amend the budget through line item transfers. Management has no authority to amend the budget without the approval of the Government Body. Expenditures may not legally exceed budgeted appropriations at the line item level.

During the years ended December 31, 2016 and 2015, the Governing Body approved additional revenues and appropriations of \$12,782,950 and \$11,948,707, respectively, in accordance with N.J.S.A. 40A:4-87. In addition, several budget transfers were approved by the governing body in 2016 and 2015.

Expenditures - unexpended or uncommitted appropriations, at December 31, are reported as expenditures through the establishment of appropriation reserves unless canceled by the governing body. GAAP requires expenditures in the current fund, to be recognized in the accounting period in which the fund liability is incurred, if measurable, except for un-matured interest on general long-term debt, which should be recognized when due.

COUNTY OF BERGEN
NOTES TO FINANCIAL STATEMENTS
DECEMBER 31, 2016 AND 2015
(continued)

NOTE 1. SUMMARY OF SIGNIFICANT ACCOUNTING POLICIES (continued)

B. MEASUREMENT FOCUS, BASIS OF ACCOUNTING AND BASIS OF PRESENTATION (continued)

Encumbrances - contractual orders at December 31, are reported as expenditures through establishment of a reserve for encumbrances. Encumbrances do not constitute expenditures or liabilities under GAAP.

Appropriation Reserves - are available until lapsed at the close of the succeeding year, to meet specific claims, commitments or contracts incurred during the preceding year. Lapsed appropriations reserves are recorded as additions to income. Appropriation reserves are not established under GAAP.

Compensated Absences - expenditures relating to obligations for unused vested accumulated vacation and sick pay are not recorded until paid. GAAP requires that the amount that would normally be liquidated with expendable available financial resources be recorded as an expenditure in the operating funds and the remaining obligations be recorded as a long-term obligation.

Interfunds - advances from the Current Fund are reported as interfunds receivable with offsetting reserves, which are created by charges to operations. Income is recognized in the year the receivables are liquidated. Interfunds receivable in the other funds are not offset by reserves. Under GAAP, interfunds receivable are not recorded through operations.

Deferred Charges to Future Taxation - Funded and Unfunded - Upon the authorization of capital projects, the County establishes deferred charges for the costs of the capital projects to be raised by future taxation. Funded deferred charges relate to permanent debt issued, whereas unfunded deferred charges relate to temporary or non-funding of the authorized cost of capital projects. According to the N.J.S.A. 40A:2-4, the County may levy taxes on all taxable property within the local unit, to repay the debt. Annually, the County raises the debt requirements for that particular year in the current budget. As the funds are raised by taxation, the deferred charges are reduced. GAAP does not require the establishment of deferred charges to future taxation and records proceeds of debt issued as revenue.

Improvement authorizations - in the General Capital Fund represent the unexpended balance of an ordinance appropriation and is similar to the unexpended portion of the budget in the Current Fund. GAAP does not recognize these amounts as liabilities.

General Fixed Assets - N.J.A.C. 5:30-5.6 codifies Technical Accounting Directive No. 86-2, Accounting for Governmental Fixed Assets, as promulgated by the Division of Local Government Services, which differs in certain respects from GAAP, requires the inclusion of a statement of general fixed assets of the County as part of its basic financial statements. It also requires the County to place

COUNTY OF BERGEN
NOTES TO FINANCIAL STATEMENTS
DECEMBER 31, 2016 AND 2015
(continued)

NOTE 1. SUMMARY OF SIGNIFICANT ACCOUNTING POLICIES (continued)

B. MEASUREMENT FOCUS, BASIS OF ACCOUNTING AND BASIS OF PRESENTATION (continued)

a value on all fixed assets put into service, to maintain a subsidiary ledger of detailed records of fixed assets and to provide property management standards to control fixed assets. General Fixed Assets are defined as non-expendable personal property having a physical existence, a useful life of more than five years and an acquisition cost of \$5,000 or more per unit. Public domain (“infrastructure”) general fixed assets consisting of certain improvements other than buildings, such as roads, bridges, curbs and gutters, streets and sidewalks, and drainage systems, are not capitalized.

All fixed assets are valued at historical cost or estimated historical cost if actual historical cost is not available.

No depreciation has been provided for in the financial statements.

Expenditures for construction in progress are recorded in the Capital Fund until such time as the construction is completed and put into operation.

Fixed assets acquired through grants in aid or contributed capital have not been accounted for separately.

GAAP requires that fixed assets be capitalized at historical or estimated historical cost if actual historical cost is not available.

Use of Estimates – The preparation of financial statements requires management of the County to make estimates and assumptions that affect the reported amounts of assets and liabilities and disclosure of contingent assets and liabilities at the date of the financial statements and the reported amounts of revenues and expenses during the reporting period. Accordingly, actual results could differ from those estimates.

Recent Accounting Pronouncements

In February 2015, the Government Accounting Standards Board issued GASB Statement No. 72, Fair Value Measurement and Application. This Statement addresses accounting and financial reporting issues related to fair value measurements. The definition of *fair value* is the price that would be received to sell an asset or paid to transfer a liability in an orderly transaction between market participants at the measurement date. This Statement also provides guidance for determining a fair value measurement for financial reporting purposes. This Statement also provides guidance for applying fair value to certain investments and disclosures related to all fair value measurements. This Statement is effective for periods beginning after June 15, 2015. The County is currently reviewing what effect, if any, this Statement might have on future financial statements.

COUNTY OF BERGEN
NOTES TO FINANCIAL STATEMENTS
DECEMBER 31, 2016 AND 2015
(continued)

NOTE 1. SUMMARY OF SIGNIFICANT ACCOUNTING POLICIES (continued)

B. MEASUREMENT FOCUS, BASIS OF ACCOUNTING AND BASIS OF PRESENTATION (continued)

In June 2015, the Government Accounting Standards Board issued GASB Statement No. 73, Accounting and Financial Reporting for Pensions and Related Assets That Are Not Within the Scope of GASB Statement 68 and Amendments to Certain Provisions of GASB Statements 67 and 68. This Statement is effective for periods beginning after June 15, 2015 – except those provisions that address employers and governmental nonemployer contributing entities for pensions that are not within the scope of Statement 68, which are effective for financial statements for periods beginning after June 15, 2016. The County is currently reviewing what effect, if any, this Statement might have on future financial statements.

In June 2015, the Government Accounting Standards Board issued GASB Statement No. 74, Financial Reporting for Postemployment Benefit Plans Other Than Pension Plans. This Statement applies to OPEB plans and basically parallels GASB Statement 67 and replaces GASB Statement 43 and is effective for periods beginning after June 15, 2016. The County is currently reviewing what effect, if any, this Statement might have on future financial statements.

In June 2015, the Government Accounting Standards Board issued GASB Statement No. 75, Accounting and Financial Reporting for Postemployment Benefits Other Than Pensions. This Statement applies to government employers who provided OPEB plans to their employees and basically parallels GASB Statement 68 and replaces GASB Statement 45. This Statement is effective for periods beginning after June 15, 2017. The County is currently reviewing what effect, if any, this Statement might have on future financial statements.

In June 2015, the Government Accounting Standards Board issued GASB Statement No. 76, The Hierarchy of Generally Accepted Accounting Principles for State and Local Governments, which reduces the GAAP hierarchy to two categories of authoritative GAAP from the four categories under GASB Statement No. 55, The Hierarchy of Generally Accepted Accounting Principles for State and Local Governments. The first category of authoritative GAAP consists of GASB Statements of Governmental Accounting Standards. The second category comprises GASB Technical Bulletins and Implementation Guides, as well as guidance from the American Institute of Certified Public Accountants that is cleared by the GASB. This Statement is effective for periods beginning after June 15, 2015. The County is currently reviewing what effect, if any, this Statement might have on future financial statements.

In August 2015, the Government Accounting Standards Board issued GASB Statement No. 77, Tax Abatement Disclosures, which improve financial reporting by giving users of financial statements essential information that is not consistently or comprehensively reported to the public at present.

COUNTY OF BERGEN
NOTES TO FINANCIAL STATEMENTS
DECEMBER 31, 2016 AND 2015
(continued)

NOTE 1. SUMMARY OF SIGNIFICANT ACCOUNTING POLICIES (continued)

B. MEASUREMENT FOCUS, BASIS OF ACCOUNTING AND BASIS OF PRESENTATION (continued)

Disclosure of information about the nature and magnitude of tax abatements will make these transactions more transparent to financial statement users. As a result, users will be better equipped to understand (1) how tax abatements affect a government's future ability to raise resources and meet its' financial obligations, and (2) the impact those abatements have on a government's financial position and economic condition. The County is currently reviewing what effect, if any, this Statement might have on future financial statements.

In December 2015, the Government Accounting Standards Board issued GASB Statement No. 78, Pensions Provided Through Certain Multiple-Employer Defined Benefit Pension Plans. The objective of this Statement is to address a practice issue regarding the scope and applicability of Statement No. 68, Accounting and Financial Reporting for Pensions. This issue is associated with pensions provided through certain multiple-employer defined benefit pension plans and to state or local governmental employers whose employees are provided with such pensions. This Statement is effective for reporting periods beginning after December 15, 2015. The County is currently reviewing what effect, if any, this Statement might have on future financial statements.

In December 2015, the Government Accounting Standards Board issued GASB Statement No. 79, Certain External Investment Pools and Pool Participants. This Statement addresses accounting and financial reporting for certain external investment pools and pool participants. Specifically, it established criteria for an external investment pool to qualify for making the election to measure all of its investments at amortized cost for financial reporting purposes. This Statement is effective for periods beginning after June 15, 2015, and for certain provisions, periods beginning after December 15, 2015. The County is currently reviewing what effect, if any, this Statement might have on future financial statements.

In January 2016, the Government Accounting Standards Board issued GASB Statement No. 80, Blending Requirements for Certain Component Units, which provides clarity about how certain component units incorporated as not-for-profit corporations should be presented in the financial statements of the primary state or local government. The County does not believe this Statement will have any effect on future financial statements.

In March 2016, the Government Accounting Standards Board issued GASB Statement No. 81, Irrevocable Split-Interest Agreements. The objective of this Statement is to improve accounting and financial reporting for irrevocable split-interest agreements by providing recognition and measurement guidance for situations in which a government is a beneficiary of the agreement. The County does not believe this Statement will have any effect on future financial statements.

COUNTY OF BERGEN
NOTES TO FINANCIAL STATEMENTS
DECEMBER 31, 2016 AND 2015
(continued)

NOTE 1. SUMMARY OF SIGNIFICANT ACCOUNTING POLICIES (continued)

B. MEASUREMENT FOCUS, BASIS OF ACCOUNTING AND BASIS OF PRESENTATION (continued)

In March 2016, the Government Accounting Standards Board issued GASB Statement No. 82, Pension Issues - an Amendment of GASB Statements No. 67, No. 68 and No. 73. The objective of this Statement is to address certain issues that have been raised with respect to Statement No. 67, *Financial Reporting for Pension Plans*, No. 68, *Accounting and Financial Reporting for Pensions*, and No. 73, *Accounting and Financial Reporting for Pensions and Related Assets That Are Not Within the Scope of GASB Statement 68, and Amendments to Certain Provisions of GASB Statements 67 and 68*. This Statement is effective for reporting periods beginning after June 15, 2016. Specifically, this Statement addresses issues regarding (1) the presentation of payroll-related measures in required supplementary information, (2) the selection of assumptions and the treatment of deviations from the guidance in an Actuarial Standard of Practice.

In November 2016, the Government Accounting Standards Board issued GASB Statement No. 83, Certain Asset Retirement Obligations. This Statement establishes criteria for determining the timing and pattern of recognition of a liability and a corresponding deferred outflows of resources for asset retirement obligations (AROs). The County does not believe this Statement will have any effect on future financial statements.

C. BASIC FINANCIAL STATEMENTS

The GASB Codification also requires the financial statements of a governmental unit to be presented in the financial statements in accordance with GAAP. The County presents the financial statements listed in the table of contents which are required by the Division of Local Government Services and which differ from the financial statements required by GAAP. In addition, the Division requires the financial statements listed in the table of contents to be referenced to the supplementary schedules. This practice differs from GAAP.

NOTE 2. CASH, CASH EQUIVALENTS AND INVESTMENTS

Cash

Custodial Credit Risk – Deposits

Custodial credit risk is the risk that in the event of bank failure, the government's deposits may not be returned to it. The County's policy is based on New Jersey Statutes requiring cash be deposited only in New Jersey based banking institutions that participate in New Jersey Governmental Depository Protection Act (GUDPA) or in qualified investments established in New Jersey Statutes 40A:5-15.1(a) that are treated as cash equivalents. As of December 31, 2016 and 2015, \$3,963,417 and \$10,146,403 of the County's bank balance of \$222,235,182 and \$189,191,936, respectively, was exposed to custodial credit risk.

COUNTY OF BERGEN
NOTES TO FINANCIAL STATEMENTS
DECEMBER 31, 2016 AND 2015
(continued)

NOTE 2. CASH, CASH EQUIVALENTS AND INVESTMENTS (continued)

Investments

Investment Rate Risk

The County does not have a formal investment policy that limits investment maturities as a means of managing its exposure to fair value losses arising from increasing interest rates. However, New Jersey Statutes 40A:5-15.1(a) limits the length of time for most investments to 397 days.

Credit Risk

New Jersey Statutes 40A:5-15.1(a) limits municipal investments to those specified in the Statutes. The type of allowance investments are Bonds of the United States of America, bonds or other obligations of the towns or bonds or other obligations of the local unit or units within which the town is located: obligations of federal agencies not exceeding 397 days; government money market mutual funds; the State of New Jersey Cash Management Plan; local government investment pools; or repurchase of fully collateralized securities.

Concentration of Credit Risk

The County places no limit on the amount the County may invest in any one issuer.

NOTE 3. COUNTY DEBT

Long-term debt as of December 31, 2016 consisted of the following:

	<u>Balance</u> <u>Dec. 31, 2015</u>	<u>Additions</u>	<u>Reductions</u>	<u>Balance</u> <u>Dec. 31, 2016</u>	<u>Amount Due</u> <u>Within</u> <u>One Year</u>
Bonds Payable – General Obligation Debt	\$542,090,000	\$47,315,000	\$100,838,000	\$488,567,000	\$53,745,000
Other Liabilities:					
Compensated Absences	23,170,518	1,972,079	2,083,215	23,059,382	
New Jersey:					
DEP Loans	3,716,559		516,663	3,199,896	533,091
Green Trust Loans	160,878		158,169	2,709	2,709
	<u>\$569,137,955</u>	<u>\$49,287,079</u>	<u>\$103,596,047</u>	<u>\$514,828,987</u>	<u>\$54,280,800</u>

COUNTY OF BERGEN
NOTES TO FINANCIAL STATEMENTS
DECEMBER 31, 2016 AND 2015
(continued)

NOTE 3. COUNTY DEBT (continued)

	Balance Dec. 31, 2014	Additions	Reductions	Balance Dec. 31, 2015	Amount Due Within One Year
Bonds Payable – General Obligation Debt	\$591,246,000	\$86,520,000	\$135,676,000	\$542,090,000	\$52,288,000
Other Liabilities:					
Compensated Absences	23,666,493	1,558,017	2,053,992	23,170,518	
New Jersey:					
DEP Loans	4,225,006		508,447	3,716,559	516,662
Green Trust Loans	<u>467,248</u>		<u>306,370</u>	<u>160,878</u>	<u>158,169</u>
	<u>\$619,604,747</u>	<u>\$88,078,017</u>	<u>\$138,544,809</u>	<u>\$569,137,955</u>	<u>\$52,962,831</u>

The Local Bond Law governs the issuance of bonds and notes to finance general capital expenditures. All bonds are retired in serial installments within the statutory period of usefulness. Bonds issued by the County are general obligation bonds, backed by the full faith and credit of the County. Bond anticipation notes, which are issued to temporarily finance capital projects, must be paid off within ten years and five months or retired by the issuance of bonds.

The County's debt is summarized as follows:

	<u>2016</u>	<u>2015</u>
Issued		
General		
Bonds, Notes and Loans	\$954,383,605	\$1,157,846,437
Less: Additional Borrowing for County College Guaranteed by County	9,345,500 <u>442,614,000</u>	11,275,500 <u>488,879,000</u>
Total Subtractions	<u>451,959,500</u>	<u>500,154,500</u>
Net Debt Issued	502,424,105	657,691,937
Authorized But Not Issued		
General		
Bonds, Notes and Loans	<u>207,976,743</u>	<u>208,048,415</u>
Net Bonds and Notes Issued and Authorized But Not Issued	<u>\$710,400,848</u>	<u>\$865,740,352</u>

**COUNTY OF BERGEN
NOTES TO FINANCIAL STATEMENTS
DECEMBER 31, 2016 AND 2015
(continued)**

NOTE 3. COUNTY DEBT (continued)

The summarized statement of debt condition which follows is extracted from the County's Annual Debt Statement, indicates a statutory net debt of .43% and .53% at December 31, 2016 and 2015, respectively.

	<u>Gross Debt</u>	<u>Deductions</u>	<u>Net Debt</u>
<u>2016</u>			
General Debt	<u>\$1,162,360,348</u>	<u>\$451,959,500</u>	<u>\$710,400,848</u>

Net debt of \$710,400,848 divided by equalized valuation basis per N.J.S.A. 40A:2-2, as amended, of \$166,824,155,204 equals .43%.

	<u>Gross Debt</u>	<u>Deductions</u>	<u>Net Debt</u>
<u>2015</u>			
General Debt	<u>\$1,365,894,852</u>	<u>\$500,154,500</u>	<u>\$865,740,352</u>

Net debt of \$865,740,352 divided by equalized valuation basis per N.J.S.A. 40A:2-2, as amended, of \$163,894,415,971 equals .53%.

BORROWING POWER UNDER N.J.S.A. 40A:2-6 AS AMENDED

The County's remaining borrowing power under N.J.S.A. 40A:2-6, as amended, at December 31, was as follows:

	<u>2016</u>	<u>2015</u>
2% of Equalized Valuation Basis	\$3,336,483,104	\$3,277,888,319
Net Debt	<u>710,400,848</u>	<u>865,740,352</u>
Excess Borrowing Power	<u>\$2,626,082,256</u>	<u>\$2,412,147,967</u>

Paid by Current Fund:

General Obligation Bonds

	<u>2016</u>	<u>2015</u>
\$5,744,500, 2004 County College Bonds, due in annual installments of \$354,500 to \$385,000 through October 15, 2019, interest at various rates from 3.75% to 4.00%	\$1,124,500	\$1,509,500
\$5,744,500, 2004 State Aid County College Bonds, due in annual installments of \$354,500 to \$385,000 through October 15, 2019, interest at various rates from 3.75% to 4.00%	1,124,500	1,509,500

COUNTY OF BERGEN
NOTES TO FINANCIAL STATEMENTS
DECEMBER 31, 2016 AND 2015
(continued)

NOTE 3. COUNTY DEBT (continued)

	<u>2016</u>	<u>2015</u>
\$40,295,000, 2006 General Improvement Bonds, due in annual installments of \$2,500,000 to \$4,949,000 through October 15, 2021, interest at various rates from 3.750% to 4.125%	\$	\$3,000,000
\$9,086,000, 2006 Special Services/Vocational School Bonds, due in annual installments of \$600,000 to \$851,000 through October 15, 2021, interest at various rates from 3.750% to 4.125%		650,000
\$46,905,000, 2007 General Improvement Bonds, due in annual installments of \$2,750,000 to \$3,805,000 through October 15, 2023, interest at the rate of 4.00%	3,100,000	6,050,000
\$10,095,000, 2007 Special Services/Vocational School Bonds, due in annual installments of \$635,000 to \$960,000 through October 15, 2022, interest at the rate of 4.00%	715,000	1,405,000
\$6,000,000, 2007 County College Bonds, due in annual installments of \$500,000 to \$700,000 through October 15, 2019, interest at the rate of 4.00%	575,000	1,125,000
\$6,000,000, 2007 State Aid County College Bonds, due in annual installments of \$500,000 to \$700,000 through October 15, 2019, interest at the rate of 4.00%	575,000	1,125,000
\$650,000, 2007 Mini Bonds, due in annual installments of \$650,00 in December 2017, with interest at 4.350%	650,000	650,000
\$44,583,000, 2008 General Improvement Bonds, due in annual installments of \$3,000,000 to \$4,533,000 through November 1, 2023, interest at various rates from 4.25% to 4.75%	6,900,000	10,200,000
\$17,512,000, 2008 School Bonds, due in annual installments of \$1,200,000 to \$1,537,000 through November 1, 2023, interest at various rates from 4.25% to 4.75%	2,625,000	3,900,000
\$3,000,000, 2008 County College Bonds, due in annual installments of \$250,000 to \$305,000 through November 1, 2020, interest at various rates from 4.25% to 4.50%	570,000	840,000
\$3,000,000, 2007 State Aid County College Bonds, due in annual installments of \$250,000 to \$305,000 through November 1, 2020, interest at various rates from 4.25% to 4.50%	570,000	840,000
\$11,276,000, 2008 Hospital Bonds, due in annual installments of \$825,000 to \$1,076,000 through November 1, 2023, interest at various rates from 6.00% to 6.75%	1,825,000	2,700,000
\$610,000, 2008 Mini Bonds, due in annual installments of \$610,000 in December 2018, with interest at 5.00%	610,000	610,000
\$77,852,000, 2009 General Improvement Bonds, due in annual installments of \$3,575,000 to \$7,027,000 through November 1, 2026, interest at various rates from 3.25% to 4.00%	12,650,000	62,727,000

COUNTY OF BERGEN
NOTES TO FINANCIAL STATEMENTS
DECEMBER 31, 2016 AND 2015
(continued)

NOTE 3. COUNTY DEBT (continued)

	<u>2016</u>	<u>2015</u>
\$6,348,000, 2009 Special Services/Vocational School Bonds, due in annual installments of \$350,000 to \$573,000 through November 1, 2024, interest at various rates from 3.25% to 3.875%	\$1,350,000	\$4,473,000
\$4,313,000, 2009 County Hospital Bonds, due in annual installments of \$245,000 to \$388,000 through November 1, 2024, interest at various rates from 3.75% to 5.30%	2,668,000	2,933,000
\$47,465,000, 2010 General Improvement Bonds, due in annual installments of \$1,900,000 to \$3,765,000 through November 1, 2027, interest at various rates from 2.500% to 3.375%	35,865,000	37,765,000
\$5,147,000, 2010 Special Services/Vocational School Bonds, due in annual installments of \$320,000 to \$427,000 through November 1, 2024, interest at various rates from 2.50% to 3.25%	3,237,000	3,592,000
\$1,177,000, 2010 County College Bonds, due in annual installments of \$115,000 to \$142,000 through November 1, 2020, interest at various rates from 2.50% to 3.00%	532,000	652,000
\$1,176,000, 2010 State Aid County College Bonds, due in annual installments of \$115,000 to \$141,000 through November 1, 2020, interest at various rates from 2.50% to 3.00%	531,000	651,000
\$14,217,000, 2010 Series B, Taxable Bonds, due in annual installments of \$1,470,000 to \$2,117,000 through November 1, 2019, interest at various rates from 2.50% to 3.40%	5,767,000	7,437,000
\$43,048,000, 2011 General Improvement Refunding Bonds, due in annual installments of \$1,800,000 to \$3,048,000 through December 1, 2028, interest at various rates from 2.00% to 3.25%	34,048,000	36,248,000
\$3,025,000, 2011 Special Services/Vocational School Bonds, due in annual installments of \$150,000 to \$300,000 through December 1, 2024, interest at various rates from 2.00% to 3.00%	2,175,000	2,375,000
\$2,332,000, 2011 County Taxable Bonds, due in annual installments of \$300,000 to \$432,000 through December 1, 2018, interest at various rates from 2.00% to 2.375%	782,000	1,132,000
\$15,830,000, 2012 General Improvement Refunding Bonds, due in annual installments of \$3,135,000 to \$3,190,000 through June 1, 2018, interest at various rates from 3.00% to 4.00%	6,365,000	9,530,000
\$2,330,000, 2012 Special Services/Vocational School Bonds, due in annual installments of \$465,000 to \$490,000 through June 1, 2018, interest at various rates from 3.00% to 4.00%	940,000	1,395,000
\$10,000,000, 2012 Special Services/Vocational School Bonds, due in annual installments of \$600,000 to \$1,200,000 through December 1, 2023, interest at various rates from 1.00% to 2.00%	7,200,000	8,000,000

COUNTY OF BERGEN
NOTES TO FINANCIAL STATEMENTS
DECEMBER 31, 2016 AND 2015
(continued)

NOTE 3. COUNTY DEBT (continued)

	<u>2016</u>	<u>2015</u>
\$35,800,000, 2012 General Improvement Refunding Bonds, due in annual installments of \$1,500,000 to \$3,000,000 through December 1, 2027, interest at various rates from 1.00% to 2.25%	\$28,800,000	\$30,800,000
\$5,600,000, 2012 County Taxable Bonds, due in annual installments of \$400,000 to \$650,000 through December 1, 2022, interest at various rates from 1.00% to 2.20%	3,700,000	4,250,000
\$4,250,000, 2012 County College Bonds, due in annual installments of \$350,00 to \$400,000 through June 15, 2024, interest at various rates from 2.00% to 2.25%	2,850,000	3,200,000
\$4,250,000, 2012 State Aid County College Bonds, due in annual installments of \$350,000 to \$400,000 through June 15, 2024, interest at various rates from 2.00% to 2.25%	2,850,000	3,200,000
\$9,744,000, 2012 BCIA Governmental Loan Revenue Bonds, due in annual installments of \$860,000 to \$1,610,000 through May 1, 2021, interest at various rates from .838% to 2.959%	6,749,000	7,769,000
\$876,000, 2012 BCIA Governmental Loan Revenue Bonds, due in annual installments of \$281,000 to \$286,000 through May 1, 2016, interest at various rates from .838% to 1.237%		286,000
\$941,000, 2012 BCIA Governmental Loan Revenue Bonds, due in annual installments of \$65,000 to \$131,000 through May 1, 2023, interest at various rates from .838% to 3.259%	704,000	786,000
\$33,035,000, 2013 General Improvement Refunding Bonds, due in annual installments of \$2,335,000 to \$8,340,000 through April 15, 2019, interest at various rates from 1.50% to 4.00%	23,395,000	30,325,000
\$6,250,000, 2013 Special Services/Vocational School Refunding Bonds, due in annual installments of \$1,080,000 to \$1,435,000 through April 15, 2019, interest at various rates from 1.50% to 4.00%	4,015,000	5,170,000
\$750,000, 2013 County College Bonds, due in annual installments of \$150,000 through June 1, 2018, interest at various rates from 1.00% to 2.00%	300,000	450,000
\$750,000, 2013 State Aid County College Bonds, due in annual installments of \$150,000 through June 1, 2018, interest at various rates from 1.00% to 2.00%	300,000	450,000
\$57,855,000, 2013 General Improvement Bonds, due in annual installments of \$1,875,000 to \$3,750,000 through December 1, 2031, interest at various rates from 3.00% to 4.00%	50,230,000	53,230,000
\$7,145,000, 2013 Special Services/Vocational School Refunding Bonds, due in annual installments of \$250,000 to \$500,000 through December 1, 2029, interest at various rates from 3.00% to 4.00%	6,145,000	6,645,000

**COUNTY OF BERGEN
NOTES TO FINANCIAL STATEMENTS
DECEMBER 31, 2016 AND 2015
(continued)**

NOTE 3. COUNTY DEBT (continued)

	<u>2016</u>	<u>2015</u>
\$54,830,000, 2014 General Improvement Bonds, due in annual installments of \$1,605,000 to \$3,060,000 through April 15, 2039, interest at various rates from 2.00% to 5.00%	\$51,550,000	53,225,000
\$40,000,000, 2014 Special Services/Vocational School Bonds, due in annual installments of \$2,000,000 through June 30, 2034, interest at various rates from 2.00% to 3.50%	36,000,000	38,000,000
\$4,250,000, 2014 County College Bonds, due in annual installments of \$425,000 through June 30, 2024, interest at various rates from 2.00% to 3.00%	3,400,000	3,825,000
\$1,600,000, 2015 County College Bonds, due in annual installments of \$105,000 to \$200,000 through June 30, 2025, interest at various rates from 2.00% to 3.00%, Series A	1,495,000	1,600,000
\$1,600,000, 2015 County College Bonds, due in annual installments of \$105,000 to \$200,000 through June 30, 2025, interest at various rates from 2.00% to 3.00%, Series B	1,495,000	1,600,000
\$58,690,000, 2015 General Obligation Refunding Bonds, due in annual installments of \$2,895,000 to \$11,960,000 through October 15, 2023, interest at various rates from 3.00% to 5.00%	58,005,000	58,005,000
\$14,540,000, 2015 Special Services/Vocational School Refunding Bonds, due in annual installments of \$2,895,000 to \$11,960,000 through October 15, 2023, interest at various rates from 3.00% to 5.00%	14,360,000	14,360,000
\$1,935,000, 2015 County College Refunding Bonds, due in annual installments of \$295,000 to \$995,000 through October 15, 2020, interest at various rates from 3.00% to 5.00%	1,900,000	1,900,000
\$1,935,000, 2015 State Aid County College Refunding Bonds, due in annual installments of \$295,000 to \$995,000 through October 15, 2020, interest at various rates from 3.00% to 5.00%	1,900,000	1,900,000
\$6,220,000, 2015 County Hospital Refunding Bonds, due in annual installments of \$55,000 to \$1,145,000 through October 15, 2023, interest at various rates from .926% to 2.708%	6,035,000	6,090,000
\$47,315,000, 2016 General Improvement Refunding Bonds, due in annual installments of \$185,000 to \$7,215,000 through August 15, 2016, interest at various rates from 2.00% to 5.00%	<u>47,315,000</u>	<u> </u>
	<u>\$488,567,000</u>	<u>\$542,090,000</u>

**COUNTY OF BERGEN
NOTES TO FINANCIAL STATEMENTS
DECEMBER 31, 2016 AND 2015
(continued)**

NOTE 3. COUNTY DEBT (continued)

Green Trust Loan Payable

The County has entered into Green Trust Loan agreements with the New Jersey Department of Environmental Protection for the financing of Borg's Wood, Norwood Construction Area and Belmont Park projects:

	<u>2016</u>	<u>2015</u>
\$1,386,120, 1989 Borg's Wood Loan, due in semi-annual installments of \$37,867 to \$42,670 through April 26, 2016 at 2.0%	\$	\$42,670
\$3,578,550, 1989 Norwood Construction Area Loan, due in semi-annual installments of \$97,762 to \$110,161 through February 2, 2016 at 2.0%		110,161
\$88,000, 1983 Belmont Park Loan due in semi-annual installments of \$2,357 to \$2,709 through March 6, 2017, interest at 2.0%	<u>2,709</u> <u>\$2,709</u>	<u>8,047</u> <u>\$160,878</u>

Environmental Infrastructure Trust Loan Payable

The County has entered into a loan agreement with the New Jersey Environmental Infrastructure Trust for the financing related to the Construction of the Overpeck Landfill Park, including the construction of a landfill leachate system, stabilization of banks, storm water management and preparation of the site for redevelopment:

	<u>2016</u>	<u>2015</u>
\$3,675,000, 2007 Trust Loan due in annual installments of \$250,000 to \$345,000 through August 1, 2022, interest at 3.40% to 5.00%	\$1,855,000	\$2,115,000
\$3,708,149, 2007 Trust Loan due in semi-annual installments of \$43,077 to \$243,956 through August 1, 2022, with no interest	<u>1,344,896</u> <u>\$3,199,896</u>	<u>1,601,559</u> <u>\$3,716,559</u>

The County's principal and interest for long-term debt issued and outstanding at December 31, 2016 is as follows:

Year	Bonds		NJFIT Loans		Green Trust Loans		Total
	Principal	Interest	Principal	Interest	Principal	Interest	
2017	\$53,745,000	\$16,423,578	\$533,091	\$86,550	\$2,709	\$27	\$70,790,955
2018	55,620,000	15,157,040	548,982	72,800			71,398,822
2019	54,779,000	13,389,385	564,339	58,300			68,791,024
2020	43,083,000	11,564,374	572,769	46,100			55,266,243
2021	44,886,000	10,054,978	580,913	33,500			55,555,391
2022-2026	154,546,000	30,248,395	399,802	17,250			185,211,447
2027-2031	54,098,000	10,714,983					64,812,983
2032-2036	18,970,000	3,968,725					22,938,725
2037-2039	8,840,000	674,250					9,514,250
	<u>\$488,567,000</u>	<u>\$112,195,708</u>	<u>\$3,199,896</u>	<u>\$314,500</u>	<u>\$2,709</u>	<u>\$ 27</u>	<u>\$604,279,840</u>

**COUNTY OF BERGEN
NOTES TO FINANCIAL STATEMENTS
DECEMBER 31, 2016 AND 2015
(continued)**

NOTE 4. BOND ANTICIPATION NOTES

The County issues bond anticipation notes to temporarily fund various capital projects prior to the issuance of serial bonds. The term of the notes cannot exceed one year but the notes may be renewed from time to time for a period not exceeding one year. Generally, such notes must be paid no later than the first day of the fifth month following the close of the tenth fiscal year following the date of the original notes. The State of New Jersey also prescribes that on or before the third anniversary date of the original note a payment of an amount at least equal to the first legally payable installment of the bonds in anticipation of which such notes are to be renewed beyond the fourth and fifth anniversary date of the original issuance.

On December 31, 2016 and 2015, the County had \$200,000,000 and \$123,000,000, respectively, in outstanding General Capital bond anticipation notes.

The following activity related to bond anticipation notes occurred during the calendar year ended December 31, 2016 and 2015:

<u>2016</u>	<u>Beginning Balance</u>	<u>Additions</u>	<u>Reductions</u>	<u>Ending Balance</u>
Cede & Co.	\$123,000,000	\$	\$123,000,000	\$
Jefferies LLC		163,420,000		163,420,000
Oppenheimer & Co., Inc.		8,400,000		8,400,000
J.P. Morgan Securities LLC		28,180,000		28,180,000
	<u>\$123,000,000</u>	<u>\$200,000,000</u>	<u>\$123,000,000</u>	<u>\$200,000,000</u>
<u>2015</u>	<u>Beginning Balance</u>	<u>Additions</u>	<u>Reductions</u>	<u>Ending Balance</u>
Cede & Co.	\$	\$123,000,000	\$	\$123,000,000
Jefferies LLC	6,400,000		6,400,000	
PNC Capital Markets, LLC	46,600,000		46,600,000	
	<u>\$53,000,000</u>	<u>\$123,000,000</u>	<u>\$53,000,000</u>	<u>\$123,000,000</u>

NOTE 5. PENSION PLANS (continued)

Description of Plans

County employees participate in one of the two contributory, defined benefit public employee retirement systems: the State of New Jersey Public Employees' Retirement System (PERS) or the State of New Jersey Police and Firemen's Retirement System (PFRS); or the Defined Contribution Retirement Program (DCRP), a tax-qualified defined contribution money purchase pension plan under Internal Revenue Code (IRC) 401(a).

COUNTY OF BERGEN
NOTES TO FINANCIAL STATEMENTS
DECEMBER 31, 2016 AND 2015
(continued)

NOTE 5. PENSION PLANS (continued)

Public Employees' Retirement System (PERS)

Plan Description

The State of New Jersey Public Employees' Retirement System (PERS) is a cost-sharing multiple-employer defined benefit pension plan administered by the State of New Jersey, Division of Pensions and Benefits (the "Division"). For additional information about the PERS, please refer to the Division's Comprehensive Annual Financial Report (CAFR) which can be found at www.state.nj.us/treasury/pensions/annrpts.shtml.

Benefits Provided

The vesting and benefit provisions are set by N.J.S.A. 43:15A. PERS provides retirement, death and disability benefits. All benefits vest after ten years of service, except for medical benefits, which vest after 25 years of service or under the disability provisions of PERS. The following represents the membership tiers for PERS:

<u>Tier</u>	<u>Definition</u>
1	Members who were enrolled prior to July 1, 2007
2	Members who were eligible to enroll on or after July 1, 2007 and prior to November 2, 2008
3	Members who were eligible to enroll on or after November 2, 2008 and prior to May 22, 2010
4	Members who were eligible to enroll on or after May 22, 2010 and prior to June 28, 2011
5	Members who were eligible to enroll on or after June 28, 2011

Service retirement benefits of 1/55th of final average salary for each year of service credit is available to Tiers 1 and 2 members upon reaching age 60 and to Tier 3 members upon reaching age 62. Service retirement benefits of 1/60^a of final average salary for each year of service credit is available to Tier 4 members upon reaching age 62 and to Tier 5 members upon reaching age 65. Early retirement benefits are available to Tiers 1 and 2 members before reaching age 60, to Tiers 3 and 4 before age 62 with 25 or more years of service credit and Tier 5 with 30 or more years of service credit before age 65. Benefits are reduced by a fraction of a percent for each month that a member retires prior to the age at which a member can receive full early retirement benefits in accordance with their respective tier. Tier 1 members can receive an unreduced benefit from age 50 to age 60 if they have at least 25 years of service. Deferred retirement is available to members who have at least 10 years of service credit and have not reached the service retirement age for the respective tier.

COUNTY OF BERGEN
NOTES TO FINANCIAL STATEMENTS
DECEMBER 31, 2016 AND 2015
(continued)

NOTE 5. PENSION PLANS (continued)

Police and Firemen's Retirement System (PFRS)

Plan Description

The State of New Jersey Police and Firemen's Retirement System (PFRS), is a cost-sharing multiple-employer defined benefit pension plan administered by the State of New Jersey Division of Pensions and Benefits (the "Division"). For additional information about the PFRS, please refer to the Division's Comprehensive Annual Financial Report (CAFR) which can be found at www.state.nj.us/treasury/pensions/annrpts.shtml.

Benefits Provided

The vesting and benefit provisions are set by N.J.S.A. 43:16A. PFRS provides retirement, death and disability benefits. All benefits vest after ten years of service, except for disability benefits, which vest after 4 years of service. The following represents the membership tiers for PFRS:

<u>Tier</u>	<u>Definition</u>
1	Members who were enrolled prior to May 22, 2010
2	Members who were eligible to enroll on or after May 22, 2010 and prior to June 28, 2011
3	Members who were eligible to enroll on or after June 28, 2011

Service retirement benefits are available at age 55 and are generally determined to be 2% of final compensation for each year of creditable service, as defined, up to 30 years plus 1% for each year of service in excess of 30 years. Members may seek special retirement after achieving 25 years of creditable service, in which benefits would equal 65% (Tiers 1 and 2 members) and 60% (Tier 3 members) of final compensation plus 1% for each year of creditable service over 25 years but not to exceed 30 years. Members may elect deferred retirement benefits after achieving ten years of service, in which case benefits would begin at age 55 equal to 2% of final compensation for each year of service.

Defined Contribution Retirement Program

Prudential Financial jointly administers the DCRP investments with the NJ Division of Pensions and Benefits. If an employee is ineligible to enroll in the PERS or PFRS, the employee may be eligible to enroll in the DCRP. DCRP provides eligible members with a tax-sheltered, defined contribution retirement benefit, along with life insurance and disability coverage. Vesting is immediate upon enrollment for members of the DCRP.

COUNTY OF BERGEN
NOTES TO FINANCIAL STATEMENTS
DECEMBER 31, 2016 AND 2015
(continued)

NOTE 5. PENSION PLANS (continued)

Defined Contribution Retirement Program (continued)

The State of New Jersey, Department of the Treasury, Division of Pensions and Benefits, issues publicly available financial reports that include the financial statements and required supplementary information of the DCRP. The financial reports may be obtained by writing to the State of New Jersey, Department of the Treasury, Division of Pensions and Benefits, PO Box 295, Trenton, New Jersey, 08625-0295.

Employers are required to contribute at an actuarially determined rate. Employee contributions are based on percentages of 5.50% for DCRP of employees' annual compensation, as defined. The DCRP was established July 1, 2007, under the provisions of Chapter 92, P.L. 2007 and expanded under the provisions of Chapter 89, P.L. 2008. Employee contributions for DCRP are matched by a 3% employer contribution.

Contribution Requirements

The contribution policy is set by laws of the State of New Jersey and, in most retirement systems, contributions are required by active members and contributing employers. Plan member and employer contributions may be amended by State of New Jersey legislation. The pension funds provide for employee contributions based on 5.5% for PERS. This amount will increase to 6.5% plus an additional 1% phased in over 7 years beginning 2012 and 8.5% for PFRS, which increased to 10% in October 2011, of the employee's annual compensation, as defined by law. Employers are required to contribute at an actuarially determined rate in all Funds except the SACT. The actuarially determined employer contribution includes funding for cost-of-living adjustments and noncontributory death benefits in the PERS and PFRS. In the PERS and PFRS, the employer contribution includes funding for post-retirement medical premiums.

The County's contribution to the various plans, equal to the required contributions for each year, were as follows:

<u>Year</u>	<u>PERS</u>	<u>PFRS</u>	<u>DCRP</u>
2016	\$10,544,972	\$18,061,644	\$51,793
2015	9,523,674	16,356,935	72,078
2014	8,717,624	15,608,522	59,539

Statement No's 68 and 71 require a state or local government employer to recognize a net pension liability measured as of a date (the measurement date) no earlier than the end of its prior fiscal year. However, since the financial statements are prepared on another comprehensive basis of accounting, the net pension liability of the various pension systems is not recorded in the financial statements and is only required to be disclosed in the notes to the financial statements.

**COUNTY OF BERGEN
NOTES TO FINANCIAL STATEMENTS
DECEMBER 31, 2016 AND 2015
(continued)**

NOTE 5. PENSION PLANS (continued)

Pension Liabilities, Pension Expense, and Deferred Outflows of Resources and Deferred Inflows of Resources Related to Pensions

Public Employees Retirement System (PERS)

At December 31, 2016, the County had a liability of \$363,439,320 for its proportionate share of the PERS net pension liability. The net pension liability was measured as of June 30, 2016, and the total pension liability used to calculate the net pension liability was determined by an actuarial valuation as of that date. The County's proportion of the net pension liability was based on a projection of the County's long-term share of contributions to the pension plan relative to the projected contributions of all participating governmental entities, actuarially determined. At June 30, 2016, the County's proportion was 1.22712531 percent, which was an increase/(decrease) of .01185493 percent from its proportion measured as of June 30, 2015.

For the year ended December 31, 2016, the County recognized pension expense of \$10,544,972. At December 31, 2016, deferred outflows of resources and deferred inflows of resources related to PERS from the following sources:

	<u>Deferred Outflows of Resources</u>	<u>Deferred Inflows of Resources</u>
Difference in actual and expected experience	\$6,758,870	\$
Changes of assumptions	75,285,214	
Net difference between projected and actual earnings on pension plan investments	13,858,272	
Changes in proportion and differences between County contributions and proportionate share of contributions	9,446,566	177,332
County contributions subsequent to the measurement date	<u>10,901,606</u>	<u> </u>
Total	<u>\$116,250,528</u>	<u>\$177,332</u>

Amounts reported as deferred outflows of resources related to pensions resulting from contributions subsequent to the measurement date (June 30, 2016) will be recognized as a reduction of the net pension liability in the subsequent year. Other amounts reported as deferred outflows of resources and deferred inflows of resources related to pensions (excluding changes in proportion) will be recognized in pension expense as follows:

Year ended June 30:	
2017	\$21,591,546
2018	21,591,546
2019	25,014,530
2020	21,015,863
2021	6,688,871

COUNTY OF BERGEN
NOTES TO FINANCIAL STATEMENTS
DECEMBER 31, 2016 AND 2015
(continued)

NOTE 5. PENSION PLANS (continued)

Pension Liabilities, Pension Expense, and Deferred Outflows of Resources and Deferred Inflows of Resources Related to Pensions (continued)

Public Employees Retirement System (PERS) (continued)

Changes in Proportion

The previous amounts do not include employer specific deferred outflows of resources and deferred inflows of resources related to changes in proportion. These amounts should be recognized (amortized) by each employer over the average of the expected remaining service lives of all plan members, which is 5.57, 5.72 and 6.44 years for 2016, 2015 and 2014 amounts, respectively.

Additional Information

Local Group Collective balances at June 30, 2016 and June 30, 2015 are as follows:

	<u>June 30, 2016</u>	<u>June 30, 2015</u>
Collective deferred outflows of resources	\$8,685,338,380	\$3,578,755,666
Collective deferred inflows of resources	870,133,595	993,410,455
Collective net pension liability	29,617,131,759	22,447,996,119
County's Proportion	1.22712531%	1.21527038%

Actuarial Assumptions

The total pension liability for the June 30, 2016 measurement date was determined by an actuarial valuation as of July 1, 2015, which rolled forward to June 30, 2016. This actuarial valuation used the following assumptions, applied to all periods in the measurement.

Inflation	3.08 Percent
Salary Increases:	
Through 2016	1.65-4.15 Percent (based on age)
Thereafter	2.65-5.15 Percent (based on age)
Investment Rate of Return	7.65 Percent

COUNTY OF BERGEN
NOTES TO FINANCIAL STATEMENTS
DECEMBER 31, 2016 AND 2015
(continued)

NOTE 5. PENSION PLANS (continued)

Pension Liabilities, Pension Expense, and Deferred Outflows of Resources and Deferred Inflows of Resources Related to Pensions (continued)

Public Employees Retirement System (PERS) (continued)

Actuarial Assumptions (continued)

The actuarial assumptions used in the June 30, 2015 valuation were based on the results of an actuarial experience study for the period July 1, 2011 to June 30, 2014. It is likely that future experience will not exactly conform to these assumptions. To the extent that actual experience deviates from these assumptions, the emerging liabilities may be higher or lower than anticipated. The more the experience deviates, the larger the impact on future financial statements.

Mortality Rates

Pre-retirement mortality rates were based on the RP-2000 Employee Pre-retirement Mortality Table for male and female active participants. For State employees, mortality tables are set back 4 years for males and females. For local employees, mortality tables are set back 2 years for males and 7 years for females. In addition, the tables provide for future improvements in mortality from the base year of 2013 using a generational approach based on the plans actuary's modified MP-2014 projection scale. Post-retirement mortality rates were based on the RP-2000 Combined Healthy Male and Female Mortality Tables (setback 1 year for males and females) for service retirements and beneficiaries of former members and a one year static projection based on mortality improvement Scale AA. In addition, the tables for service retirements and beneficiaries of former members provide for future improvements in mortality from the base year of 2013 using a generational approach based on the plan actuary's modified MP-2014 projection scale. Disability retirement rates used to value disabled retirees were based on the RP-2000 Disabled Mortality Table (set back 3 years for males and set forward 1 year for females).

Long-Term Rate of Return

In accordance with State statute, the long-term expected rate of return on plan investments (7.65% at June 30, 2016) is determined by the State Treasurer, after consultation with the Directors of the Division of Investments and Division of Pensions and Benefits, the board of trustees and the actuaries. The long-term expected rate of return was determined using a building block method in which best-estimate ranges of expected future real rates of return (expected returns, net of pension plan investment expense and inflation) are developed for each major asset class. These ranges are combined to produce the long-term expected rate of return by weighting the expected future real rates of return by the target asset allocation percentage and by adding expected inflation. Best estimates of arithmetic real rates of return for each major asset class included in PERS's target asset allocation as of June 30, 2016 are summarized in the following table:

COUNTY OF BERGEN
NOTES TO FINANCIAL STATEMENTS
DECEMBER 31, 2016 AND 2015
(continued)

NOTE 5. PENSION PLANS (continued)

Pension Liabilities, Pension Expense, and Deferred Outflows of Resources and Deferred Inflows of Resources Related to Pensions (continued)

Public Employees Retirement System (PERS) (continued)

Long-Term Rate of Return (continued)

<u>Asset Class</u>	<u>Target Allocation</u>	<u>Long-Term Expected Real Rate of Return</u>
Cash	5.00%	.87%
U.S. Treasuries	1.50%	1.74%
Investment Grade Credit	8.00%	1.79%
Mortgages	2.00%	1.67%
High Yield Bonds	2.00%	4.56%
Inflation-Indexed Bonds	1.50%	3.44%
Broad U.S. Equities	26.00%	8.53%
Developed Foreign Markets	13.25%	6.83%
Emerging Market Equities	6.50%	9.95%
Private Equity	9.00%	12.40%
Hedge Funds/Absolute Returns	12.50%	4.68%
Real Estate (Property)	2.00%	6.91%
Commodities	.50%	5.45%
Global Debt ex US	5.00%	-0.25%
REIT	5.25%	5.63%

Discount Rate

The discount rate used to measure the total pension liability was 3.98% and 4.90% as of June 30, 2016 and 2015, respectively. This single blended discount rate was based on the long-term expected rate of return on pension plan investments of 7.65%, and a municipal bond rate of 2.85% and 3.80% as of June 30, 2016 and 2015, respectively, based on the Bond Buyer GO 20-Bond Municipal Bond Index which includes tax-exempt general obligation municipal bonds with an average rating of AA/Aa or higher. The projection of cash flows used to determine the discount rate assumed that contributions from plan members will be made at the current member contribution rates and that contributions from employers will be made based on the contribution rate in the most recent fiscal year. The State contributed 30% of the actuarially determined contributions and the local employers contributed 100% of their actuarially determined contributions. Based on those assumptions, the plan's fiduciary net position was projected to be available to make projected future benefit payments of current plan members through 2034. Therefore, the long-term expected rate of return on plan investments was applied to projected benefit payments through 2034, and the municipal bond rate was applied to projected benefit payments after that date in determining the total pension liability.

**COUNTY OF BERGEN
NOTES TO FINANCIAL STATEMENTS
DECEMBER 31, 2016 AND 2015
(continued)**

NOTE 5. PENSION PLANS (continued)

Pension Liabilities, Pension Expense, and Deferred Outflows of Resources and Deferred Inflows of Resources Related to Pensions (continued)

Public Employees Retirement System (PERS) (continued)

Sensitivity of the Collective Net Pension Liability to Changes in the Discount Rate

The following presents the collective net pension liability of the participating employers as of June 30, 2016, respectively, calculated using the discount rate as disclosed above as well as what the collective net pension liability would be if it was calculated using a discount rate that is 1 -percentage point lower or 1- percentage-point higher than the current rate:

	June 30, 2016		
	1% Decrease	At Current Discount Rate	1% Increase
	<u>2.98%</u>	<u>3.98%</u>	<u>4.98%</u>
County's proportionate share of the pension liability	\$445,352,467	\$363,439,320	\$295,812,916

Pension Plan Fiduciary Net Position

Detailed information about the pension plan's fiduciary net position is available in the separately issued Financial Report for the State of New Jersey Public Employees Retirement System (PERS). The financial report may be accessed at www.state.nj.us/treasury/pensions.

Police and Firemen's Retirement System (PFRS)

At December 31, 2016, the County had a liability of \$408,185,783 for its proportionate share of the PFRS net pension liability. The net pension liability was measured as of June 30, 2016, and the total pension liability used to calculate the net pension liability was determined by an actuarial valuation as of that date. The County's proportion of the net pension liability was based on a projection of the County's long-term share of contributions to the pension plan relative to the projected contributions of all participating governmental entities, actuarially determined. At June 30, 2016, the County's proportion was .0213681217 percent, which was an increase/(decrease) of .0011817577 percent from its proportion measured as of June 30, 2015.

For the year ended December 31, 2016, the County recognized pension expense of \$18,061,644. At December 31, 2016, deferred outflows of resources and deferred inflows of resources related to PFRS from the following sources:

COUNTY OF BERGEN
NOTES TO FINANCIAL STATEMENTS
DECEMBER 31, 2016 AND 2015
(continued)

NOTE 5. PENSION PLANS (continued)

Pension Liabilities, Pension Expense, and Deferred Outflows of Resources and Deferred Inflows of Resources Related to Pensions (continued)

Police and Firemen's Retirement System (PFRS) (continued)

	<u>Deferred Outflows of Resources</u>	<u>Deferred Inflows of Resources</u>
Difference in actual and expected experience	\$	\$2,675,718
Changes of assumptions	56,537,085	
Net difference between projected and actual earnings on pension plan investments	28,600,756	
Changes in proportion and differences between County contributions and proportionate share of contributions	13,594,045	9,953,197
County contributions subsequent to the measurement date	<u>17,422,297</u>	<u> </u>
Total	<u>\$116,154,183</u>	<u>\$12,628,915</u>

Amounts reported as deferred outflows of resources related to pensions resulting from contributions subsequent to the measurement date (June 30, 2016) will be recognized as a reduction of the net pension liability in the subsequent year. Other amounts reported as deferred outflows of resources and deferred inflows of resources related to pensions (excluding changes in proportion) will be recognized in pension expense as follows:

Year ended June 30:	
2017	\$19,739,444
2018	19,739,944
2019	26,596,753
2020	15,727,567
2021	658,914

Changes in Proportion

The previous amounts do not include employer specific deferred outflows of resources and deferred inflows of resources related to changes in proportion. These amounts should be recognized (amortized) by each employer over the average of the expected remaining service lives of all plan members, which is 5.58, 5.53 and 6.17 years for 2016, 2015 and 2014 amounts respectively.

**COUNTY OF BERGEN
NOTES TO FINANCIAL STATEMENTS
DECEMBER 31, 2016 AND 2015
(continued)**

NOTE 5. PENSION PLANS (continued)

Pension Liabilities, Pension Expense, and Deferred Outflows of Resources and Deferred Inflows of Resources Related to Pensions (continued)

Police and Firemen's Retirement System (PFRS) (continued)

Additional Information

Local Group Collective balances at June 30, 2016 and June 30, 2015 are as follows:

	<u>June 30, 2016</u>	<u>June 30, 2015</u>
Collective deferred outflows of resources	\$4,547,316,543	\$3,512,729,953
Collective deferred inflows of resources	688,197,590	871,083,367
Collective net pension liability	20,706,699,056	16,656,514,197
County's Proportion	0.0213681217%	0.0201863640%

Actuarial Assumptions

The total pension liability for the June 30, 2016 measurement date was determined by an actuarial valuation as of July 1, 2015, which rolled forward to June 30, 2016. This actuarial valuation used the following assumptions, applied to all periods in the measurement.

Inflation	3.08 Percent
Salary Increases:	
Through 2026	2.10-8.98 Percent (based on age)
Thereafter	3.10-9.98 Percent (based on age)
Investment Rate of Return	7.65 Percent

Mortality Rates

Pre-retirement mortality rates were based on the RP-2000 Pre-retirement mortality tables projected thirteen years using Projection Scale BB and then projected on a generational basis using the plan actuary's modified 2014 projection scales. Post-retirement mortality rates for male service retirements and beneficiaries are based on the RP-2000 Combined Healthy Mortality Tables projected one year using Projection Scale AA and two years using the plan actuary's modified 2014 projection scales. Post-retirement mortality rates for female service retirements and beneficiaries are based on the RP-2000 Combined Healthy Mortality Tables

**COUNTY OF BERGEN
NOTES TO FINANCIAL STATEMENTS
DECEMBER 31, 2016 AND 2015
(continued)**

NOTE 5. PENSION PLANS (continued)

Pension Liabilities, Pension Expense, and Deferred Outflows of Resources and Deferred Inflows of Resources Related to Pensions (continued)

Police and Firemen's Retirement System (PFRS) (continued)

Mortality Rates, (continued)

projected thirteen years using Projection Scale BB and then two years using the plan actuary's modified 2014 projection scales, which was further projected on a generational basis using the plan actuary's modified 2014 projection scales. Disability mortality rates were based on special mortality tables used for the period after disability.

Long-Term Rate of Return

In accordance with State statute, the long-term expected rate of return on plan investments (7.65% at June 30, 2016) is determined by the State Treasurer, after consultation with the Directors of the Division of Investments and Division of Pensions and Benefits, the board of trustees and the actuaries. The long-term expected rate of return was determined using a building block method in which best-estimate ranges of expected future real rates of return (expected returns, net of pension plan investment expense and inflation) are developed for each major asset class. These ranges are combined to produce the long-term expected rate of return by weighting the expected future real rates of return by the target asset allocation percentage and by adding expected inflation. Best estimates of arithmetic real rates of return for each major asset class included in PFRS's target asset allocation as of June 30, 2016 are summarized in the following table:

<u>Asset Class</u>	<u>Target Allocation</u>	<u>Long-Term Expected Real Rate of Return</u>
Cash	5.00%	.87%
U.S. Treasuries	1.50%	1.74%
Investment Grade Credit	8.00%	1.79%
Mortgages	2.00%	1.67%
High Yield Bonds	2.00%	4.56%
Inflation-Indexed Bonds	1.50%	3.44%
Broad U.S. Equities	26.00%	8.53%
Developed Foreign Markets	13.25%	6.83%
Emerging Market Equities	6.50%	9.95%
Private Equity	9.00%	12.40%
Hedge Funds/Absolute Returns	12.50%	4.68%
Real Estate (Property)	2.00%	6.91%
Commodities	.50%	5.45%
Global Debt ex US	5.00%	-0.25%
REIT	5.25%	5.63%

COUNTY OF BERGEN
NOTES TO FINANCIAL STATEMENTS
DECEMBER 31, 2016 AND 2015
(continued)

NOTE 5. PENSION PLANS (continued)

Pension Liabilities, Pension Expense, and Deferred Outflows of Resources and Deferred Inflows of Resources Related to Pensions (continued)

Police and Firemen's Retirement System (PFRS) (continued)

Discount Rate

The discount rate used to measure the total pension liability was 5.55% and 5.79% as of June 30, 2016 and 2015, respectively. This single blended discount rate was based on the long-term expected rate of return on pension plan investments of 7.65%, and a municipal bond rate of 2.85% and 3.80% as of June 30, 2016 and 2015, respectively, based on the Bond Buyer GO 20-Bond Municipal Bond Index which includes tax-exempt general obligation municipal bonds with an average rating of AA/Aa or higher. The projection of cash flows used to determine the discount rate assumed that contributions from plan members will be made at the current member contribution rates and that contributions from employers and the non-employer contributing entity will be made based on the contribution rate in the most recent fiscal year. The State employer contributed 30% of the actuarially determined contributions and the local employers contributed 100% of their actuarially determined contributions. Based on those assumptions, the plan's fiduciary net position was projected to be available to make projected future benefit payments of current plan members through 2050. Therefore, the long-term expected rate of return on plan investments was applied to projected benefit payments through 2050, and the municipal bond rate was applied to projected benefit payments after that date in determining the total pension liability.

Sensitivity of the Collective Net Pension Liability to Changes in the Discount Rate

The following presents the collective net pension liability of the participating employers as of June 30, 2016, respectively, calculated using the discount rate as disclosed above as well as what the collective net pension liability would be if it was calculated using a discount rate that is 1 -percentage point lower or 1- percentage-point higher than the current rate:

	June 30, 2016		
	1% Decrease	At Current Discount Rate	1% Increase
	<u>4.55%</u>	<u>5.55%</u>	<u>6.55%</u>
County's proportionate share of the pension liability	\$536,246,454	\$408,185,783	\$303,760,008

Pension Plan Fiduciary Net Position

Detailed information about the pension plan's fiduciary net position is available in the separately issued Financial Report for the State of New Jersey Police and Firemen's Retirement System (PFRS). The financial report may be accessed at www.state.nj.us/treasury/pensions.

COUNTY OF BERGEN
NOTES TO FINANCIAL STATEMENTS
DECEMBER 31, 2016 AND 2015
(continued)

NOTE 6. FIXED ASSETS

The following is a summary of the General Fixed Assets as of December 31, 2016 and 2015:

<u>2016</u>	<u>Balance</u> <u>12/31/2015</u>	<u>Additions</u>	<u>Deletions</u>	<u>Balance</u> <u>12/31/2016</u>
Land	\$968,221,800	\$	\$	\$968,221,800
Buildings and Improvements	373,506,527	204,559	578,276	373,132,810
Machinery and Equipment	<u>54,650,394</u>	<u>2,463,952</u>	<u>359,391</u>	<u>56,754,955</u>
	<u>\$1,396,378,721</u>	<u>\$2,668,511</u>	<u>\$937,667</u>	<u>\$1,398,109,565</u>
	Restated			Balance
	Balance			Balance
<u>2015</u>	<u>12/31/2014</u>	<u>Additions</u>	<u>Deletions</u>	<u>12/31/2015</u>
Land	\$968,221,800	\$	\$	\$968,221,800
Buildings and Improvements	372,673,112	833,415		373,506,527
Machinery and Equipment	<u>54,312,017</u>	<u>1,236,104</u>	<u>897,727</u>	<u>54,650,394</u>
	<u>\$1,395,206,929</u>	<u>\$2,069,519</u>	<u>\$897,727</u>	<u>\$1,396,378,721</u>

NOTE 7. FUND BALANCES APPROPRIATED

Fund Balances at December 31, 2016 and 2015, which were appropriated and included in the 2017 and 2016 County Budgets were \$19,350,000 and \$18,350,000 respectively.

NOTE 8. DEFERRED COMPENSATION PLANS

The County has established four deferred compensation plans for its employees under Section 457 of the Internal Revenue Code (IRC). The plans are administered by outside agencies, which pay claims and invest the funds.

The County established a Deferred Compensation Plan as an enhancement program for the benefit of its employees to be provided by Nationwide Retirement Solutions. The County then established a second Deferred Compensation Plan as an enhancement program for the benefit of its employees, to be provided by the Equitable Life Assurance Society of the United States. The third and fourth Deferred Compensation Plans were established to be provided by the Hartford Life Insurance Co., and the Variable Annuity Life Insurance Company (VALIC), respectively. The Plans are substantially similar to one upon which a favorable Private Letter Ruling has been previously obtained from the Federal Internal Revenue Service except for provisions added by reason of the Small Business Job Protection Act of 1996 (United States Public Law No. 104-188), and such provisions are stated in the Plan in terms substantially similar to the text of those provisions in Federal Internal Revenue Code Section 457.

COUNTY OF BERGEN
NOTES TO FINANCIAL STATEMENTS
DECEMBER 31, 2016 AND 2015
(continued)

NOTE 8. DEFERRED COMPENSATION PLANS, (continued)

The plans are available to all County employees and permit them to defer a portion of their salaries until future years. The deferred compensation is not available to employees until termination, retirement, death, or unforeseeable emergency. All amounts of compensation deferred under the plan, all property and rights purchased with those amounts, and all income attributable to those amounts, property or rights are solely property and rights of the individual contributors and are not subject to the claims of the County's general creditors.

NOTE 9. POTENTIAL LIABILITY FOR ACCRUED SICK AND VACATION TIME

Employees accrue sick time at the rate of 15 days per year. The time remains accrued until used. At time of retirement, the accrued unused sick time is used as a basis for calculating terminal leave as follows: present hourly rate times unused one-half accrued sick leave, to a maximum of \$15,000 to \$25,000 depending on the employee's title within their existing contract. The potential terminal leave liability for persons eligible, who are 60 years of age or older, or 10 or more years of service, as of December 31, 2016 and 2015 was \$15,643,149 and \$15,808,061, respectively.

Employees accrue vacation time at the rate of 15 days per year for the first five years of service and 30 days per year thereafter. The time remains accrued for two years; it must be used or it is lost. Terminated employees are paid for accrued time at the current rate. The value of accrued vacation time as of December 31, 2016 and 2015 was \$7,416,233 and \$7,362,457, respectively. No provision is made in the financial statements for the accrued value of terminal leave and vacation time.

NOTE 10. INTERFUND BALANCES AND ACTIVITY

Balance due to/from other funds at December 31, 2016 consist of the following:

\$1,656,798	Due to the Federal and State Grant Fund from the Current Fund for receipts not turned over.
10,218	Due to the Federal and State Grant Fund from the Prosecutor Trust Fund for receipts not turned over.
838	Due to the Regular Trust Fund from the Current Fund for reimbursement of expenditures.
226	Due to the Prosecutor's Trust Fund from the Current Fund for reimbursement of expenditures.
1,361	Due to the Self Insurance Trust Fund from the Current Fund from the Current Fund for reimbursement of expenditures.

COUNTY OF BERGEN
NOTES TO FINANCIAL STATEMENTS
DECEMBER 31, 2016 AND 2015
(continued)

NOTE 10. INTERFUND BALANCES AND ACTIVITY, (continued)

129	Due to the Community Development Trust Fund from the Current Fund from the Current Fund for reimbursement of expenditures.
114,169	Due to the Current Fund from the General Capital Fund for deposits in error.
<u>150,000</u>	Due to the Self Insurance Trust Fund from the General Capital Fund for deposits in error.
<u>\$1,933,739</u>	

Balance due to/from other funds at December 31, 2015 consist of the following:

\$805,792	Due to the Federal and State Grant Fund from the Current Fund for Receipts not turned over.
<u>22,500</u>	Due to the Regular Trust from the Community Development Trust Fund for deposits in error.
<u>\$828,292</u>	

It is anticipated that all interfunds will be liquidated during the fiscal year.

NOTE 11. LEASES

The County leases various buildings located in Hackensack, Lodi and Garfield. The total rent expense for all leases for 2016 and 2015 was \$938,837 and \$885,703, respectively.

NOTE 12. CONTRACTS PAYABLE

Current Fund contracts payable balances for 2016 and 2015 in the amount of \$12,779,317 and \$2,821,181, respectively, does not represent the liability due to vendors and employees for payment of goods or services received by the County. Included in this amount are contracts issued for the purchase of goods and services that have not yet been received.

NOTE 13. RESERVE FOR ARBITRAGE

The County of Bergen has obtained the services of Public Financial Management, Inc. (PFM) to calculate and monitor the arbitrage requirements for certain bond issues. The applicable arbitrage yield requirement is derived from IRS Form 8038-G prepared by Bond Counsel. Reserves have been established in the Capital Fund in accordance with the calculations. As of December 31, 2016 and 2015 the reserve was \$49,477 and \$42,350, respectively.

COUNTY OF BERGEN
NOTES TO FINANCIAL STATEMENTS
DECEMBER 31, 2016 AND 2015
(continued)

NOTE 14. BERGEN COUNTY LEASE BANC PROGRAM

In September 2003, the Bergen County Improvement Authority (the "Authority") issued Bonds in the amount of \$19,395,000, with a final maturity date of May 1, 2009. The \$19,395,000 principal amount of Revenue Bonds, Series 2003 (the "Bonds"), consist of the \$1,480,000 principal amount County Guaranteed Capital Equipment Lease Revenue Bonds, Series 2003A (the "Series 2003A Bonds") and \$17,915,000 principal amount County Taxable Project Revenue Bonds, Series 2003B (the "Series 2003B Bonds").

Many Local Governments have requested the Authority's assistance over the years to finance their capital items and equipment needs at the lowest possible cost. A number of these requests are to finance smaller capital items and equipment needs of Local Governments. The costs attendant with the large, standalone leasing deals between the Authority and Local Governments were often prohibitive for these transactions, which tend to have smaller borrowing amounts.

The Authority (the "lessor") developed its Program in order to access the greatest number of bidders of governmental leases in the tax-exempt market. Under the Program, no bonds would be involved. The Authority, as lessee, would enter into a lease with the successful bidder to provide financing for the capital equipment, and as lessor (although this master lease would designate the Authority as title holder of the lease) the Authority would in turn enter into a sublease with the Local Government participant (the "sublessee"), whereby the Local Government would make lease payments under the sublease subject to appropriation or a general obligation sublease with a non-profit corporation. The Lease and Sublease would have the same terms, be cross-secured, and upon expiration thereof, the Authority would sell the capital equipment financed thereby to the Participant for \$1. The capital equipment would also secure the sublease payments, which Sublease payments and collateral would secure the Lease payments. The Authority acts as a conduit only, and is indemnified by the Sublessee for claims relating to the equipment or the transaction. In addition, the County of Bergen would enter into an agreement with the Authority (the "County Agreement") to provide payments to the Authority if there are insufficient payments under the Sublease, which payments would be subject to appropriation.

On April 21, 2004, the County adopted an ordinance approving the Authority's Leasing Banc Program in an amount not to exceed \$10,000,000. Subsequently during 2006 and again during 2008, the County adopted ordinances re-approving the Lease Bank Program and additional financing therefore not to exceed \$10,000,000 and \$8,000,000, respectively. In accordance with the terms of the "Agreement to Effectuate the Bergen County Improvement Authority's Bergen County Lease Bank Program" between the County and the Authority (the "Agreement"), the County intends to appropriate moneys to the Authority to the extent the lease payment made by the Authority to the original lessor are not sufficient.

On April 20, 2009, the County adopted two ordinances authorizing additional funding to its Lease Banc Program, by a total of \$46,400,000.

COUNTY OF BERGEN
NOTES TO FINANCIAL STATEMENTS
DECEMBER 31, 2016 AND 2015
(continued)

NOTE 15. COUNTY ADMINISTRATION BUILDING

The County entered into a lease agreement with the New Jersey Economic Development Authority (EDA) to finance, design, and construct a County Administration Building and parking garage on land the County owns and has ground-leased to EDA, adjacent to the County Justice Center in Hackensack. Based upon a design and construction budget of \$62.2 million, the building contains approximately 263,000 square feet while the parking garage and associated site parking contains approximately 1,400 parking spaces.

Bergen County will make annual rent payments of approximately \$4.8 million to EDA from 2001 through the end of the term in 2026 and will own the complex for \$1 at the end of the lease. Although greater than past rent due to the 103,000 square foot increase in space over the previous leased location, the rent per square foot of \$18.22 includes furniture, fixtures, and equipment and is very competitive with current market rents. Further, the rent amount is flat and fixed for the term of the lease with no future rent increases. Also, the County consolidated into the facility, various other divisions that were located at remote sites. The County fully maintains and operates the complex.

In November 2003, the County, through its Improvement Authority, issued \$27,595,000 in County Guaranteed Revenue Bonds in order to prepay a portion of rental payments under the lease agreement. The Bonds are dated December 10, 2003 and will mature on November 15, 2018. The Bonds bear a variable interest rate ranging from 1.50% to 5.00%.

Additionally, in August 2005, the County, again through its Improvement Authority, issued \$30,075,000 in County-Guaranteed Revenue Bonds for the purpose of advance refunding of a portion of the EDA's Lease Revenue Bonds maturing November 15, 2026. These bonds are dated August 25, 2005 and have a final maturity on November 15, 2026. The Bonds bear a variable interest rate ranging from 4.00% to 5.00%.

Additionally, in February 2014, the County, again through its Improvement Authority, issued \$12,590,000 in County-Guaranteed Revenue Bonds for the purpose of advance refunding of a portion of the EDA's Lease Revenue Bonds maturing May 15, 2018. These bonds are dated February 13, 2014 and have a final maturity on May 15, 2018. The Bonds bear a variable interest rate ranging from 0.400% to 1.900%.

NOTE 16. BERGEN PINES COUNTY HOSPITAL PROJECT (Now Known as Bergen Regional Medical Center)

In 1998, the County of Bergen (the "County") restructured/repositioned the management, administration, operation and maintenance of Bergen Regional Medical Center, formerly known as Bergen Pines County Hospital (the "Hospital"). Such actions on the part of the County are generally collectively referred to as the "Repositioning Plan".

As part of the Repositioning Plan for the Hospital, and under and pursuant to a Lease and Agreement dated as of December 17, 1997 (the "County/Authority Agreement"), the County, effective as of March 15, 1998:

COUNTY OF BERGEN
NOTES TO FINANCIAL STATEMENTS
DECEMBER 31, 2016 AND 2015
(continued)

NOTE 16. BERGEN PINES COUNTY HOSPITAL PROJECT (Now Known as Bergen Regional Medical Center), (continued)

- (i) transferred to the Bergen County Improvement Authority (the "Authority" or the "BCIA") (a public body corporate and politic created under and pursuant to the provisions of the County Improvement Authorities Law, N.J.S.A. 40:37A-44 et seq.) the license issued by the State Department of Health and Senior Services ("DOHSS") for the operation of the Hospital,
- (ii) leased to the Authority the Bergen Pines Real Property and the Bergen Pines Business Assets for a 19 year period, and
- (iii) assigned to the Authority responsibility, during the Lease Term, for the operation of the Hospital.

As a further part of the Repositioning Plan for the Hospital, and under and pursuant to a Lease and Operating Agreement dated as of December 17, 1997 (the "Authority Lease and Operating Agreement"), the Authority in turn (effective as of March 15, 1998):

- (i) leased the Bergen Pines Real Property and the Bergen Pines Business Assets to Solomon Health Group, LLC ("Solomon"), a private for-profit limited liability company, for a co-terminus 19 year period (the "Lease Term") and
- (ii) assigned to Solomon as the "Manager" responsibility, during the Lease Term, for the management, administration, operation and maintenance of the Hospital.

By an undated Assignment and Guarantor Agreement, effective as of March 15, 1998 between Solomon and Bergen Regional Medical Center, L.P. (the "Manager"), (i) Solomon assigned to the Manager (as "an affiliated entity" formed for profit) all of Solomon's rights and obligations under the Authority Lease and Operating Agreement, as well as under all related agreements, (ii) the Manager assumed such rights and obligations, and (iii) Solomon agreed to serve as guarantor of the performance by the Manager of its obligations under the Authority Lease and Operating Agreement.

Under the license held by the Authority, the Hospital, as a County owned facility, is presently licensed for 1,068 beds, including 321 psychiatric beds, 574 long-term care beds and 173 acute care beds.

Under the terms of the County/BCIA Agreement and the Authority Lease and Operating Agreement, the Manager assumed the responsibility (on a for-profit basis and at its sole cost and expense) for the operation by it (as an independent contractor) of the Hospital, including the responsibility for the maintenance and repair of the facilities and equipment constituting the Bergen Pines Real Property and the Bergen Pines Business Assets, this in exchange for its deriving on account thereof the right to retain all profits from its

COUNTY OF BERGEN
NOTES TO FINANCIAL STATEMENTS
DECEMBER 31, 2016 AND 2015
(continued)

NOTE 16. BERGEN PINES COUNTY HOSPITAL PROJECT (Now Known as Bergen Regional Medical Center), (continued)

operation of the Hospital (after paying all expenses, including the payment to the Authority of rent and a reimbursement for certain administrative costs), with the concomitant obligation on the part of the Manager to bear all losses therefrom (except for losses arising out of certain very limited situations involving such things as Manager-proposed reductions in clinical or direct care programs and Manager-proposed reductions in staffing).

Having as lessors (landlords) ultimately leased the Bergen Pines Real Property and the Bergen Pines Business Assets to the Manager, the County (under the County/Authority Agreement) and the Authority (under the Authority Lease and Operating Agreement) have (as is generally and usually the case for lessors/landlords) retained ultimate financial responsibility for Capital Improvements at the Hospital, defined in Section 1.1 of the BCIA Lease and Operating Agreement as:

Any addition, major repair or replacement, extension, construction or reconstruction of or to a permanent structure facility within the Bergen Pines Real Property of a type not recurring annually or at shorter intervals that (a) is non-consumable in nature; (b) has a useful life of greater than five (5) years; (c) constitutes a permanent part of the Medical Center, (d) is a cost that is properly chargeable to a capital account under general Federal income tax principles, and (e) does not constitute a Maintenance, Repair or Replacement Item, the responsibility for which latter Items was assumed by the Manager.

Under Sections 2.9(d) and 2.9(e) of the Authority Lease and Operating Agreement, in the event that it is determined that a Capital Improvement will be undertaken, the Authority shall at its option determine either that the Manager (as the Authority's agent) shall undertake and complete the Capital Improvement on behalf of (and at the cost and expense of) the Authority or, alternatively, that the Authority (the lessor) shall itself undertake and complete such Capital Improvements. Under Section 2.9 of the County/BCIA Agreement, the County is ultimately responsible to bear the cost and expense of all Capital Improvements undertaken by the Authority or by the Manager on behalf of (and at the expense of) the Authority.

Prior to the implementation of the Repositioning Plan, the County bore all risks, financial and operational, associated with the Hospital. Studies undertaken by consultants to the County advised that future reimbursement-related risks, together with other operational issues associated with a County-owned and operated healthcare institution, warranted (i) a transfer of the Hospital to the Authority and (ii) a contract between the Authority and a private firm for the management and operation of the Hospital by the latter for profit. The Repositioning Plan for the Hospital called for a re-allocation of not only the financial risks, but also the potential benefits, associated with the operation of the institution, with the Manager assuming virtually all operational risks in exchange for the ability to earn all profits from the operation of the Hospital. Former County responsibilities that were (under the Repositioning Plan) affirmatively delegated by the Authority to Solomon (and Bergen Regional Medical Center, L.P. as its successor and as the Manager) (under the Authority Lease and Operating Agreement) include, but are not limited to:

COUNTY OF BERGEN
NOTES TO FINANCIAL STATEMENTS
DECEMBER 31, 2016 AND 2015
(continued)

NOTE 16. BERGEN PINES COUNTY HOSPITAL PROJECT (Now Known as Bergen Regional Medical Center), (continued)

- (1) the “absolute obligation and the unconditional authority to manage and control all phases of the operation, maintenance and administration of Bergen Pines in accordance with all Applicable Laws and at the Manager’s expense, except with respect to Capital Improvements (Section 3.3, 3rd Paragraph);
- (2) the responsibility (at its sole cost and expense) for hiring, compensating, supervising, disciplining and terminating all employees required to operate the Hospital in accordance with the terms and conditions of the Authority Lease and Operating Agreement (Section 3.3(d));
- (3) the obligation to purchase and control all equipment, supplies and services necessary for the operation by it of the Hospital (Section 3.3(g));
- (4) the obligation to “operate, maintain, repair and replace the facilities and equipment comprising the Bergen Pines Real Property and the Bergen Pines Business Assets (at the sole cost and expense of the Manager, except to the extent of Capital Improvements) in such manner and in such condition so that Bergen Pines complies with all Applicable Laws (Section 3.3(t));
- (5) the responsibility for paying “all operating expenses of the Hospital (Section 3.3(m)); and
- (6) the responsibility to “prepare and submit (on behalf of the BCIA) all invoices and other documentation necessary to collect all revenues that are due to the BCIA for services provided at Bergen Pines, from the Medicaid and Medicare programs (or any successor programs thereof), the Social Security Administration, private insurance companies and from all other payers”, which “moneys shall be deposited into the BCIA’s account (Section 3.3(v)).

The Authority (BCIA) issued Taxable Project Notes totaling \$27,000,000 to finance the acquisition by the Authority of a leasehold interest in the Hospital pursuant to the County/Authority Agreement, and related costs. Upon issuance of the Notes, a portion of the proceeds of the Notes was: (1) paid over by the Authority, partially to the County and partially to an escrow fund for the payment of debt service on certain tax-exempt general obligation bonds of the County which were issued to finance costs associated with the Hospital, in each case as partial consideration for the acquisition of such leasehold interest (the remaining consideration to be paid periodically over the term of the County/Authority Agreement); (2) used by the Authority for payment of operating expenses relating to the Hospital; and (3) used to pay costs of issuing the Notes.

COUNTY OF BERGEN
NOTES TO FINANCIAL STATEMENTS
DECEMBER 31, 2016 AND 2015
(continued)

NOTE 16. BERGEN PINES COUNTY HOSPITAL PROJECT (Now Known as Bergen Regional Medical Center), (continued)

At maturity of the Taxable Project Bonds, a new Project Note for \$27,000,000 was issued at 5.33% interest and matured March 7, 2000. On March 7, 2000, the Authority issued County Guaranteed Taxable Project Bonds in the amount of \$28,000,000 with a maturity date of March 17, 2017, with interest rates ranging from 7.17% to 7.77%. The proceeds of said Bonds were used (1) to retire the Project Note, (2) to permanently finance the acquisition by the Authority of the leasehold interest in the Bergen Pines Real Property and the Bergen Pines Business Assets, (3) to generate new funds of \$1,000,000 to finance the cost of the acquisition and construction of various Capital Improvements to the Hospital, (4) to provide working capital for the Authority (including amounts in respect to certain reductions in Medicaid payments attributable to previous Medicaid overpayments), and (5) for the costs of issuance.

The outstanding \$16,270,000 Series 2000 taxable bonds were refunded in 2010 with interest rates ranging from 1.414% TO 3.532% and having a final maturity on March 15, 2017.

Although the Authority, as the holder of the license for the operation of the Hospital is (under Section 3.9 of the Authority Lease and Operating Agreement) entitled to receive all revenues (from all revenue sources) derived from the operation by the Manager (at its sole cost and expense) of the Hospital, the Authority is in turn obligated (under the terms of Section 5.1 and Section 5.2 of the Authority Lease and Operating Agreement) to pay over unto the Manager (as the for-profit independent contractor Manager) all moneys received by the Authority (as the license holder) as the result of the operation by the Manager of the Hospital, such moneys to be paid in the form of (1) a Management Fee in the amount of \$9,000,000 per month and (2) all Additional Revenues (defined as "any Cash Receipts received by [the Authority] during a given month that exceed the Management fee for such month"). Using all such moneys received by it from the Authority, the Manager is (under the terms of Section 3.3 (3rd Paragraph) and Section 3.3(m) of the Authority Lease and Operating Agreement) required to pay all operating expenses in connection with the management, administration, operation and maintenance by it of the Hospital.

As the ultimate recipient from the Authority of all cash receipts (in the form of the Management Fee and all Additional Revenues) derived from the operation by the Manager of the Hospital, the Manager (as the lessee of the Bergen Pines Real Property and the Bergen Pines Business Assets and as the successor to Solomon) is in turn required under Section 2.3 and Section 9.29 (as amended), respectively, of the Authority Lease and Operating Agreement (1) to pay rent to the Authority in the form of Fixed Annual Rent (the original annual amount was \$5,200,000 and the same is escalating annually at 50% of the annual percentage increases in the CPI) and (2) to make an annual reimbursement payment on account of the cost to the Authority of administering and implementing the Authority Lease and Operating Agreement (the "Manager's Annual Administrative reimbursement"). This payment was revised in 2001 to \$300,000, escalating annually by 50% increases in the CPI. (Section 9.29, as amended).

COUNTY OF BERGEN
NOTES TO FINANCIAL STATEMENTS
DECEMBER 31, 2016 AND 2015
(continued)

NOTE 16. BERGEN PINES COUNTY HOSPITAL PROJECT (Now Known as Bergen Regional Medical Center), (continued)

The moneys to which the Authority is entitled on account of Fixed Annual Rent are, together with repayments by the Manager under the hereinafter defined Working Capital Loan, paid over by the Manager to a revenue agent which is required to allocate the first portion of said moneys to the trustee on account of debt service on the BRMC Bonds, with all residual moneys (after provision for payment to the Authority of such of the Authority's operating expenses as are not covered by the Manager's Annual Administrative Reimbursement) transferred by the revenue agent to the County on account of the lease payment required to be made by the Authority to the County under the County Lease.

The Authority has also entered into an interlocal services arrangement with the County to provide administrative and fiscal services to the Authority.

There is in existence (under a Promissory Note dated March 1998 from Solomon to the Authority) an accounts receivable loan by the Authority to the Manager under which there is due from the Manager to the Authority the sum of \$27,124,445 ("Accounts Receivable Loan"). That amount is the actual amount of revenues which were earned by the County as the result of its operation of the Hospital prior to March 15, 1998, but which were collected by the Manager on behalf of the Authority from and after March 15, 1998 and paid over to the Manager as a portion of Additional Revenues. The Accounts Receivable Loan matures on March 14, 2020, which is three (3) years after the Lease Term Closing Date (March 14, 2017) under the Authority Lease and Operating Agreement. The Accounts Receivable Loan is non-interest bearing through March 14, 2014. From and after March 15, 2014 to maturity, interest shall accrue at 50% of the increase in the CPI for the prior Loan Year and such interest shall be paid on March 15 of each subsequent Loan Year for interest accrued with respect to the prior Loan Year. By way of a separate agreement, the accounts receivable loan repayment date of March 14, 2020 has been accelerated to December 31, 2017, with a corresponding reduction on the loan balance to \$22,500,000.

Certain types of Capital Improvement projects at the Hospital are the responsibility of the County or the Authority under the terms of Section 2.9 of the Authority Lease and Operating Agreement. The Authority, on behalf of the County, issued \$2,800,000 of County Guaranteed Bonds in calendar year 2003 for various capital projects at the Hospital. Under Section 2.12, as amended, of the Authority Lease and Operating Agreement the Manager is required to pay for at least \$200,000 of Discretionary Improvements at the Hospital each full calendar year, Discretionary Improvements being improvements which are provided by the manager at the Manager's sole cost and expense under Section 2.7 of the Authority Lease and Operating Agreement and do not constitute Maintenance, Repair or Replacement Items and /or Capital Improvements. Again on November 1, 2008, the County issued taxable bonds in the amount of \$11,726,000, to finance various improvements at the Hospital.

In September 2001, the Manager filed litigation against the Authority in the Superior Court of New Jersey, Law Division, Bergen County, by which the Manger asserted its "Prisoner Care Claims."

COUNTY OF BERGEN
NOTES TO FINANCIAL STATEMENTS
DECEMBER 31, 2016 AND 2015
(continued)

NOTE 16. BERGEN PINES COUNTY HOSPITAL PROJECT (Now Known as Bergen Regional Medical Center), (continued)

The Manager was claiming that the Authority was liable to the Manager on account of costs which had been incurred by the Manager in providing treatment and/or services to inmates of the County Jail and had not been reimbursed by the County to the Manager. The Authority named the County as a Third Party Defendant in connection with the Manager's Prisoner Care Claims.

The Manager's Prisoner Care Claims against the Authority and the Authority's third-party claims against the County arising therefrom were settled and dismissed pursuant to the Global Settlement Agreement under which the County agreed to pay (and did pay) the Manager fees certain and the Manager agreed to amend Section 3.10 of the Authority Lease and Operating Agreement so as:

- (a) To cause the County to be responsible to compensate the Manager (within 60 days after the receipt by the County of the Manager's invoices) in accordance with the applicable N.J. Medicaid Guidelines and DRG, as published in N.J.A.C. Title 10, Chapter 10 (the "Medicaid Rules"), for the "actual costs" of the Manager's providing at Bergen Pines services to:
 - (i) "Inmates" of the Bergen County Jail;
 - (ii) "State" inmates;
 - (iii) Patients brought to the Hospital by municipal police officers (or other local law enforcement units) rather than Sheriff's officers;
 - (iv) Inmates for whose services another reimbursement source or third party payer made a partial payment for services; and
 - (v) Patients for whom a court ordered either a psychiatric evaluation or a commitment or any other medical treatment or diagnostic service; such compensation by the county to be considered an outside source of revenue and not to be deposited into the Authority's operating account; provided, however, that the Manager shall be required to seek all available reimbursement for the cost of its care to inmates, provided that the County takes all necessary actions, including (a) any necessary pre-certifications or other pre-admission approvals (including pre-certification of State prisoners/inmates), (b) full cooperation with the Manager and (c) provision of all necessary information to the Manager on a timely basis, and
- (b) To cause the Manager (as a regional provider of Psychiatric Services and at the request of the BCIA) to provide psychiatric treatment and/or services for inmate residents at other counties' jails and at New Jersey State Correctional Facilities, provided, however, that (notwithstanding the other provisions of Section 3.10 pursuant to which the County is required to pay for the Manager's

COUNTY OF BERGEN
NOTES TO FINANCIAL STATEMENTS
DECEMBER 31, 2016 AND 2015
(continued)

NOTE 16. BERGEN PINES COUNTY HOSPITAL PROJECT (Now Known as Bergen Regional Medical Center), (continued)

(c) rendering of services to inmates) the costs of providing such psychiatric treatment to such out-of-county inmates (including the costs associated with security) shall be the sole responsibility of the Manager and all revenues deriving from such services shall be paid to and retained by the Manager; and provided further that the Manager need not provide such services if the Manager's cost of providing same (including the costs of security) exceeds the revenues received for such services.

NOTE 17. INMATE MEDICAL SERVICES

Billings for inmate medical services rendered to a prisoner in the Bergen County Jail is ultimately the responsibility of the County. The hospital is responsible to use its best efforts to collect amounts due from any source at the earliest possible date and to the greatest extent practicable (as permitted under applicable law). Additionally, a review of each bill is managed through an outside consultant in order to determine the reasonability of service. Due to this extensive process, the County cannot determine its liability until the process is complete, thus the County treats these billings on a pay-as-you-go basis, charging its current year appropriations.

NOTE 18. RISK MANAGEMENT

The County is exposed to various risks of loss related to general liability, automobile coverage, damage and destruction of assets; errors and omissions; injuries to employees; and natural disasters. The County established a self-insurance program in accordance with the New Jersey Statute Chapter 40A:10. The Chapter enables the governing body of any local unit to create a fund to provide insurance coverage for its exposure to a wide variety of property casualty risks, including:

- Property damage caused to any of the unit's property, motor vehicles, equipment or apparatus.
- Liability resulting from the use or operation of such motor vehicles, equipment, or apparatus.
- Liability for the unit's negligence, including that of its officers, employees, and servants.
- Workers' compensation obligations.
- Health benefits, dental and prescription

The County self-insures for its automobile, general liability, and workers' compensation exposures. The County has purchased excess health benefit coverage for losses in excess of \$150,000. Additionally, the County maintains insurance policies covering property, fire, water utility, boiler and machinery, and employee fidelity. Various deductibles, limits, and coinsurance provisions apply to these policies.

**COUNTY OF BERGEN
NOTES TO FINANCIAL STATEMENTS
DECEMBER 31, 2016 AND 2015
(continued)**

NOTE 18. RISK MANAGEMENT (continued)

For the years ended December 31, 2016 and 2015, the County has expended a total of \$71,347,000 and \$68,254,358 for the above programs. Post-employment health benefits are also included for eligible retirees.

During the year ended December 31, 2001, the County authorized \$15,115,000 in debt to help fund this reserve in accordance with an actuarial study. In 2002, the County issued a Note to fund this insurance reserve. On September 30, 2003, the County, through the Improvement Authority, issued \$17,915,000 Taxable Project Revenue Bonds, Series 2003B. Of this amount, \$15,115,000 was used to permanently finance this reserve for the County.

New Jersey Unemployment Compensation Insurance – The County has elected to fund its New Jersey Unemployment Compensation Insurance under the “Benefit Reimbursement Method”. Under this plan, the County is required to reimburse the New Jersey Unemployment Trust Fund for benefits paid to its former employees and charged to its account with the State. The County is billed quarterly for amounts due to the State. The following is a summary of County contributions, employee contributions, reimbursements to the State for benefits paid and the ending balance of the County’s trust fund for the current and previous two years:

December 31,	Interest Earnings/County or Employee Contributions	Amount Reimbursed	Ending Balance
2016	\$802,207	\$447,220	\$2,245,216
2015	1,551,439	424,922	1,890,229
2014	551,323	486,319	763,712

NOTE 19. POST RETIREMENT BENEFITS

PLAN DESCRIPTION

The County of Bergen provides lifetime medical benefits to County employees who retire under the following conditions:

- After twenty-five years of State pension membership; or
- Upon a disability retirement

Employees who do not meet the above requirements and retire after age 60 may purchase coverage for themselves and their dependents through direct billing.

Eligible retirees are provided several medical benefit plans to select from. Their selections can be changed during open enrollment periods. Members who become Medicare eligible must enroll in both Part A and Part B in order to maintain eligibility in the County plan. For retirees with 25 years of services, Part B premiums are reimbursed by the County.

COUNTY OF BERGEN
NOTES TO FINANCIAL STATEMENTS
DECEMBER 31, 2016 AND 2015
(continued)

NOTE 19. POST RETIREMENT BENEFITS (continued)

PLAN DESCRIPTION, (continued)

Dependents of retirees are covered until the death of the retiree, however, dependent spouses may continue coverage through direct billing of the retiree. Parks Department spouses maintain coverage at no cost.

The number of retirees receiving retiree benefits as of December 31, 2016, the effective date of the biannual Other Post-Employment Benefit, herein referred to as "OPEB", valuation is 1,327. Of these, 734 retirees retain dependent or spousal coverage. Active employees number 2,120 of whom 323 are eligible to retire as of the valuation date. There have been no significant changes in the number of covered retirees or type of coverage since the valuation date. The average age of the active population is 48 and the average age of the retiree population is 68.

FUNDING POLICY

The County currently accounts for these post retirement benefits on a pay-as-you-go basis.

ACTUARIAL VALUATION RESULTS

The Actuarial Accrued Liability for current retirees and for current active employees for a total accrued liability (unfunded) of \$1,094,413,603 as of December 31, 2016.

Summary of Valuation Results -- December 31, 2016 -- Per Actuarial Valuation (in thousands)

Actuarial Accrued Liability*	\$1,094,414
Normal Cost	12,774
Discount Rate	4.5%

*This amount is calculated by subtracting the Assets and Normal Cost and adding Benefit Payments with interest to Actuarial Accrued Liability to account for the end of the year valuation date.

The following table utilizes the actuarially determined contribution for the year ended December 31, 2016 as opposed to actual payments. Differences between the actual expenditures and the actuarial contributions include discounts, deductibles, co-payments, and actuarial factors identified under 'actuarial assumptions and methods' below.

COUNTY OF BERGEN
NOTES TO FINANCIAL STATEMENTS
DECEMBER 31, 2016 AND 2015
(continued)

NOTE 19. POST RETIREMENT BENEFITS (continued)

ACTUARIAL VALUATION RESULTS (continued)

Annual Required Contribution and OPEB Cost (in Thousands)

	<u>2016</u>	<u>2015</u>
Normal Cost with Interest	\$12,774	\$12,774
Amortization of Unfunded Actuarial Accrued Liability over 30 Years	<u>67,188</u>	<u>67,188</u>
Annual Required Contribution	79,962	79,962
Interest on Net OPEB Obligation	<u>12,434</u>	<u>12,434</u>
Annual OPEB Cost	92,396	92,396
Less: Actuarial Contribution Determination (as updated)	<u>20,086</u>	<u>26,004</u>
Net Change in OPEB Obligation	72,310	66,392
Net OPEB Obligation, Beginning of Year	<u>342,703</u>	<u>276,311</u>
Net OPEB Obligation, End of Year	<u>\$415,013</u>	<u>\$342,703</u>

Under GASB Statement 45 the County would recognize the cost of other post-employment benefits in the year when the employee services are received, report the accumulated liability from prior years, and provide information useful in assessing potential demands on the County's future cash flows. The unfunded actuarial accrued liability is amortized as a level dollar amount using an open period of 30 years. However, since the County is using the modified accrual basis of accounting as prescribed by the State of New Jersey, Department of Community Affairs, Division of Local Government Services, the County is not required to show any accrued liability on the face of its financial statements, only to the notes to those financial statements.

The actuarial assumptions used to value the County's post-employment benefits are of three types, economic, medical benefit and demographic.

Health care economic assumptions were selected based on those used by the State Health Benefits Program in calculating SHBP member OPEB requirements taken from its June 22, 2016 actuarial report prepared by its outside consultant.

ACTUARIAL ASSUMPTIONS AND METHODS

Demographic assumptions were selected based upon those used by the State Division of Pensions and Benefits in calculating pension benefits taken from its June 22, 2016 actuarial report prepared by its outside consultant.

COUNTY OF BERGEN
NOTES TO FINANCIAL STATEMENTS
DECEMBER 31, 2016 AND 2015
(continued)

NOTE 19. POST RETIREMENT BENEFITS (continued)

ACTUARIAL VALUATION RESULTS (continued)

The actuarial cost method utilized for the County's actuarial valuation is the Projected Unit Credit method. It is an acceptable method under GASB Statement 45 and is a method whereas an actuarial accrued liability is determined as the actuarial present value of the portion of projected benefits which is allocated to service before the current plan year. In addition, a normal cost is determined as the actuarial present value of the portion of projected benefits which is allocated to service in the current plan year for each active participant under the assumed retirement age. The normal cost amount is expected to increase annually at the discount rate, currently 4.50%. In addition, the asset valuation method is not applicable, as the plan is currently unfunded.

NOTE 20. OPEN SPACE, RECREATION, FARMLAND, AND HISTORIC PRESERVATION TRUST FUND

The County has established a Trust Fund in which the County will retain 70% of the fund to acquire land, improve recreation facilities, and preserve farmland and historic areas throughout Bergen County, with the remaining 30% to assist municipalities to acquire and improve outdoor recreation facilities.

The County will raise up to one cent per \$100 of total County equalized real property valuation during each of the next five years to fund this Trust.

During 1999 the County established a Trust Fund for the above. As of December 31, 2016 and 2015, the fund had a balance of \$31,326,752 and \$34,043,656, respectively.

Included in the balance as of December 31, 2016 and 2015, is \$16,309,856 and \$25,362,282 in contracts payable set aside for various municipalities in the County.

NOTE 21. OVERPECK PARK

The County of Bergen owns Overpeck County Park, which had been a municipal sanitary landfill from 1952 to 1975. Four hundred acres of the site remain undeveloped. The site was conveyed to the County by the Village of Ridgefield Park, Township of Teaneck, Borough of Leonia, Borough of Palisades Park and City of Englewood for the purpose of development as a public park. The site to be developed includes land in Ridgefield Park, Teaneck, Leonia and Palisades Park.

The County entered into an amended final judgment on October 1, 2002 that requires the redevelopment of portions of the site by September 30, 2009. The natural forces of erosion have caused the site to deteriorate. It is necessary to close the landfill under present D.E.P. requirements to develop the park facilities in the future.

COUNTY OF BERGEN
NOTES TO FINANCIAL STATEMENTS
DECEMBER 31, 2016 AND 2015
(continued)

NOTE 21. OVERPECK PARK (continued)

The County, through a grant agreement with the Bergen County Improvement Authority (the "BCIA") has transferred the responsibility for the closure and redevelopment of the landfill to the BCIA. As part of this agreement, the BCIA issued Notes in the amount of \$12,000,000. Such debt is cross collateralized by the County with its full faith and credit pursuant to N.J.S.A. 40:37A-80.

Pursuant to the Agreement, within 45 days of the issuance of the \$12,000,000 Bond or Note, the BCIA paid \$8,500,000 to the County as a first licensing fee payment (which has been included as a revenue in the County's 2003 Budget). On September 8, 2005 the BCIA permanently financed these notes and issued a \$12,000,000 Taxable Revenue Bond, Guaranteed by the County.

Under the terms of the Agreement, the balance of the funds was used for all expenses relating to the project. Included in these costs is a \$2,500,000 payment to the municipalities (part of the court order). The remaining \$1,000,000 is made up of capitalized interest for two years (Note interest) engineering and licensing costs (NJDEP) and usual costs of issuance.

An analysis of the cost estimates for the closure and post closure of the landfill was performed. The report, which was received in April, 2008, estimated the total costs of closure to be \$10,800,000 and the estimated post closure cost for 30 years to be \$9,800,000.

As of December 31, 2010 and 2009, the BCIA has accrued costs of \$15,661,508 and \$15,074,005, respectively, based on a percentage of the capacity of the landfill filled as of that date. The County, as the party ultimately responsible for funding these costs, is liable to the BCIA for the full amount of these accrued costs and has recognized this obligation on the books of its General Capital Fund. The County has adopted Ordinances 06-35, 07-73 and 08-48 and 10-16, to which the closure and post-closure costs were charged in full amount of the liability to the BCIA. As of December 31, 2011, the County has no liability to the BCIA for Overpeck Park Closure and post-closure costs.

In addition, refer to Note 2 of these notes to financial statements for a description of the \$7,383,149 New Jersey Environmental Infrastructure Trust Loan awarded to the County for expenses related to the landfill. The loan finances, in part, Ordinance 06-35.

NOTE 22. PENDING LITIGATION

The County is a defendant in various lawsuits, none of which is unusual for a County of its size and should be covered by the County's insurance program or by the County directly and which may be settled in a manner satisfactory to the financial stability of the County. Some of the more significant lawsuits are described briefly as follows:

COUNTY OF BERGEN
NOTES TO FINANCIAL STATEMENTS
DECEMBER 31, 2016 AND 2015
(continued)

NOTE 22. PENDING LITIGATION (continued)

A. Piserchia v. County of Bergen (Police Officer Baksh)

This matter is venued in the United States District Court, District of New Jersey in Newark and was allegedly served on May 9, 2013. This is a claim by an individual alleging civil rights violations arising out of a police chase and shooting. All discovery has been completed. A Motion to Amend Plaintiff's Complaint seeking to add the Bergen County Prosecutor and Defendants intend to file motions for summary judgment. This case has been settled and the charges against the officers involved have been dismissed.

B. Peisch, et als. v. Thomas Mason, Esq., et als

Plaintiffs are indigent divorced males who are the subjects of child support obligations being enforced by the Probation Department during "Ability to Pay/Comply" Hearings in various courts in the County's Family Division. Plaintiff are suing Defendants, who were assigned by the County to Plaintiffs as *pro bono* counsel to defend Plaintiffs during said Hearings for negligence and professional malpractice, claiming that these County Defendants had committed professional negligence and legal malpractice in their defense of Plaintiffs. Plaintiffs have never made any settlement demands in this matter. All discovery has been completed. Plaintiffs have served an "expert" report by counsel for defendants, arguing that the representation provided in the matters at bar did not merit specified standards for indigent child support obligors. Defendants have also served an expert report. The range for potential loss is between \$100,000 and \$150,000.

C. Carroll v. County of Bergen

This matter arises out of claims brought by current and former County employees, alleging federal and state civil rights violations arising from purported retaliatory layoffs conducted against employees who were non-supporters of the newly elected Bergen County Executive. Plaintiffs bring their claims individually, and on behalf of a proposed class of individuals similarly situated. A motion for class certification has not yet been filed. Plaintiffs' Complaint alleges monetary damages in an amount not less than \$5,000,000.

D. Rivera v. Bergen County Police Department

This case involves a claim in Federal District Court for Excessive Force and Wrongful Death in violation of federal civil rights statutes, common law assault, common law battery, intentional infliction of emotional distress, negligent hiring and training, and common law wrongful death. All written discovery has been completed; depositions have been completed; Plaintiffs have served

COUNTY OF BERGEN
NOTES TO FINANCIAL STATEMENTS
DECEMBER 31, 2016 AND 2015
(continued)

NOTE 22. PENDING LITIGATION (continued)

police practices expert report; Defendants have served a police practices expert report. Plaintiffs also retained a ballistics expert to refute the officers' statements. The case has been vigorously defended by the County, but the matter was recently settled for a total of \$180,000. Closing papers are currently being exchanged to complete the settlement,

E. PBA Local 49 and County of Bergen

There is a litigation matter that was recently filed on behalf of the Bergen County Sheriff's Office and Bergen County in the form of an Order To Show Cause and Verified Complaint seeking a declaratory ruling with respect to a Memorandum of Agreement executed by the Bergen County Sheriff, Bergen County Prosecutor's Office and the County of Bergen in January, 2015. The outcome of this litigation may determine whether a collective bargaining provision with PBA Local 49, granting the members approximately a 10% raise if a merger of the Bergen County Police Department occurred, is enforceable. The trial court found that the matter was subject to the parties' grievance procedure and should proceed through that process, the last step of which is arbitration. The County and Sheriff appealed to the appellate court. All briefs have been submitted; no oral argument has yet been scheduled. In the interim, the County and Sheriff secured a stay of the arbitration proceeding pending appeal.

F. Shirley Williams v. Bergen County, et al

The matter is venued in the United States District Court, District of New Jersey in Newark and was served on February 22, 2013. This is a claim by the mother of Malik Williams, who was involved in an incident on December 10, 2011 which resulted in Mr. Williams being shot and killed by an officer employed by the Bergen County Police Department and an officer employed by the Garfield Police Department. This matter has been settled and was dismissed by the Court with prejudice on March 8, 2017.

NOTE 23. PROPERTY TAX CALENDAR

Property tax revenues are collected, from individual municipalities, in quarterly installments due February 15, May 15, August 15, and November 15. The amount of tax levied includes the amount required in support of the County's annual budget. The County has a 100% collection rate. The County's tax levy for December 31, 2016 and 2015 was \$405,044,406 and \$386,966,708, respectively.

**COUNTY OF BERGEN
NOTES TO FINANCIAL STATEMENTS
DECEMBER 31, 2016 AND 2015
(continued)**

NOTE 24. PROPERTY AND EQUIPMENT ACQUIRED BY SUBGRANTEES

The U.S. Department of Housing and Urban Development (HUD) requires the County to record the value of property and equipment acquired by subrecipients with Community Development Block Grant (CDBG) funds (CFR, 24 Part 85, Sections 85.31 and 85.32). The County does not hold title to this property and equipment, nor is this property and equipment considered to be County assets. Should the subrecipients sell or dispose of this property and equipment, the proceeds are due the County to be reprogrammed for other purposes.

Exceptions are for property and equipment valued at \$5,000 or less or held for 20 years or more. The estimated value of property and equipment acquired with CDBG funds as of December 31, 2016 and 2015 are \$28,245,654 and \$28,245,654, respectively, based upon information provided by the subgrantee.

NOTE 25. MORTGAGES RECEIVABLE

The County operates a Home Improvement Program through its Community Development Block Grant. Qualified homeowners apply for lines of credit, and improvement loans against these lines of credit are secured by mortgages on the improved property. Mortgage payments by homeowners are considered program income.

NOTE 26. DEFERRED CHARGES TO BE RAISED IN SUCCEEDING BUDGETS

Certain expenditures are required to be deferred to budgets of succeeding years. The following deferred charges are shown on the balance sheets of the County of Bergen:

	Balance, Dec. 31, 2016	Amount Raised in 2017	Balance, Succeeding Year's Budget
Current Fund:			
Overexpenditure of Appropriations	\$276,339	\$276,339	\$ _____
Total Deferred Charges	\$276,339	\$276,339	\$ _____

NOTE 27. SUBSEQUENT EVENTS

A subsequent event is an event or transaction occurring after the balance sheet date, but before the financial statements are either issued or available to be issued. A review of the County's operating activity has been performed to identify events that provide evidence about conditions that did not exist as of the balance sheet date; instead, they arose subsequent to that date.

COUNTY OF BERGEN
NOTES TO FINANCIAL STATEMENTS
DECEMBER 31, 2016 AND 2015
(continued)

NOTE 27. SUBSEQUENT EVENTS (continued)

On January 12, 2017 the County of Bergen approved an "Assessment and Transition Agreement" (the "Transition Agreement") by and between the Bergen County Improvement Authority ("BCIA") and Bergen Regional Medical Center, LP ("BRMC") in order to effect the smooth transition of the operation of BRMC to a successor tenant operator(s) and/or interim operator/manager. The term of this Transition Agreement shall commence on the date hereof and shall expire on September 30, 2017. The Promissory Note between Bergen Regional Medical Center, LP and Bergen County Improvement Authority was also amended. The maturity date of the Note is December 31, 2017 and September 30, 2017 shall be defined as to the "Lease Term Closing Date" ("LTCD"). All amounts due and payable relative to the Note shall be paid by the Borrower by the Maturity Date.

The Agreement also discounts and reduces the total amount of outstanding principal and accrued interest due and owing pursuant to the "Accounts Receivable Loan" such that the total amount due and owing to the Lender as of the date hereof relative to the Accounts Receivable Loan in \$22,500,000. From and after the date hereof, the Borrower Debt shall be non-interest bearing. The Borrower Debt shall be due and payable as follows: Commencing on February 5, 2017, Borrower shall make eight (8) consecutive monthly payments of \$1,500,000 to Lender (totaling \$12,000,000 in the aggregate). Borrower agrees that each such payment shall continue on the 5th day of each and every month through September 5, 2017. Following delivery of all such payments by Borrower to Lender, the total outstanding amount due and owing relative to the Borrower Debt will be \$10,500,000 payable in \$3,500,000 monthly payments through December 2017.

The County has evaluated subsequent events through April 25, 2017, the date which the financial statements were available to be issued and no other items were noted for disclosure.

THIS PAGE INTENTIONALLY LEFT BLANK

COUNTY OF BERGEN
SUPPLEMENTARY DATA
OFFICIALS IN OFFICE AND SURETY BONDS

The following Officials were in office during the period under audit:

Name	Title	Amount of Bond
James J. Tedesco III	County Executive	
Steven A. Tanelli	Freeholder, Chairman	
Joan M. Voss	Freeholder	
Maura DeNicola	Freeholder	
John A. Felice	Freeholder	
David L. Ganz	Freeholder	
Thomas Sullivan	Freeholder	
Tracy Silna Zur	Freeholder	
Lisa Sciancalepore	Clerk of the Board	
Julian X. Neals, Esq.	County Counsel/Acting County Administrator	
John S. Hogan	County Clerk	\$ 50,000 (A)
Michael R. Dressler	Surrogate	\$ 50,000 (B)
Michael Saudino	Sheriff	\$ 50,000 (B)
Joseph Luppino	County Treasurer/Chief Financial Officer	\$ 1,000,000 (A)

(A) Selective Insurance Company of America

(B) Western Surety Company

All bonds were examined and properly executed.

COUNTY OF BERGEN

SUPPLEMENTARY DATA

COMPARATIVE STATEMENT OF OPERATIONS AND CHANGES IN
FUND BALANCE - CURRENT FUND

	Year 2016		Year 2015	
	Amount	Percent (%)	Amount	Percent (%)
Revenue and other income realized:				
Fund balance utilized	\$ 18,350,000	3.04%	\$ 18,350,000	3.10%
Miscellaneous from other than tax levies	181,195,994	29.97%	185,705,749	31.42%
Collection of current tax	405,044,406	66.99%	386,966,708	65.47%
	<u>604,590,400</u>	<u>100.00%</u>	<u>591,022,457</u>	<u>100.00%</u>
Expenditures:				
Budget	550,899,241	94.71%	540,821,107	94.62%
Other	30,777,810	5.29%	30,734,073	5.38%
	<u>581,677,051</u>	<u>100.00%</u>	<u>571,555,180</u>	<u>100.00%</u>
Excess in revenue	22,913,349		19,467,277	
Fund balance, January 1	<u>33,777,997</u>		<u>32,660,720</u>	
	56,691,346		52,127,997	
Less: utilized as budget revenue	<u>18,350,000</u>		<u>18,350,000</u>	
Fund Balance, December 31	<u>\$ 38,341,346</u>		<u>\$ 33,777,997</u>	

COUNTY OF BERGEN
SUPPLEMENTARY DATA

Valuation of Real Property, Personal Property, Net Valuation Taxable and County Tax Rate Base

			County Tax Base		
	Assessed Valuation of Real Property	Assessed Valuation of Personal Property	Net Valuation Taxable	Equalized Valuation of Real and Personal Property	Tax Rate per \$100
2016	\$ 154,291,592,456	90,073,801	154,381,666,257	166,824,155,204	0.2435
2015	152,828,462,316	96,580,480	152,925,042,796	166,716,364,757	5.0000
2014	153,594,781,884	97,873,837	153,692,655,721	162,301,130,131	0.2312
2013	154,120,620,960	129,981,494	154,250,602,454	165,008,934,260	0.2273
2012	156,257,035,229	220,570,599	156,477,605,828	168,748,014,772	0.2178

Comparison of Tax Levies and Collections Currently

A study of this tabulation could indicate a possible trend in future tax levies. A decrease in the percentage of current collection could be an indication of a probable increase in future tax levies.

		Currently		
Year	Tax Levy	Cash Collections	Percent of Collections	
2016	\$ 405,044,406	405,044,406	100.00%	
2015	386,966,708	386,966,708	100.00%	
2014	370,968,807	370,968,807	100.00%	
2013	371,021,714	371,021,714	100.00%	
2012	358,524,718	358,524,718	100.00%	

Comparative Schedule of Fund Balance

	Year	December 31,	Utilized in budget of succeeding year
Current Fund	2016	\$ 38,341,346	19,350,000
	2015	33,777,997	18,350,000
	2014	32,660,720	18,350,000
	2013	34,825,209	17,900,000
	2012	30,057,413	18,000,000

THIS PAGE INTENTIONALLY LEFT BLANK

COUNTY OF BERGEN

SCHEDULE OF CASH AND CASH EQUIVALENTS - TREASURER

CURRENT FUND

FOR THE YEAR ENDED DECEMBER 31, 2016

Balance: December 31, 2015		\$	56,153,845
Increased by:			
2016 Tax Levy	\$	405,044,406	
Revenue Accounts Receivable		113,009,870	
Miscellaneous Revenue Not Anticipated		8,301,935	
Other Reserves		74,730,098	
Miscellaneous Receivable		7,095	
Interfunds		48,904,427	
Unappropriated Grants		1,060,444	
Added/Omitted Collected		1,267,988	
Sale of County Asset		9,550,000	
Prepaid County Taxes		217,799	
			<u>662,094,062</u>
			718,247,907
Decreased by:			
Budget Appropriations		430,108,720	
Other Reserves		150,123,246	
Imprest and Change Funds		48,960	
Interfunds		48,866,493	
Appropriation Reserves		10,078,861	
Accounts Payable		55,509	
Contracts Payable		124,722	
			<u>639,406,511</u>
Balance: December 31, 2016		\$	<u><u>78,841,396</u></u>

COUNTY OF BERGEN
SCHEDULE OF IMPREST AND CHANGE FUNDS

CURRENT FUND

FOR THE YEAR ENDED DECEMBER 31, 2016

	Balance, December 31, 2015	Funds Established	Funds Returned Cash	Balance, December 31, 2016
Division of Special Transportation	\$	500	500	
Division of County Police		500	500	
Division of Data Processing Department		150	150	
Division of Public Safety Education		400	400	
General Services Department		400	400	
Health Department		600	600	
Division of Mental Health-Network		1,000	1,000	
Intergovernmental Relations Admin. Research		200	200	
Bergen County Jail Annex		400	400	
Division of EDNA		200	200	
Medical Examiner		250	250	
Mosquito Control		200	200	
Office on Aging		500	500	
Division of Planning Board		200	200	
Planning & Contract		300	300	
Prosecutor's Office		1,000	1,000	
Division of Operations - DPW		200	200	
Sheriff's Office		500	500	
Superintendent of Elections		100	100	
Superintendent of Schools		100	100	
Parks' Office		700	700	
Office for Children		250	250	
Family Guidance		1,500	1,500	
Emergency Management		250	250	
Board of Elections		200	200	
Alternative to Domestic Violence		300	300	
Office on Disabled		150	150	
Central Municipal Court		100	100	
Treasurer's Petty Cash		30,000	30,000	
Mechanical Division		300	300	
County Clerk - Registry	100			100
County Clerk - Naturalization Office	10			10
Animal Shelter - Change Fund	25			25
County Clerk - General	200			200
Darlington Park		1,000	1,000	
Rockleigh Golf Course		1,500	1,500	
Orchard Hill Golf Course	100	750	750	100
Overpeck Golf Course - Change Fund	1,310			1,310
Darlington Golf Course	200	1,000	1,000	200
Parks - ZOO		2,500	2,500	
Golf Reg/Gift Certificates - Change Fund	125			125
Surrogate's Court Fees - Change Fund	100			100
Bus-Pass Change Fund	100			100
Central Municipal Court - Change Fund	300			300
Valley Brook Golf Club		1,000	1,000	
Parking Garage - Change Fund	72,000	14,000		86,000
	<u>\$ 74,570</u>	<u>63,200</u>	<u>49,200</u>	<u>88,570</u>

Due from Treasurer \$ 240
Cash 48,960
\$ 49,200

COUNTY OF BERGEN
SCHEDULE OF ADDED AND OMITTED TAXES
CURRENT FUND
FOR THE YEAR ENDED DECEMBER 31, 2016

Increased by:		
2015 Added and Omitted Tax Levy		\$ <u>1,410,131</u>
Decreased by Collections:		
Cash Receipts	\$ 1,267,988	
Prepaid County Taxes Applied	<u>142,143</u>	
		\$ <u>1,410,131</u>

COUNTY OF BERGEN
SCHEDULE OF MISCELLANEOUS RECEIVABLE
CURRENT FUND
FOR THE YEAR ENDED DECEMBER 31, 2016

Balance: December 31, 2015		\$	39,098
Increased by:			
Treasurer's Petty Cash			240
			39,338
Decreased by:			
Cancellation of Receivables	\$	32,003	
Treasurer's Petty Cash		7,095	
			39,098
Balance: December 31, 2016		\$	240

Analysis of Balance

Treasurer's Petty Cash		\$	240
		\$	240

SCHEDULE OF BERGEN PINES ACCOUNTS RECEIVABLE
CURRENT FUND
FOR THE YEAR ENDED DECEMBER 31, 2016

Balance: December 31, 2015		\$	27,135,126
Balance: December 31, 2016		\$	27,135,126

COUNTY OF BERGEN
SCHEDULE OF INTERFUNDS

CURRENT FUND

FOR THE YEAR ENDED DECEMBER 31, 2016

	Balance, December 31, <u>2015</u>	<u>Increased</u>	<u>Decreased</u>	Balance, December 31, <u>2016</u>
Federal and State Grant Fund	\$ (805,792)	49,940,735	50,791,741	(1,656,798)
Other Trust Fund		25,000,000	25,000,838	(838)
Prosecutor's Trust Fund			226	(226)
Self Insurance Trust Fund			1,361	(1,361)
Community Development Trust Fund			129	(129)
General Capital Fund		274,581	160,412	114,169
	<u>(805,792)</u>	<u>75,215,316</u>	<u>75,954,707</u>	<u>(1,545,183)</u>
Due from		274,581	160,412	114,169
Due (to)	<u>(805,792)</u>	<u>74,940,735</u>	<u>75,794,295</u>	<u>(1,659,352)</u>
	<u>\$ (805,792)</u>	<u>75,215,316</u>	<u>75,954,707</u>	<u>(1,545,183)</u>
Cash Receipts			48,904,427	
Cash Disbursements		48,866,493		
Bank Service Charges			2,554	
Due to State - Grant Fund		86,960		
Federal and State Grants		25,987,282	25,987,282	
Unappropriated Grants			1,060,444	
Interest Earnings		160,412		
Insurance Reimbursements		114,169		
		<u>\$ 75,215,316</u>	<u>75,954,707</u>	

COUNTY OF BERGEN
SCHEDULE OF DEFERRED CHARGES
CURRENT FUND
FOR THE YEAR ENDED DECEMBER 31, 2016

Increased by:		
Overexpenditure of Appropriations	\$	<u>276,339</u>
Balance: December 31, 2016	\$	<u><u>276,339</u></u>

COUNTY OF BERGEN
 SCHEDULE OF REVENUE ACCOUNTS RECEIVABLE
 CURRENT FUND
 FOR THE YEAR ENDED DECEMBER 31, 2016

	Balance December 31, 2015	Accrued in 2016	Collected in 2016	Balance December 31, 2016
<i>Local Revenues:</i>				
Register of Deeds	\$	1,929,851	1,929,851	
Surrogate		539,497	539,497	
Sheriff		4,759,522	4,759,522	
Interest on Investments and Deposits		491,455	491,455	
Park Fees and Revenue		2,385,696	2,385,696	
Golf Fees and Revenue		7,198,124	7,198,124	
Realty Transfer Fees		7,532,032	7,532,032	
State of NJ Court Lease		119,174	119,174	
Central Municipal Court		1,120,792	1,120,792	
Election Ballot Printing		964,992	964,992	
Reimbursement from State of NJ for State Prisoners held in County Jails		19,312	19,312	
Bergen Regional Medical Center		240,000	240,000	
Police and Fire Academy Tuition		172,232	172,232	
Reimbursement for In-Kind Grants		1,775,102	1,775,102	
Animal Shelter Contracts		612,593	612,593	
Animal Center - Other Fees		118,266	118,266	
Shared Services Health Agreements		1,378,611	1,378,611	
Bergen County Health Care Center		8,997,307	8,997,307	
Shared Services Health Agreements - Kearny		64,000	64,000	
Shared Services Health Agreements - Passiac St.		374,576	374,576	
Interlocal - Prosecutor's Office MOU		36,075	36,075	
Interlocal - Interboro Regional Communication Network		295,000	295,000	
Total Local Revenues		<u>41,124,209</u>	<u>41,124,209</u>	
<i>State Aid:</i>				
County College Bonds		<u>2,524,353</u>	<u>2,524,353</u>	
<i>State Assumptions of Costs:</i>				
<i>Social and Welfare Services (c.66, P.L. 1990):</i>				
Division of Youth and Family Services		3,297,620	3,297,620	
Supplemental Social Security Income		1,207,088	1,207,088	
<i>Psychiatric Facilities (c.73, P.L. 1990):</i>				
Maintenance of Patients in State Institutions for				
Mental Diseases		7,385,816	7,385,816	
Mentally Retarded		32,211,841	32,211,841	
Board of County Patients in State and Other Institutions				
- Current Years		3,997	3,997	
DDD Assessment Program		532,731	532,731	
Total State Assumptions of Costs		<u>44,639,093</u>	<u>44,639,093</u>	

COUNTY OF BERGEN
SCHEDULE OF REVENUE ACCOUNTS RECEIVABLE
CURRENT FUND
FOR THE YEAR ENDED DECEMBER 31, 2016

	Balance December 31, 2015	Accrued in 2016	Collected in 2016	Balance December 31, 2016
<i>Other Special Items:</i>				
Added and Omitted Taxes		1,410,131	1,410,131	
Capital Surplus		3,800,000	3,800,000	
Justice Center Parking		200,000	200,000	
Motor Vehicle Surplus - Trust Fund		1,800,000	1,800,000	
Bergen County Improvement Authority		1,307,000	1,307,000	
Shared Services Pension Agreement		390,305	390,305	
INS Inmates		6,782,794	6,782,794	
Public Health Priority Funding		3,185,455	3,185,455	
Shared Services - 911 Agreements		63,673	63,673	
Register of Deeds - P.L. 2001 C370		2,822,003	2,822,003	
Surrogate - P.L. 2001 C370		1,086,425	1,086,425	
Sheriff - P.L. 2001 C370		222,000	222,000	
Shared Services Police Services		342,784	342,784	
Medicare Part D Reimbursement		979,494	979,494	
Housing Authority Lease		186,180	186,180	
Interlocal - 911 Agreement- Midland Park		135,000	135,000	
Interlocal - 911 Agreement- Wyckoff		180,000	180,000	
Interlocal - 911 Agreement- Lodi		267,000	267,000	
Interlocal - 911 Agreement- Ridgefield		204,000	204,000	
Interlocal - 911 Agreement - Leonia		156,548	156,548	
Reserve for Payment of Interest and Principal		771,966	771,966	
Total Other Special Items:		<u>26,292,758</u>	<u>26,292,758</u>	
	\$	<u>114,580,413</u>	<u>114,580,413</u>	
		Interfunds \$	160,412	
		Added and Omitted Taxes	1,410,131	
		Cash	<u>113,009,870</u>	
		\$	<u>114,580,413</u>	

COUNTY OF BERGEN
SCHEDULE OF 2016 TAX LEVY - REALIZED REVENUE
CURRENT FUND
FOR THE YEAR ENDED DECEMBER 31, 2016

Increased by:	
2016 Tax Levy	\$ <u>405,044,406</u>
Decreased by Collections:	
Cash Collection	\$ <u><u>405,044,406</u></u>

COUNTY OF BERGEN

SCHEDULE OF 2015 APPROPRIATION RESERVES

CURRENT FUND

FOR THE YEAR ENDED DECEMBER 31, 2016

	Balance Dec. 31, 2015	Balance after Transfers and Encumbrances	Paid or Charged	Balance Lapsed
OPERATIONS:				
<i>Legislative Branch</i>				
Clerk of the Board:				
Salaries and Wages	20,721	20,721	20,000	721
Other Expenses	43,198	45,319	20,722	24,597
Total Legislative Branch	63,919	66,040	40,722	25,318
<i>Executive Branch</i>				
County Executive:				
Salaries and Wages	896	1,059		1,059
Other Expenses	1,121	3,290	3,111	179
Total County Executive	2,017	4,349	3,111	1,238
Department of Administration and Finance				
Division of Treasury:				
Salaries and Wages	32,974	32,974	19,000	13,974
Other Expenses	2,655	2,655	1,682	973
Division of Fiscal Operations:				
Salaries and Wages	2,057	2,057		2,057
Other Expenses	205,430	1,242,837	1,071,872	170,965
Division of Personnel:				
Other Expenses	5,919	6,370	882	5,488
Division of Purchasing:				
Salaries and Wages	7,660	7,660	7,000	660
Other Expenses	417	4,344	3,969	375

COUNTY OF BERGEN

SCHEDULE OF 2015 APPROPRIATION RESERVES

CURRENT FUND

FOR THE YEAR ENDED DECEMBER 31, 2016

	Balance Dec. 31, 2015	Balance after Transfers and Encumbrances	Paid or Charged	Balance Lapsed
Division of Information Technology:				
Salaries and Wages	21,425	21,425	21,000	425
Other Expenses	42,653	154,222	148,461	5,761
Division of Risk Management:				
Other Expenses	1,174,021	416,372	416,314	58
Health Benefits	74,173	1,585,173	1,580,747	4,426
Workers' Compensation	25,682	25,682	25,600	82
Division of Public Information:				
Salaries and Wages	2,308	2,308		2,308
Central Municipal Court:				
Salaries and Wages	2,637	2,637		2,637
Other Expenses	7,350	12,912	4,479	8,433
Salary Adjustment	182,558	182,558	182,558	
Termination Pay	3,781	5,981	5,958	23
B.C.L.A. Other Expenses	574	574		574
Out-of-County College Reimbursement	45,778	45,778	45,778	
Total Department of Administration and Finance	1,840,052	3,754,519	3,535,300	219,219
Department of Health				
Division of Public Health:				
Salaries and Wages	3,624	3,624		3,624
Other Expenses	68,250	83,190	22,865	60,325
Bergen County Health Care Center:				
Salaries and Wages	108,907	108,907	100,000	8,907
Other Expenses	176,277	663,352	635,670	27,682

COUNTY OF BERGEN

SCHEDULE OF 2015 APPROPRIATION RESERVES

CURRENT FUND

FOR THE YEAR ENDED DECEMBER 31, 2016

	Balance Dec. 31, 2015	Balance after Transfers and Encumbrances	Paid or Charged	Balance Lapsed
Division of Mental Health:				
Salaries and Wages	9,995	9,995		9,995
Other Expenses	1,149	1,781	1,577	204
Aid to Mental Health:				
Other Expenses	34,859	429,602	428,671	931
Public Health Priority Funding				
Other Expenses	882	11,618	11,540	78
Shared Services Health Agreements				
Other Expenses	27	226	108	118
Division of Animal Center:				
Salaries and Wages	107,689	107,689	107,000	689
Other Expenses	61,379	172,326	134,737	37,589
Total Department of Health	573,038	1,592,310	1,442,168	150,142
Department of Human Services:				
Division of Family Guidance:				
Salaries and Wages	29,731	29,731	22,000	7,731
Other Expenses	89,195	158,354	78,165	80,189
Division of Community Services:				
Salaries and Wages	84,172	84,172	68,000	16,172
Other Expenses	174,014	1,255,599	1,232,488	23,111
Division of Aging:				
Salaries and Wages	247,593	247,593	99,860	147,733
Other Expenses	74,716	95,624	66,955	28,669
Juvenile Detention Center:				
Salaries and Wages	22,060	22,060	18,000	4,060
Total Department of Human Services	721,481	1,893,133	1,585,468	307,665

COUNTY OF BERGEN

SCHEDULE OF 2015 APPROPRIATION RESERVES

CURRENT FUND

FOR THE YEAR ENDED DECEMBER 31, 2016

	Balance Dec. 31, 2015	Balance after Transfers and Encumbrances	Paid or Charged	Balance Lapsed
Department of Law:				
Salaries and Wages	23,098	23,098	23,010	88
Other Expenses	5,091	10,232	6,483	3,749
Mental Patients in State Institutions:				
Other Expenses - County Share	87,957	96,246	96,246	
Mentally Retarded - DDD Costs - County Share	624,979	624,979	624,979	
Total Department of Law	<u>741,125</u>	<u>754,555</u>	<u>750,718</u>	<u>3,837</u>
Department of Public Safety				
Division of Safety and Security:				
Salaries and Wages	7,912	7,912	7,000	912
Division of Weights and Measures:				
Salaries and Wages	17,049	17,049	15,000	2,049
Other Expenses	1,230	1,349	119	1,230
Division of the Medical Examiner:				
Other Expenses	15,444	74,678	63,927	10,751
Division of Emergency Management:				
Salaries and Wages	8,169	8,169	8,000	169
Other Expenses	21,256	47,519	30,267	17,252
Division of Public Safety Oper 911-Dispatch:				
Salaries and Wages	12,230	12,230	12,000	230
Other Expenses	107,397	231,010	226,614	4,396
Division of Law and Public Safety:				
Salaries and Wages	6,580	6,580	5,000	1,580
Other Expenses	23,008	114,375	112,281	2,094
Total Department of Public Safety	<u>220,275</u>	<u>520,871</u>	<u>480,208</u>	<u>40,663</u>

COUNTY OF BERGEN

SCHEDULE OF 2015 APPROPRIATION RESERVES

CURRENT FUND

FOR THE YEAR ENDED DECEMBER 31, 2016

	Balance Dec. 31, 2015	Balance after Transfers and Encumbrances	Paid or Charged	Balance Lapsed
Department of Public Works				
Division of General Services:				
Salaries and Wages	1,217	1,217		1,217
Other Expenses	467,216	937,636	803,156	134,480
Division of Mechanical Services:				
Salaries and Wages	49,236	49,236	49,000	236
Other Expenses	247,713	296,250	201,769	94,481
Division of Administration:				
Salaries and Wages	131,956	131,956	131,000	956
Other Expenses	896	896	409	487
Division of Operations:				
Salaries and Wages	3,680	3,680		3,680
Other Expenses	551,727	1,441,223	1,428,666	12,557
Division of Community Transportation:				
Salaries and Wages	428,054	228,054	218,000	10,054
Other Expenses	542	542	22	520
Division of Mosquito Control:				
Salaries and Wages	22,545	22,545	22,000	545
Other Expenses	127,080	15,872	1,379	14,493
Total Department of Public Works	<u>2,031,862</u>	<u>3,129,107</u>	<u>2,855,401</u>	<u>273,706</u>
Department of Parks				
Division of Cultural and Historic Affairs:				
Salaries and Wages	12,484	12,484	12,000	484
Other Expenses	4,187	5,230	4,526	704

COUNTY OF BERGEN

SCHEDULE OF 2015 APPROPRIATION RESERVES

CURRENT FUND

FOR THE YEAR ENDED DECEMBER 31, 2016

	Balance Dec. 31, 2015	Balance after Transfers and Encumbrances	Paid or Charged	Balance Lapsed
Division of Parks and Recreation:				
Salaries and Wages	28,841	28,842	28,000	842
Other Expenses	181,205	287,869	285,958	1,911
Division of Golf Courses:				
Salaries and Wages	26,020	26,020	14,000	12,020
Other Expenses	77,655	120,036	113,649	6,387
Total Department of Parks	330,392	480,481	458,133	22,348
Department of Planning & Economic Development				
Division of Construction Board Appeals:				
Other Expenses	25	227	180	47
Division of Planning and Economic Development:				
Salaries and Wages	6,988	6,988	3,000	3,988
Other Expenses	1,932	22,013	21,320	693
Division of Engineering:				
Salaries and Wages	6,427	6,427	6,000	427
Other Expenses	2,842	3,111	2,143	968
Total Department of Planning & Economic Develop.	18,214	38,766	32,643	6,123
Total Executive Branch	6,478,456	12,168,091	11,143,150	1,024,941
Educational Agencies				
Office of the Superintendent of Schools:				
Salaries and Wages	20,021	20,021	20,000	21
Other Expenses	815	815	595	220
Bergen County Vocational Schools:				
Other Expenses	878,732	671,738	671,738	

COUNTY OF BERGEN

SCHEDULE OF 2015 APPROPRIATION RESERVES

CURRENT FUND

FOR THE YEAR ENDED DECEMBER 31, 2016

	Balance Dec. 31, 2015	Balance after Transfers and Encumbrances	Paid or Charged	Balance Lapsed
Bergen County Community College:				
Other Expenses	28,439	28,439	28,439	
Bergen County Special Services School:				
Other Expenses	272,373	479,366	479,366	
Total Educational Agencies	<u>1,200,380</u>	<u>1,200,379</u>	<u>1,200,138</u>	<u>241</u>
Constitutional Officers				
Office of the County Surrogate:				
Salaries and Wages	8,984	8,984	8,000	984
Other Expenses	2,643	6,377	6,372	5
Office of the County Clerk:				
Salaries and Wages	6,692	5,033	5,000	33
Other Expenses	285,038	447,374	427,500	19,874
Office of the County Prosecutor:				
Salaries and Wages	333,724	82,724	74,131	8,593
Other Expenses	21,535	261,607	220,033	41,574
Office of the County Sheriff:				
Salaries and Wages	42,229	42,229	40,000	2,229
Other Expenses	2,398	161,565	161,331	234
Bureau of Identification - Sheriff:				
Salaries and Wages	6,307	6,307		6,307
Other Expenses	5,595	23,947	23,943	4
County Jail - Sheriff:				
Salaries and Wages	163,999	163,998	162,000	1,998
Other Expenses	364,277	955,133	955,133	

COUNTY OF BERGEN

SCHEDULE OF 2015 APPROPRIATION RESERVES

CURRENT FUND

FOR THE YEAR ENDED DECEMBER 31, 2016

	Balance Dec. 31, 2015	Balance after Transfers and Encumbrances	Paid or Charged	Balance Lapsed
Bureau of Police Services:				
Salaries and Wages	28,496	28,497	20,000	8,497
Other Expenses	39,945	80,396	38,648	41,748
Total Constitutional Officers	1,311,862	2,274,171	2,142,091	132,080
Other Boards and Agencies				
Board of Social Services - Welfare				
Administration - County Share	1			
Temp. Assistance to Needy Families - County Share	140,268	140,268	140,268	
Supplemental Security Income - State Share	1,508	1,508	1,508	
Board of Taxation				
Salaries and Wages	82,941	82,941	82,000	941
Board of Elections				
Salaries and Wages	3,002	3,002		3,002
Other Expenses	105,943	151,691	46,766	104,925
Superintendent of Elections				
Salaries and Wages	1,126	1,127		1,127
Other Expenses	6,936	56,507	56,498	9
Commissioner of Registration				
Salaries and Wages	3,289	3,289		3,289
Other Expenses	7,708	27,080	27,058	22
Total Other Boards and Agencies	352,722	467,413	354,098	113,315
TOTAL OPERATIONS	9,407,339	16,176,094	14,880,199	1,295,895

COUNTY OF BERGEN

SCHEDULE OF 2015 APPROPRIATION RESERVES

CURRENT FUND

FOR THE YEAR ENDED DECEMBER 31, 2016

	Balance Dec. 31, 2015	Balance after Transfers and Encumbrances	Paid or Charged	Balance Lapsed
Capital Improvements				
Acquisition of Office Equipment	95,161	169,750	85,007	84,743
Total Capital Improvements	<u>95,161</u>	<u>169,750</u>	<u>85,007</u>	<u>84,743</u>
Deferred Charges and Statutory Expenditures				
Contribution to:				
Public Employees' Retirement System	70,586	70,586	70,586	45,494
Social Security System (O.A.S.I.)	345,679	45,494		1
Police and Fireman's Retirement System	80,297	80,297	80,296	1
Defined Contribution Retirement Program	38,802	38,802	38,801	1
Total Statutory Expenditures	<u>535,364</u>	<u>235,179</u>	<u>189,683</u>	<u>45,496</u>
Total General Appropriations	\$ <u>10,037,864</u>	<u>16,581,023</u>	<u>15,154,889</u>	<u>1,426,134</u>
Appropriation Reserves \$		10,037,865		
Encumbrances		6,543,158		
	\$	<u>16,581,023</u>		
		Cash \$	10,078,861	
		Accounts Payable	94,120	
		Contracts Payable	4,981,908	
	\$		<u>15,154,889</u>	

COUNTY OF BERGEN
 SCHEDULE OF CONTRACTS PAYABLE
 CURRENT FUND
 FOR THE YEAR ENDED DECEMBER 31, 2016

Balance: December 31, 2015	\$	2,821,181
Increased by:		
Transfer from 2015 Appropriation Reserves		4,981,908
		7,803,089
Decreased by:		
Cash Disbursements	\$	124,722
Cancellation of Contracts Payable		165,699
		290,421
Balance: December 31, 2016	\$	7,512,668

ANALYSIS OF ENDING BALANCE	
For Appropriations of Year Ended:	Amount
December 31, 2009	\$ 7,412
December 31, 2010	150,000
December 31, 2012	28,155
December 31, 2013	617,377
December 31, 2014	1,727,816
December 31, 2015	4,981,908
	\$ 7,512,668

COUNTY OF BERGEN
 SCHEDULE OF ENCUMBRANCES PAYABLE
 CURRENT FUND
 FOR THE YEAR ENDED DECEMBER 31, 2016

Balance: December 31, 2015	\$	6,543,158
Increased by:		
Transfer from Budget Expenditures		<u>8,356,840</u>
		14,899,998
Decreased by:		
Transfer to Appropriation Reserve		<u>6,543,158</u>
Balance: December 31, 2016	\$	<u><u>8,356,840</u></u>

SCHEDULE OF ACCOUNTS PAYABLE
 CURRENT FUND
 FOR THE YEAR ENDED DECEMBER 31, 2016

Balance: December 31, 2015	\$	48,321
Increased by:		
Transfer from Miscellaneous Reserves	\$ 38,500	
Transfer from Appropriation Reserves	94,120	
Transfer from Fund Balance	<u>15,563</u>	
		<u>148,183</u>
		196,504
Decreased by:		
Cancelled	2,704	
Cash Disbursements	<u>55,509</u>	
		<u>58,213</u>
Balance: December 31, 2016	\$	<u><u>138,291</u></u>

COUNTY OF BERGEN
SCHEDULE OF OTHER RESERVES
CURRENT FUND
FOR THE YEAR ENDED DECEMBER 31, 2016

	Balance, December 31, 2015	Increases	Decreases	Balance, December 31, 2016
Federal Withholding	\$ (73,321)	21,837,811	21,839,992	(75,502)
Social Security	(1,876)	11,721,839	11,721,057	(1,094)
New Jersey Withholding	(13,131)	6,706,536	6,706,857	(13,452)
Unemployment Insurance	80,079	327,647	327,656	80,070
Public Employees' Retirement System	662,761	7,419,065	7,348,445	733,381
PERS Contributory Insurance	24,446	405,404	408,547	21,303
Defined Contribution Retirement Program		33,615	36,265	(2,650)
Police and Firemen's Retirement System	733,888	8,875,010	8,878,079	730,819
Police and Firemen's Supplemental Annuity	(619)	9,047	9,182	(754)
Garnishees	4,633	755,508	755,508	4,633
VBS Benefits		6,872	6,872	
Deferred Compensation	895	4,685,978	4,687,695	(822)
Colonial Insurance	960	831,330	828,298	3,992
Provident Union Life and Disability Insurance	1	1,582	1,582	1
Credit Union	163			163
Vacation Advancement		1,178	1,178	
Prudential Budget Plan-Life Insurance (Bergen Pines)	203	1,836	1,836	203
Disability Insurance	89,195	336,228	425,423	
Boston Mutual Life Deductions	96	6,195	6,514	(223)
Employees Labor Union #1	2,950	466,915	466,946	2,919
PBA Dues #49		127,197	127,197	
Dues - PBA Local #134 - Sheriff's Office	(42)	278,231	278,231	(42)
Dues - PBA Local #221 - Prosecutor's Office	(4,323)	65,898	65,898	(4,323)
Medical and Dependent Reimbursement	12,108			12,108
Ameriflex	(23,864)	137,049	140,679	(27,494)
CWA	(40)	14,571	14,571	(40)
Direct Deposit - SA			50	(50)
Dues - Local #108 - Parks Department	13	26,940	26,940	13
NJ Family Leave Insurance	2,901	61,931	63,079	1,753
Employee 1.5 Benefit Contribution	(735)	10,195,283	10,197,397	(2,849)
BC Assistant Prosecutor Association	4,369	12,856	12,856	4,369
Realty Transfer Fees Due State	17	73,842,168	73,842,185	
Due to State-Closed Grant	252,085	86,960	116,110	222,935
Parks - Sales Tax Due	1,513	69,763	70,689	587
Parks - Easy Go Golf Cart	8,441	389,360	394,520	3,281
Clean-Up Fees - Parks Department	288,193	428,807	353,412	363,588
	<u>\$ 2,051,959</u>	<u>150,166,610</u>	<u>150,161,746</u>	<u>2,056,823</u>
Interfunds	\$	86,960		
Accounts Payable			38,500	
Cash		74,730,098	150,123,246	
Budgeted Appropriations		<u>75,349,552</u>		
	\$	<u>150,166,610</u>	<u>150,161,746</u>	

COUNTY OF BERGEN

SCHEDULE OF RESERVE FOR SALE OF COUNTY ASSETS

CURRENT FUND

FOR THE YEAR ENDED DECEMBER 31, 2016

Increased by:		
Receipts	\$	<u>9,550,000</u>
Balance: December 31, 2016	\$	<u><u>9,550,000</u></u>

COUNTY OF BERGEN
SCHEDULE OF DEFERRED REVENUE
CURRENT FUND
FOR THE YEAR ENDED DECEMBER 31, 2016

Balance: December 31, 2015	\$ 142,143
Increased by:	
Cash Receipts	<u>217,799</u>
	359,942
Decreased by:	
Applied	<u>142,143</u>
Balance: December 31, 2016	<u>\$ 217,799</u>

COUNTY OF BERGEN
SCHEDULE OF INTERFUNDS
FEDERAL AND STATE GRANT FUND
FOR THE YEAR ENDED DECEMBER 31, 2016

<u>Fund</u>	Due from/(to) Balance December 31, <u>2015</u>	<u>Increased</u>	<u>Decreased</u>	Due from/(to) Balance December 31, <u>2016</u>
Current Fund	\$ 805,792	50,791,741	49,940,735	1,656,798
Prosecutor Trust Fund		44,193	33,975	10,218
	<u>805,792</u>	<u>50,835,934</u>	<u>49,974,710</u>	<u>1,667,016</u>
2016 Budget Appropriations	\$	25,987,282	25,987,282	
Grant Funds Received in Current Fund		23,744,015		
Grant Fund Received in Prosecutors Trust		44,193		
Unappropriated Grants Received		1,060,444		
Encumbrances/Contracts Paid by Current Fund			1,386,970	
Grant Expenditures Paid by Prosecutors Trust Fund			33,975	
Grant Expenditures Paid by Current Fund			22,479,523	
Grant Funds Due to State			86,960	
		<u>\$ 50,835,934</u>	<u>49,974,710</u>	

COUNTY OF BERGEN
 SCHEDULE OF FEDERAL AND STATE GRANTS RECEIVABLE
 FEDERAL AND STATE GRANT FUND
 FOR THE YEAR ENDED DECEMBER 31, 2016

Grant Title	Balance December 31, 2015	Accrued in 2016	Received 2016	Grants Canceled	Balance December 31, 2016
<u>2008 GRANTS</u>					
Hazardous Discharge Site Remediation	\$ 159,172				159,172
<u>2009 GRANTS</u>					
PARIS	53,389			53,389	
<u>2011 GRANTS</u>					
Route 17 Bottleneck Alternatives	574,739		11,760		562,979
<u>2012 GRANTS</u>					
Bus Rapid Transit Plan	83,471		44,122		39,349
Polling Place Handicap Accessibility Funding Grant	4,061			4,061	
<u>2013 GRANTS</u>					
Area Plan Grant	132		132		
Water Works 2010 Restoration Grant	704,384				704,384
Juvenile Justice Innovations Program	21,564				21,564
Overpeck Park Pathways (TE-2012-County of Bergen-0014)	500,000				500,000
Recreational Trails Program-Van Buskirk Island	24,700				24,700
New Freedom Mobility Management Program Grant	27,414		27,414		
Basic Center Program Grant	23,690				23,690
<u>2014 GRANTS</u>					
Human Services Advisory Council (HSAC)	500		500		
Basic Center Program Grant	6,477				6,477
FFY14 State Homeland Security Program (SHSP)	244,801		244,794	7	
FFY14 Urban Areas Security Initiative (UASI)	130,599		129,908	691	
Comprehensive Community Project	12,527			12,527	
Aggressive Driving Campaign Program	8,800			8,800	
Drug Recognition Expert Grant	17,850		7,182	10,668	
<u>2015 GRANTS</u>					
State/Community Partnership Program	255,444		255,238	206	
New Freedom Mobility Management Program	25,000		19,076		5,924
Domestic Violence Intervention Services			(42,382)	42,382	
Area Plan Grant	65,637		65,542	95	
Victims Assistance Grant (VAG) Program	26,747		26,747		
US Marshal Regional Fugitive Task Force	2,622		2,622		
Respite Care Program	141,431		41,370	100,061	
Personal Assistance Services Program			(1,149)	1,149	
HUD-Homeless Management Information System	15,299		12,889	2,410	
Bergen County HIV/CTS Program	30,745		29,875	870	
Sexual Assault Nurse Examiner (SART/SANE)	27,169		25,154	2,015	
Juvenile Detention Alternatives Initiative (JDAI)	17,704		17,704		
HUD-Veteran's Supportive Housing	52,945		52,945		
Shelter Support Program	300,000		300,000		
2015 Local Arts Program	24,194		24,194		
Work First On-the-Job Training Program	628			628	
Senior Citizen & Disabled Residents Trans Program	128,273		128,273		
Stop Violence Against Women Act (VAWA)	17,714		17,714		
Comprehensive Community Project	50,000		20,981	29,019	
County Comprehensive Alcohol Program	344,561		265,448		79,113
Work First New Jersey Administration	85,846		57,591		28,255
Homeless Program (06/16)	415,512		403,017	12,495	
Megan's Law Grant	2,941		2,941		
Subregional Transportation Planning Program	198,164		197,807	357	
Subregional Support & Intern Program	15,000		7,716	7,284	
Drug Recognition Expert Grant	25,000		13,788	11,212	

COUNTY OF BERGEN
SCHEDULE OF FEDERAL AND STATE GRANTS RECEIVABLE
FEDERAL AND STATE GRANT FUND
FOR THE YEAR ENDED DECEMBER 31, 2016

Grant Title	Balance December 31, 2015	Accrued in 2016	Received 2016	Grants Canceled	Balance December 31, 2016
Spring House for Women	16,510		16,510		
Unified Child Care	1,266,796		1,266,796		
HUD-Housing Counseling Program	12,092		12,092		
State Health Insurance Program (SHIP)	9,852		9,852		
Mental Health Law Project	123,449		123,449		
Bioterrorism Program - LINC'S Agencies Grant	279,759		235,903	43,856	
NJ Comprehensive Cancer Control Plan	107,206		107,206		
Municipal Alliance Program	737,325		525,088	212,237	
Veterans Transportation	15,170		15,170		
Cancer Education & Early Detection Program (CEED)	675,537		671,377	4,160	
Conducted Energy Device Assistance Program	60,000		44,193	15,807	
Job Access & Reverse Commute (JARC)	150,000		150,000		
Bergen County College Shuttle (CMAQ 2)	250,612		227,462		23,150
Mental Health Board Administrator (06/16)	12,000		12,000		
Early Intervention Program	1,119,705		1,010,798	108,907	
Special Child Health Case Management 2015	110,768		108,819	1,949	
Sexual Assault Nurse Examiner (SART/SANE)	80,406				80,406
Right To Know Program	16,402		16,402		
Work First New Jersey Administration DOL	40,000		40,000		
TB Control Program	223,959		223,959		
Basic Center Program Grant	163,811		152,877		10,934
Victims of Crime Act Grant Program (VOCA)	162,062		162,062		
Venture Program	432,269		432,269		
Emergency Management Agency Assistance (EMAA)	115,000		115,000		
2016 GRANTS					
State/Community Partnership Program		830,965	616,498		214,467
Area Plan Grant		6,711,070	6,581,310		129,760
Peer Grouping-Family Guidance Cats Program		1,430,417	1,430,417		
Human Services Advisory Council		66,073	66,073		
HUD-Homeless Management Information System		82,893	50,251		32,642
CD-Homeless Management Information System		20,000	20,000		
IOLTA Grant		16,280	16,280		
US Marshall Regional Fugitive Task Force		15,000	10,766		4,234
Historical Commission Grant		22,885	22,885		
2016 Local Arts Program		96,777	72,583		24,194
Domestic Violence Intervention Services		503,857	503,857		
FFY15 State Homeland Security Program (SHSP)		348,570	56,008		292,562
FFY15 Urban Areas Security Initiative (UASI)		482,288	170,604		311,684
Visions and Detention Alternatives		101,001	101,001		
Social Services for the Homeless		301,600	258,171	43,429	
Gang, Gun & Narcotics Task Force		72,236	72,236		
Victim Assistance Grant (VAG)		90,177	22,951		67,226
Drunk Driving Enforcement Fund		8,465	8,465		
Medicare Special Benefits Outreach		40,000	39,000		1,000
Respite Care Program		565,480	528,175		37,305
Personal Assistance Services Program		93,054	93,054		
Personal Assistance Services - Hudson County		24,163	24,163		
Youth Complex Education Program		150,000	150,000		
Historic Commission Pilot Program		3,500	3,500		
Senior Citizen & Disabled Residents Transportation Program		1,404,961	1,261,723		143,238
Sheriff IV-D Reimbursement Grant		572,725	165,433	407,292	
Megan's Law Grant		11,818	8,864		2,954
Veterans Transportation		26,000	10,830		15,170
Mental Health Law Project		246,898	117,608		129,290
Children's Interagency Coordinating County		36,874	36,874		
Juvenile Detention Alternate Initiative (JDAI)		68,669	65,578		3,091
Bergen County HIV & CTS Program		106,863	75,346		31,517

COUNTY OF BERGEN
SCHEDULE OF FEDERAL AND STATE GRANTS RECEIVABLE
FEDERAL AND STATE GRANT FUND
FOR THE YEAR ENDED DECEMBER 31, 2016

Grant Title	Balance December 31, 2015	Accrued in 2016	Received 2016	Grants Canceled	Balance December 31, 2016
County Comprehensive Alcohol Program		1,120,483	761,036		359,447
HUD-Veteran's Supportive Housing		88,415	28,518		59,897
Senior Farmer's Market		3,500			3,500
County Environmental Health Act (CEHA)		271,170	204,604		66,566
Job Access & Reverse Commute Grant		80,000	58,470		21,530
Unified Child Care Grant		24,986	24,986		
PHILIP (LINCS) Bioterrorism Program		313,396	40,106		273,290
Work First NJ Administration		114,461	28,615		85,846
Social Services for the Homeless		1,275,366	207,757		1,067,609
Aggressive Driving Campaign Program		25,000	17,600	7,400	
Subregional Transportation Planning		198,164	51,943		146,221
Subregional Support and Intern Program		15,000			15,000
TB Control Program		15,000	15,000		
State Health Insurance Program		31,000	19,765		11,235
Right To Know Program		21,869	5,467		16,402
Early Intervention Services Program		1,480,493	380,300		1,100,193
HUD-Housing Counseling Program Grant		16,258			16,258
Comprehensive Cancer Control Plan		130,800	21,120		109,680
TB Control Program		272,472	38,797		233,675
Clean Communities Program		174,015	174,015		
Municipal Alliance Program		757,888	20,062		737,826
Spring House for Women		77,404	44,549		32,855
Special Child Health Case Management		141,367	37,573		103,794
Stop Violence Against Women Act		31,930			31,930
Special Project of National Significance		16,000	8,000		8,000
Medicare Improvements for Patients		40,000			40,000
Comprehensive Community Project		50,000			50,000
Aggressive Driving Campaign Program		25,000			25,000
Drug Recognition Expert Program		25,000			25,000
Gang, Gun & Narcotics Task Force		71,117			71,117
FFY16 Urban Areas Security Initiative (UASI)		357,500			357,500
FFY16 State Homeland Security Program (SHSP)		463,634			463,634
Victims of Crime Act (VOCA) Program		210,427			210,427
Basic Center Program Grant		150,886			150,886
Unified Child Care Grant		1,690,271	533,652		1,156,619
2016 Prosecutory Body Armor Replacement		8,520	8,520		
2016 Sheriff Body Armor Replacement		40,599	40,599		
Cancer Education & Early Detection Program		763,409	68,193		695,216
Youth Complex Education Program		155,000	62,000		93,000
Venture Program Grant		635,173	143,293		491,880
2017 NJHC Special Project Grant		12,750	10,838		1,912
Work First NJ Administration		40,000			40,000
	\$ 11,047,536	25,987,282	23,806,079	1,145,363	12,083,376
			Interfunds \$ 23,788,208		
			Reserve for Grants Unappropriated 104,831		
			Due to State of New Jersey (86,960)		
			\$ 23,806,079		

COUNTY OF BERGEN

SCHEDULE OF ENCUMBRANCES/CONTRACTS PAYABLE

FEDERAL AND STATE GRANT FUND

FOR THE YEAR ENDED DECEMBER 31, 2016

Balance: December 31, 2015	\$	1,386,970
Increased by:		
Transferred from Reserve for Federal and State Grants		<u>2,993,273</u>
		4,380,243
Decreased by:		
Grant Encumbrances/Contracts Paid by Current Fund		<u>1,386,970</u>
Balance: December 31, 2016	\$	<u><u>2,993,273</u></u>

COUNTY OF BERGEN
SCHEDULE OF RESERVE FOR FEDERAL AND STATE GRANTS
FEDERAL AND STATE GRANT FUND
FOR THE YEAR ENDED DECEMBER 31, 2016

Grant Title	Balance December 31, 2015	Transferred From 2015 Budget Appropriations	Paid or Charged	Grants Canceled	Grants Transferred	Balance December 31, 2016
<u>2002 GRANTS</u>						
Right to Farm Activities Grant	\$ 4,399					4,399
<u>2007 GRANTS</u>						
Cities Readiness Initiative	19,264		371			18,893
2006 State Criminal Alien Assistance Program	10,001		(30,754)			40,753
2007 State Criminal Alien Assistance Grant	150,000		72,092			77,908
<u>2008 GRANTS</u>						
Cities Readiness Initiative Program	118,936					118,936
2007 County 911 Coordinator Grant	130					130
<u>2009 GRANTS</u>						
PARIS	35,997					35,997
PARIS	53,389			53,389		
<u>2011 GRANTS</u>						
Route 17 Bottleneck Alternatives	97,078		11,760			85,318
<u>2012 GRANTS</u>						
Innovations Program	3,770		3,770			
2012 Local Arts Program	602		602			
Drunk Driving Enforcement	9,413		8,290			1,123
BC Community Emergency Response Team Program	2,114					2,114
Polling Place Handicap Accessibility Funding Grant	4,061			4,061		
<u>2013 GRANTS</u>						
Water Works 2010 Restoration Grant	704,384		704,384			
Juvenile Justice Innovations Program	21,564					21,564
Overpeck Park Pathways (TE-2012-County of Bergen-0014)	500,000					500,000
Recreational Trails Programs - Van Burskirk Island	24,700					24,700
New Freedom Mobility Management Program Grant	11,798		11,798			
Venture Program	647		612			35
Unified Child Care						
Historical Commission Grant	500		500			
Basic Center Program Grant	23,690					23,690
<u>2014 GRANTS</u>						
Medicaid Peer Grouping	321,768		(35)		(321,803)	
Prosecutor Body Armor Replacement						
Youth Complex Education Programs	32,727		24,538			8,189
Drunk Driving Enforcement Fund	18,156					18,156
2014 Local Arts Program						
Clean Communities Program						
NJ Comprehensive Cancer Control Plan						
TB Control Program	249		249			
Cancer Education & Early Detection Program (CEED)						
Basic Center Program Grant	6,477					6,477
FFY14 State Homeland Security Program (SHSP)	209,831		209,824	7		
FFY14 Urban Areas Security Initiative (UASI)	106,903		106,212	691		
Unified Child Care (03/15)						
Comprehensive Community Project	12,527			12,527		
Aggressive Driving Campaign Program	8,800			8,800		
Drug Recognition Expert Grant	10,668			10,668		
Venture Program	59,426					59,426

COUNTY OF BERGEN
SCHEDULE OF RESERVE FOR FEDERAL AND STATE GRANTS
FEDERAL AND STATE GRANT FUND
FOR THE YEAR ENDED DECEMBER 31, 2016

Grant Title	Balance December 31, 2015	Transferred From 2015 Budget Appropriations	Paid or Charged	Grants Canceled	Grants Transferred	Balance December 31, 2016
2015 GRANTS						
State/Community Partnership Program	7,785		7,579	206		
New Freedom Mobility Management Program	25,000		25,000			
Domestic Violence Intervention Services	47,852		5,470	42,382		
Medicaid Peer Grouping	25,576		(10,431)		(36,007)	
Area Plan Grant	777,091		459,452	95	(317,544)	
2014 Sheriff Body Armor Replacement	15,972		15,871			101
Victims Assistance Grant (VAG) Program	15,673		15,673			
IOLTA Fund Grant	556		556			
Respite Care Program	128,401		28,340	100,061		
Personal Assistance Services Program	1,214		65	1,149		
HUD-Homeless Management Information System			(2,410)	2,410		
CD-Homeless Management Information System	3,137		3,137			
Bergen County HIV/CTS Program	870			870		
Sexual Assault Nurse Examiner (SART/SANE)	2,014		(1)	2,015		
Drunk Driving Enforcement Fund	9,744					9,744
Juvenile Detention Alternatives Initiative (JDAI)	5,925		5,925			
HUD-Veteran's Supportive Housing						
Shelter Support Program	330,000		277,557			52,443
2015 Local Arts Program	20,910		20,910			
Work First On-the-Job Training Program			(628)	628		
Venture Program	14,075		2,855			11,220
Senior Citizen & Disabled Residents Trans Program	2,500		2,500			
Stop Violence Against Women Act (VAWA)	10,790		10,790			
Comprehensive Community Project	44,738		15,719	29,019		
County Comprehensive Alcohol Program	81,826		32,397			49,429
Work First New Jersey Administration	6,132		(5,835)			11,967
Homeless Program (06/16)	19,787		19,787			
Historical Commission Grant	3,103		3,103			
Subregional Transportation Planning Program	106,596		106,239	357		
Subregional Support & Intern Program	11,804		4,520	7,284		
Drug Recognition Expert Grant	25,000		13,788	11,212		
Unified Child Care	1,362,800		1,209,059			153,741
Youth Complex Education Programs	27,544		(12,495)	12,495		27,544
HUD-Housing Counseling Program	8,540		8,540			
State Health Insurance Program (SHIP)	4,926		4,926			
Mental Health Law Project	4,363		4,363			
Bioterrorism Program - LINCS Agencies Grant	237,714		193,858	43,856		
NJ Comprehensive Cancer Control Plan	90,009		90,009			
Municipal Alliance Program	689,448		477,211	212,237		
Veterans Transportation	13,004		13,004			
Cancer Education & Early Detection Program (CEED)	539,382		535,222	4,160		
Conducted Energy Device Assistance Program	60,000		44,193	15,807		
Job Access & Reverse Commute (JARC)	90,299		90,299			
Bergen County College Shuttle (CMAQ 2)	212,831		212,831			
Mental Health Board Administrator (06/16)	6,000		6,000			
Early Intervention Program	797,372		688,465	108,907		
Special Child Health Case Management 2015	69,405		67,436	1,949		
Sexual Assault Nurse Examiner (SART/SANE)	63,703		55,284			8,419
Right To Know Program	10,935		10,935			
Work First New Jersey Administration DOL	19,731		19,731			
TB Control Program	156,982		156,982			
State Criminal Alien Assistance Program (2015 SCAAP)	415,376		415,376			
Basic Center Program Grant	124,892		113,958			10,934
Victims of Crime Act Grant Program (VOCA)	81,031		81,031			
Sheriff Body Armor Replacement (2015)	43,607		43,188			419
Prosecutor Body Armor Replacement (2015)	11,445		6,195			5,250
Clean Communities Grant	93,392		93,133			259
Venture Program	462,357		420,479			41,878
Emergency Management Agency Assistance (EMAA)	60,000		60,000			

COUNTY OF BERGEN
SCHEDULE OF RESERVE FOR FEDERAL AND STATE GRANTS
FEDERAL AND STATE GRANT FUND
FOR THE YEAR ENDED DECEMBER 31, 2016

Grant Title	Balance December 31, 2015	Transferred From 2015 Budget Appropriations	Paid or Charged	Grants Canceled	Grants Transferred	Balance December 31, 2016
2016 GRANTS						
State/Community Partnership Program		830,965	812,857			18,108
Area Plan Grant		6,711,070	6,361,207		317,544	667,407
Peer Grouping-Family Guidance Cats Program		1,430,417	1,371,173		357,810	417,054
Human Services Advisory Council		66,073	66,064			9
HUD-Homeless Management Information System		82,893	82,133			760
CD-Homeless Management Information System		20,000	20,000			
IOLTA Grant		16,280	16,280			
US Marshall Regional Fugitive Task Force		15,000	15,000			
Historical Commission Grant		22,885	18,150			4,735
2016 Local Arts Program		96,777	79,422			17,355
Domestic Violence Intervention Services		503,857	503,412			445
FFY15 State Homeland Security Program (SHSP)		348,570	184,430			164,140
FFY15 Urban Areas Security Initiative (UASI)		482,288	271,526			210,762
Visions and Detention Alternatives		101,001	101,001			
Social Services for the Homeless		301,600	258,171	43,429		
Gang, Gun & Narcotics Task Force		72,236	72,236			
Victim Assistance Grant (VAG)		90,177	82,036			8,141
Drunk Driving Enforcement Fund		8,465	8,465			8,465
Medicare Special Benefits Outreach		40,000	40,000			
Respite Care Program		565,480	499,875			65,605
Personal Assistance Services Program		93,054	84,930			8,124
Personal Assistance Services - Hudson County		24,163	22,300			1,863
Youth Complex Education Program		150,000	96,055			53,945
Historic Commission Pilot Program		3,500	3,500			
Senior Citizen & Disabled Residents Transportation Program		1,404,961	1,404,808			153
Sheriff IV-D Reimbursement Grant		572,725	165,433	407,292		
Megan's Law Grant		11,818	11,818			
Veterans Transportation		26,000	12,996			13,004
Mental Health Law Project		246,898	239,720			7,178
Children's Interagency Coordinating County		36,874	36,874			
Juvenile Detention Alternate Initiative (JDAL)		68,669	66,372			2,297
Bergen County HIV & CTS Program		106,863	104,299			2,564
County Comprehensive Alcohol Program		1,120,483	1,092,231			28,252
HUD-Veteran's Supportive Housing		88,415	88,415			
Senior Farmer's Market		3,500	2,763			737
County Environmental Health Act (CEHA)		271,170	271,170			
Job Access & Reverse Commute Grant		80,000	80,000			
Unified Child Care Grant		24,986	900			24,086
PHILIP (LINC) Bioterrorism Program		313,396	102,305			211,091
Work First NJ Administration		114,461	108,329			6,132
Social Services for the Homeless		1,275,366	922,324			353,042
Aggressive Driving Campaign Program		25,000	17,600	7,400		
Subregional Transportation Planning		198,164	93,105			105,059
Subregional Support and Intern Program		15,000	11,613			3,387
TB Control Program		15,000	15,000			
State Health Insurance Program		31,000	26,074			4,926
Right To Know Program		21,869	10,934			10,935
Early Intervention Services Program		1,480,493	702,058			778,435
HUD-Housing Counseling Program Grant		16,258	11,321			4,937
Comprehensive Cancer Control Plan		130,800	57,051			73,749
TB Control Program		272,472	92,402			180,070
Clean Communities Program		174,015	75,843			98,172
Municipal Alliance Program		757,888	60,760			697,128
Spring House for Women		77,404	62,286			15,118
Special Child Health Case Management		141,367	70,200			71,167
Stop Violence Against Women Act		31,930	20,955			10,975
Special Project of National Significance		16,000	10,461			5,539
Medicare Improvements for Patients		40,000				40,000
Comprehensive Community Project		50,000	2,262			47,738
Aggressive Driving Campaign Program		25,000				25,000

COUNTY OF BERGEN
SCHEDULE OF RESERVE FOR FEDERAL AND STATE GRANTS
FEDERAL AND STATE GRANT FUND
FOR THE YEAR ENDED DECEMBER 31, 2016

Grant Title	Balance December 31, 2015	Transferred From 2015 Budget Appropriations	Paid or Charged	Grants Canceled	Grants Transferred	Balance December 31, 2016
Drug Recognition Expert Program		25,000				25,000
Gang, Gun & Narcotics Task Force		71,117	35,558			35,559
FFY 16 Urban Areas Security Initiative (UASI)		357,500	43,349			314,151
FFY 16 State Homeland Security Program (SHSP)		463,634	25,000			438,634
Victims of Crime Act (VOCA) Program		210,427	105,213			105,214
Basic Center Program Grant		150,886	28,857			122,029
Unified Child Care Grant		1,690,271	412,733			1,277,538
2016 Prosecutory Body Armor Replacement		8,520				8,520
2016 Sheriff Body Armor Replacement		40,599				40,599
Cancer Education & Early Detection Program		763,409	245,634			517,775
Youth Complex Education Program		155,000				155,000
Venture Program Grant		635,173	189,163			446,010
2017 NJHC Special Project Grant		12,750				12,750
Work First NJ Administration		40,000	17,450			22,550
	\$ 10,085,228	25,987,282	25,506,771	1,145,363	-	9,420,376
		\$ 13,204,332	Adopted Budget Appropriations			
		12,782,950	Added by 40A:4-87			
		\$ 25,987,282				
			Interfunds \$ 22,513,498			
			Transferred to Encumbrances/Contracts Payable 2,993,273			
			\$ 25,506,771			

COUNTY OF BERGEN
 SCHEDULE OF RESERVE FOR STATE AND FEDERAL GRANTS - UNAPPROPRIATED
 FEDERAL AND STATE GRANT FUND
 FOR THE YEAR ENDED DECEMBER 31, 2016

	Balance, December 31, 2015	Transferred To 2015 Budget	Received	Balance, December 31, 2016
2015 Local Arts Program	\$ 48,389	48,389		
Youth Complex Education Program	45,000	45,000		
Medical Peer Grouping	218,499		469,617	688,116
Community Provider Contract Adjustments	57,800			57,800
Historical Commission Grant	11,442	11,442		
Kessler Foundation			10,000	10,000
State Criminal Alien Assistance Program			535,827	535,827
County History Partnership Program			45,000	45,000
	<u>\$ 381,130</u>	<u>104,831</u>	<u>1,060,444</u>	<u>1,336,743</u>

THIS PAGE INTENTIONALLY LEFT BLANK

COUNTY OF BERGEN
SCHEDULE OF CASH RECEIPTS AND DISBURSEMENTS

TRUST FUNDS

FOR THE YEAR ENDED DECEMBER 31, 2016

	Regular Trust Fund	Self-Insurance Trust Fund	Community Development Trust Fund
Balance: December 31, 2015	\$ 68,249,138	6,280,059	1,243,195
Increased by Receipts:			
Open Space Trust Levy	4,213,621		
Open Space Trust Reserves	53,835		
Special Prosecutor's Trust Fund	7,045,435		
Motor Vehicle Fines and Road Opening Deposits	7,313,259		
Weights and Measures	274,964		
Road Permit Deposits	97,482		
Miscellaneous Trust Accounts	4,404,020		
Interfunds	25,044,193		
Insurance Receipts		72,559,768	
US Department of Housing and Urban Development - Drawdown			10,873,721
Principal on Mortgages Receivable			486,397
Interest on Mortgages Receivable			186,841
Program Income - Community Development			205,400
Small Business Loans - Principals			10,443
Small Business Loans - Interest			3,215
First Time Homebuyer Mortgages			19,200
	<u>48,446,809</u>	<u>72,559,768</u>	<u>11,785,217</u>
	116,695,947	78,839,827	13,028,412
Decreased by Disbursements:			
Motor Vehicle Fines and Road Opening Deposits	7,150,000		
Road Permit Deposits	48,550		
Weights and Measures	276,863		
Special Prosecutor's Trust Fund	6,199,019		
Open Space Trust Fund	6,986,603		
Miscellaneous Trust Accounts	4,306,643		
Interfunds	25,035,039	151,361	129
Insurance Expenditures		71,347,000	
Refunds			1,998
Community Development Expenditures			11,575,233
	<u>50,002,717</u>	<u>71,498,361</u>	<u>11,577,360</u>
Balance: December 31, 2016	<u>\$ 66,693,230</u>	<u>7,341,466</u>	<u>1,451,052</u>

COUNTY OF BERGEN

SCHEDULE OF INTERFUNDS RECEIVABLE / (PAYABLE)

TRUST FUNDS

FOR THE YEAR ENDED DECEMBER 31, 2016

	Balance December 31, 2015	Increased	Decreased	Balance December 31, 2016
Regular Trust Fund				
Due from (to) CDBG Trust Fund	\$ 22,500			22,500
Due from (to) Current Fund		25,000,838	25,000,000	838
Prosecutor Trust Fund				
Due from (to) Current Fund		226		226
Due from (to) Grant Fund		33,975	44,193	(10,218)
Self-Insurance Trust Fund				
Due from (to) Current Fund		1,361		1,361
Due from (to) Capital Fund		150,000		150,000
CDBG Trust Fund				
Due from (to) Current Fund		129		129
Due from (to) Regular Trust Fund	(22,500)			(22,500)
	<u>-</u>	<u>25,186,529</u>	<u>25,044,193</u>	<u>142,336</u>
Due to Trust Funds	\$ 22,500	25,152,554	25,000,000	175,054
Due from Trust Funds	(22,500)	33,975	44,193	(32,718)
	<u>-</u>	<u>25,186,529</u>	<u>25,044,193</u>	<u>142,336</u>

COUNTY OF BERGEN
SCHEDULE OF OPEN SPACE TAXES RECEIVABLE
REGULAR TRUST FUND
FOR THE YEAR ENDED DECEMBER 31, 2016

Balance: December 31, 2015	\$	12,201
Increased by:		
County Open Space Tax Levy	\$	4,199,095
County Open Space Tax Levy - Added Tax		<u>16,769</u>
		<u>4,215,864</u>
		4,228,065
Decreased by:		
Cash Receipts		<u>4,213,621</u>
Balance: December 31, 2016	\$	<u><u>14,444</u></u>

COUNTY OF BERGEN

SCHEDULE OF DUE FROM U.S. DEPARTMENT OF HOUSING AND
URBAN DEVELOPMENT - LETTERS OF CREDIT

COMMUNITY DEVELOPMENT TRUST FUND

FOR THE YEAR ENDED DECEMBER 31, 2016

Balance: December 31, 2015		\$	27,389,282
Increased by current year awards:			
Community Development Block Grant	\$	8,632,392	
Emergency Shelter Grant		736,329	
Continuum of Care Program		166,624	
HOME Investment Funds		<u>1,970,316</u>	
			<u>11,505,661</u>
			38,894,943
Decreased by:			
Cash Receipts, U.S. Department of Housing and Urban Development (HUD)			
Community Development Block Grant		8,402,235	
HOME Investment Funds		1,243,458	
Emergency Shelter Grant		670,603	
Continuum of Care Program		69,516	
American Dream Mortgage		<u>487,909</u>	
			<u>10,873,721</u>
Balance: December 31, 2016		\$	<u><u>28,021,222</u></u>

COUNTY OF BERGEN

SCHEDULE OF ACCOUNTS RECEIVABLE RECOVERY FEES - COURT ORDER

COMMUNITY DEVELOPMENT TRUST FUND

FOR THE YEAR ENDED DECEMBER 31, 2016

Balance: December 31, 2015	\$ <u>9,850</u>
Balance: December 31, 2016	\$ <u><u>9,850</u></u>

COUNTY OF BERGEN

SCHEDULE OF RESERVE FOR DEDICATED REVENUE
MOTOR VEHICLE FINES AND ROAD OPENINGS

REGULAR TRUST FUND

FOR THE YEAR ENDED DECEMBER 31, 2016

Balance: December 31, 2015		\$	1,816,185
Increased by:			
Motor Vehicle Fines Collected	\$	5,204,453	
BC Central Municipal Court Fees Collected		499,658	
Road Opening Permits Collected		409,148	
Transfer from Appropriation Reserves		<u>1,200,000</u>	
			<u>7,313,259</u>
			9,129,444
Decreased by:			
Interfunds:			
2016 Budget Appropriation Offset		5,350,000	
2016 Budget Revenue		<u>1,800,000</u>	
			<u>7,150,000</u>
Balance: December 31, 2016		\$	<u><u>1,979,444</u></u>

COUNTY OF BERGEN

SCHEDULE OF RESERVE FOR DEDICATED REVENUE - WEIGHTS AND MEASURES

REGULAR TRUST FUND

FOR THE YEAR ENDED DECEMBER 31, 2016

Balance: December 31, 2015		\$	43,532
Increased by:			
Cash Receipts:			
Central Municipal Court Transfers	\$	51,209	
State of New Jersey		223,570	
Interest		185	
Prior Year Contracts Payable		996	
Prior Year Encumbrances		<u>2,374</u>	
			<u>278,334</u>
			321,866
Decreased by:			
Cash Disbursements		276,863	
Contracts Payable		575	
Encumbrances		<u>3,304</u>	
			<u>280,742</u>
Balance: December 31, 2016		\$	<u><u>41,124</u></u>

COUNTY OF BERGEN

SCHEDULE OF MISCELLANEOUS TRUST ACCOUNTS

REGULAR TRUST FUND

FOR THE YEAR ENDED DECEMBER 31, 2016

	Balance, December 31, 2015	Prior Year Encumbrances/ Contracts Payable	Increases	Decreases	Transfer to Encumbrances/ Contracts Payable	Balance, 2016
County Clerk - Filing & Recording Fees	\$ 115,969	206,123	333,418	443,535	180,251	31,724
County Clerk - Homeless	538,034	112,570	272,937	218,152	59,418	665,971
Superintendent of Schools - School Election	291	2,000	75,184	29,466	38,000	10,009
Special Municipal Elections	72	3,000	9,973	12,290		755
Unclaimed Salaries of Deceased Employees	1,298		15,600	5,537		11,361
Filing Fees for Tax Appeals	2,864,678	299,628	248,804	347,300	642,557	2,423,253
Surrogate Probates, Guardianship & Trusts	1,129,879	130,235	108,590	22,760	119,840	1,226,104
Public Advocate Fee	512,354		23,000			535,354
Tennessee Gas Pipeline Planning & Economic Dev.	700,000					700,000
Homeownership Deposits	56,630	495	37,575	43,412	504	50,784
B/C Police - K-9 Unit	1,600		15,250	8,435		1,600
B/C Police Emergency Mgt Div. Emergency		137			137	6,815
Industrial Brigade - Police and Fire Academy	50,285	16,099	4	50,400	14,962	1,026
Law Enforcement Training & Equipment Fund	179,160	12,500	104	191,764		
Bergen County Police - Fed Equitable Sharing	101			101		
Police Fed Equitable Share - Justice	519,949	175,645	187	695,781		
Police Fed Equitable Share - Treasury	33,611		5,374	1,798		37,187
Attorney ID Program	138,735	40,872	1,018,125	145,453	34,362	1,017,917
Federal Forfeiture Trust	69,430	30,625	45,774	33,405	32,156	80,268
Sheriff - NJSA 22A:4-8	3,211		754			3,965
Parking Adjudication Act	3,493,920	51,048	472,675	618,320		3,399,323
Deposit Account - Performance Bonds	6	46,619	2	40,674	5,946	7
PSE&G Bridge Attachment	46,349	38	26,252	47,826	20,000	4,813
Intermediate Care Facility	100,001		462,556	320,053	29,487	213,017
Bergen County Adult Day Care Center	71,616	65,514	275,182	310,768	37,485	64,059
Industrial Health Trust Fund	464,272	55,010	466,280	289,834	141,583	554,145
Spring House			1,297			1,297
Mental Health Law Project	422,690	36,447	202,114	169,059	14,638	477,554
Alcohol Recovery Program	799,953	547	18,427	147,404	38,752	632,771
Donation - Animal Shelter	167,669	11,755	85,822	71,544	24,054	169,648
Environmental Quality and Enforcement Fund	23,386		54,258	331	2,092	75,221
Office on Aging - Recreation	1,700	400				2,100
Aging Resource Media	31,223		25,614	11,676	25,980	19,181
Aging - Education & Training	2,397					2,397
Senior Citizen Minibus Program	40,259	21,207	88,337	76,536	9,227	64,040
Alternative to Domestic Violence	9,021	700	4,607	2,775	900	10,653
Parents' Workshop						

COUNTY OF BERGEN
SCHEDULE OF MISCELLANEOUS TRUST ACCOUNTS

REGULAR TRUST FUND

FOR THE YEAR ENDED DECEMBER 31, 2016

	Balance, December 31, 2015	Prior Year Encumbrances/ Contracts Payable	Increases	Decreases	Transfer to Encumbrances/ Contracts Payable	Balance, 2016
Special Transportation	8,985		4,345	13,330		31,211
Office of Children - Provider Workshop Fees	50,160		3,592	14,981	7,560	51,434
Office for Children - Family Day Care Holiday	47,706		22,026	18,298		2,285
Providers' Registration Fees	2,200		750	665		3,752
Office for Children - Miscellaneous	2,723		1,162	133		6,567
Disabled Meals on Wheels	5,595		972			150
Office on Handicapped - Peer Grouping	25		150	25		45
Handicapped - Post Stroke			45			3,600
Handicapped - Special Program	3,553		807	760		649
Personal Attendant Services		649				9,326
Handicapped - Respite	8,865	390	23,389	22,518	800	21,191
Assistance for Needy New Jersey Veterans	13,523	790	14,129	7,251		21,625
Citizens' Donations - Child Welfare Home	19,641		5,800	3,816		9,273
Stanton House	7,843		5,307	3,877		6,551
Family Guidance - Day Corrections	951		5,600			170
Human Services Conferences	196		64	90		2,302
Human Services - A. McCausland	2,850			548		4,442
Garfield Veterans Home	4,442					38,085
Veterans Community Based Service	63,386		23,961	49,262		9,815
VHA GPD Program	234		134,256	124,675		6,212
Fund for Military Veterans	26,212	11,604	1,116	32,720		2,849
Bergen Pines Hospital - Trust Fund	2,849					2,110
Maureen Henry Scholarship Fund	2,110					3,001
Educational Psychology Fund	3,001					1,407
Cultural & Hist. Affairs	3,393					191
Artist Guild Scholarship	191		623	2,609		1
Wortendyke Barn	1					215,710
Jane Kendall Gingrich Trust Fund	251,873	6,356	499	21,422	21,596	11,773
Parks Department - Residence Maintenance	17,218	888		5,408	925	10,377
Parks Department - Wildlife	3,380	390	6,607			2,048
Zoo Operations Support	115,398	722	154,031	263,677	4,426	1,000
Van Saun Tennis Club	1,000					9,250
Park Improvement & Land Acquisition	7,500	7,905			6,155	10,947
Parks Department - Plant-a-Tree	9,497	16,265	1,450	16,265		19,731
Pioneer Junior Tour/School	57,258	9,373	131,570	178,070	400	2,500
Golf Concessions	2,500					1,951
Div. of Parks Cultural and Historical Affairs	1,231		720			

COUNTY OF BERGEN
 SCHEDULE OF MISCELLANEOUS TRUST ACCOUNTS
 REGULAR TRUST FUND
 FOR THE YEAR ENDED DECEMBER 31, 2016

	Balance, December 31, 2015	Prior Year Encumbrances/ Contracts Payable	Increases	Decreases	Transfer to Encumbrances/ Contracts Payable	Balance, 2016
DH Corp - Security Deposit	2,527					2,527
Pascack Valley Tennis Courts		36,674		1,275	35,399	854,679
HWC/Oradell/New Milford	771,850	125,874		16,757	26,288	21,803
Overpeck Settlement Trust	21,803					6,007
Gill Retail Services	6,006		1			313
Medicaid Peer Grouping	313		300,000		300,000	15,150
Public Events			40,800	25,650		
	\$ 14,159,738	1,537,094	5,277,848	5,180,471	1,875,880	13,918,329
	Encumbrances \$ 517,077				\$ 652,163	
	Contracts 1,020,017				1,223,717	
	\$ 1,537,094				\$ 1,875,880	
	Cash \$ 4,404,020			4,306,643		
	Intrafunds 873,828			873,828		
	\$ 5,277,848			5,180,471		

COUNTY OF BERGEN
 SCHEDULE OF RESERVE FOR ENCUMBRANCES PAYABLE
 REGULAR TRUST FUND
 FOR THE YEAR ENDED DECEMBER 31, 2016

Balance: December 31, 2015		\$	27,073,647
Increased by:			
Transfer from Special Prosecutor's Trust Fund	\$	883,786	
Transfer from Open Space Trust Fund		16,309,856	
Transfer from Miscellaneous Trust Fund		652,163	
Transfer from Dedicated Revenues-Weights and Measures		<u>3,304</u>	
			<u>17,849,109</u>
			44,922,756
Decreased by:			
Special Prosecutor's Trust		1,191,914	
Open Space Trust Fund		25,362,282	
Miscellaneous Trust		517,077	
Weights and Measures		<u>2,374</u>	
			<u>27,073,647</u>
Balance: December 31, 2016		\$	<u>17,849,109</u>

COUNTY OF BERGEN
SCHEDULE OF RESERVE FOR CONTRACTS PAYABLE
REGULAR TRUST FUND
FOR THE YEAR ENDED DECEMBER 31, 2016

Balance: December 31, 2015	\$	2,142,821
Increased by:		
Transfer from Special Prosecutor's Trust Fund	\$	295,719
Transfer from Reserve for Miscellaneous Trust Fund		1,223,717
Trans. from Dedicated Revenues-Weights and Measures		<u>575</u>
		<u>1,520,011</u>
		3,662,832
Decreased by:		
Special Prosecutor's Trust Fund - Contracts		1,121,804
Miscellaneous Trust Fund - Contracts		1,020,017
Weights and Measures - Contracts		<u>996</u>
		<u>2,142,817</u>
Balance: December 31, 2016	\$	<u><u>1,520,015</u></u>

COUNTY OF BERGEN
SCHEDULE OF ROAD PERMIT DEPOSITS
REGULAR TRUST FUND
FOR THE YEAR ENDED DECEMBER 31, 2016

Balance: December 31, 2015	\$ 549,498
Increased by:	
Deposits Collected	<u>97,482</u>
	646,980
Decreased by:	
Deposits Refunded	<u>48,550</u>
Balance: December 31, 2016	<u><u>\$ 598,430</u></u>

COUNTY OF BERGEN
 SCHEDULE OF OPEN SPACE TRUST FUND
 REGULAR TRUST FUND
 FOR THE YEAR ENDED DECEMBER 31, 2016

Balance: December 31, 2015		\$	8,681,374
Increased by:			
County Open Space Tax Levy	\$	4,199,095	
County Open Space Tax Levy - Added Tax		16,769	
Interest		53,835	
Prior Year Encumbrances Payable		<u>25,362,282</u>	
			<u>29,631,981</u>
			38,313,355
Decreased by:			
Cash Disbursements		6,986,603	
Encumbrance Payable		<u>16,309,856</u>	
			<u>23,296,459</u>
Balance: December 31, 2016		\$	<u><u>15,016,896</u></u>

COUNTY OF BERGEN
SCHEDULE OF PROSECUTOR'S TRUST FUND
REGULAR TRUST FUND
FOR THE YEAR ENDED DECEMBER 31, 2016

	Balance, December 31, 2015	Prior Year Encumbrances/ Contracts Payable	Receipts	Disbursements	Encumbrances/ Contracts Payable	Balance, December 31,
County Law Enforcement Trust Account	\$ 1,171,497	831,112	605,842	677,949	632,342	1,298,160
Seized Asset Trust Account	6,895,355		5,159,636	3,662,278		8,392,713
Municipal Escrow Account	4,451,167	1,084,651	685,899	944,002	524,509	4,753,206
Special Prosecutor's MARS Maintenance Fund	78,359	372,145	426,224	676,748	15,154	184,826
Prosecutor's DARE Grant	4,862					4,862
Auto Theft Penalties	4,605		2			4,607
Federal Equitable Sharing - Treasury	587,858		47,964	51,175		584,647
Federal Equitable Sharing - Justice	490,865	2,248	107,822	49,913	7,500	543,522
Asset Maintenance	132,476	23,562	16,983	141,891		31,130
	<u>\$ 13,817,044</u>	<u>2,313,718</u>	<u>7,050,372</u>	<u>6,203,956</u>	<u>1,179,505</u>	<u>15,797,673</u>

Encumbrances Payable	\$ 1,191,914	\$ 883,786
Contracts Payable	<u>1,121,804</u>	<u>295,719</u>
	\$ 2,313,718	\$ 1,179,505

Cash	\$ 7,045,435	6,199,019
Reclass	<u>4,937</u>	<u>4,937</u>
	\$ 7,050,372	<u>6,203,956</u>

COUNTY OF BERGEN
SCHEDULE OF RESERVE FOR SELF-INSURANCE TRUST FUND

SELF-INSURANCE TRUST FUND

FOR THE YEAR ENDED DECEMBER 31, 2016

	Balance, December 31, 2015	Prior Year Encumbrances/ Contracts Payable	Other Increases	Budget Appropriations	Disbursements	Balance, December 31, 2016
Unemployment Insurance Trust Fund	\$ 1,890,229		332,207	470,000	447,220	2,245,216
Disability Insurance Trust Fund	1,241,388		430,711		473,755	1,198,344
Workers' Compensation Trust Fund	1,408,612		2,433,673	1,825,600	4,926,659	741,226
Self Insured Liability Fund	1,011,502		1,110,626	747,600	1,847,508	1,022,220
Health Benefits	349,857	27,329	13,451,708	49,975,000	62,032,211	1,771,683
Dental Insurance Trust Fund	351,142		7,513	1,775,130	1,619,647	514,138
	<u>\$ 6,252,730</u>	<u>27,329</u>	<u>17,766,438</u>	<u>54,793,330</u>	<u>71,347,000</u>	<u>7,492,827</u>

2016 Budget \$	54,580,130
Appropriation Reserve	213,200
	<u>54,793,330</u>

COUNTY OF BERGEN
 SCHEDULE OF RESERVE FOR EXPENDITURES
 COMMUNITY DEVELOPMENT TRUST FUND
 FOR THE YEAR ENDED DECEMBER 31, 2016

Balance: December 31, 2015		\$ 23,437,711
Increased by:		
U.S. Department of Housing and Urban Development (HUD):		
CDBG Funding	\$ 8,632,392	
Emergency Shelter Allocation	736,329	
Home Funds	1,970,316	
Continuum of Care Program	166,624	
Transfer from Program Income	205,400	
Transfer from Mortgage Interest and Principal Accounts:		
Principal	500,000	
Interest	262,601	
Transfer from First Time Homebuyer	13,200	
		12,486,862
		35,924,573
Decreased by:		
Cash Disbursements		11,575,233
Balance: December 31, 2016		\$ <u><u>24,349,340</u></u>

COUNTY OF BERGEN

SCHEDULE OF HOME IMPROVEMENT MORTGAGES - PRINCIPAL

COMMUNITY DEVELOPMENT TRUST FUND

FOR THE YEAR ENDED DECEMBER 31, 2016

Balance: December 31, 2015		\$	790,758
Increased by:			
Mortgage Principal Received			<u>486,397</u>
			1,277,155
Decreased by:			
Transfer to Reserve for Expenditures	\$	500,000	
Refund Overpayment		<u>1,000</u>	
			<u>501,000</u>
Balance: December 31, 2016		\$	<u><u>776,155</u></u>

SCHEDULE OF HOME IMPROVEMENT MORTGAGES - INTEREST

COMMUNITY DEVELOPMENT TRUST FUND

FOR THE YEAR ENDED DECEMBER 31, 2016

Balance: December 31, 2015		\$	2,667,657
Increased by:			
Mortgage Interest Received			<u>186,841</u>
			2,854,498
Decreased by:			
Transfer to Reserve for Expenditures	\$	262,601	
Refund Overpayment		<u>998</u>	
			<u>263,599</u>
Balance: December 31, 2016		\$	<u><u>2,590,899</u></u>

COUNTY OF BERGEN
 SCHEDULE OF PROGRAM INCOME
 COMMUNITY DEVELOPMENT TRUST FUND
 FOR THE YEAR ENDED DECEMBER 31, 2016

Balance: December 31, 2015	\$	936,197
Increased by:		
Cash Received for Program Income		205,400
		1,141,597
Decreased by:		
Transfer to Reserve for Expenditures		205,400
Balance: December 31, 2016	\$	936,197

SCHEDULE OF SMALL BUSINESS LOANS - INCOME
 COMMUNITY DEVELOPMENT TRUST FUND
 FOR THE YEAR ENDED DECEMBER 31, 2016

Balance: December 31, 2015	\$	100
Balance: December 31, 2016	\$	100

COUNTY OF BERGEN
 SCHEDULE OF SMALL BUSINESS LOANS - PRINCIPAL
 COMMUNITY DEVELOPMENT TRUST FUND
 FOR THE YEAR ENDED DECEMBER 31, 2016

Balance: December 31, 2015	\$	534,774
Increased by:		
Principal Received		10,443
Balance: December 31, 2016	\$	545,217

SCHEDULE OF SMALL BUSINESS LOANS - INTEREST
 COMMUNITY DEVELOPMENT TRUST FUND
 FOR THE YEAR ENDED DECEMBER 31, 2016

Balance: December 31, 2015	\$	61,353
Increased by:		
Interest Received		3,215
Balance: December 31, 2016	\$	64,568

COUNTY OF BERGEN

SCHEDULE OF HOME IMPROVEMENT MORTGAGES - INTEREST ON INVESTMENTS

COMMUNITY DEVELOPMENT TRUST FUND

FOR THE YEAR ENDED DECEMBER 31, 2016

Balance: December 31, 2015	\$ <u>38,476</u>
Balance: December 31, 2016	\$ <u><u>38,476</u></u>

SCHEDULE OF FIRST TIME HOME BUYER DOWN PAYMENT ACT

COMMUNITY DEVELOPMENT TRUST FUND

FOR THE YEAR ENDED DECEMBER 31, 2016

Balance: December 31, 2015	\$ <u>130,301</u>
Balance: December 31, 2016	\$ <u><u>130,301</u></u>

COUNTY OF BERGEN

SCHEDULE OF FIRST TIME HOMEBUYER MORTGAGES

COMMUNITY DEVELOPMENT TRUST FUND

FOR THE YEAR ENDED DECEMBER 31, 2016

Balance: December 31, 2015	\$	22,500
Increased by:		
Cash Received		<u>19,200</u>
		41,700
Decrease by:		
Transfer to Reserve for Expenditures		<u>13,200</u>
Balance: December 31, 2016	\$	<u><u>28,500</u></u>

COUNTY OF BERGEN

SCHEDULE OF CASH AND CASH EQUIVALENTS - TREASURER

GENERAL CAPITAL FUND

FOR THE YEAR ENDED DECEMBER 31, 2016

	<u>2016</u>
Balance - January 1,	\$ 67,306,762
Increased by:	
Premium on Bond Anticipation Note Sale	1,613,187
Outside Funding for Bonded Projects	8,312
Interfunds	264,169
Interfunds - Interest Earned	160,412
Other Accounts Receivable	1,636,000
Capital Improvement Fund	2,800,000
Bond Anticipation Notes Issued	77,000,000
NJDOT Grants Received	3,759,134
Interest Earned on Arbitrage Rebate	23,086
Reserve for Interest	19,681
Reserve for Payment of Notes	247,062
	<hr/>
	87,531,043
	<hr/>
	154,837,805
Decreased by:	
Interfunds	160,412
Improvement Authorizations	13,500,567
Encumbrances Payable	73,446,484
Interest Transferred on Arbitrage Rebate	15,959
Reserve for Interest	19,717
Reserve for Payment of Notes	771,966
Fund Balance Transferred to Current Fund	3,800,000
	<hr/>
	91,715,105
	<hr/>
Balance - December 31,	\$ <u>63,122,700</u>

COUNTY OF BERGEN

ANALYSIS OF CASH AND CASH EQUIVALENTS

GENERAL CAPITAL FUND

FOR THE YEAR ENDED DECEMBER 31, 2016

	Balance December 31, 2016
Fund Balance	\$ 3,633,656
Capital Improvement Fund	5,131
Reserve for Encumbrances	50,195,349
Infrastructure Trust Loan Receivable	(170,639)
NJDOT Receivable	(2,921,199)
School District Receivable	(72,250)
FEMA Hazard Grant Program Receivable	(3,500,000)
Reserve for Arbitrage Rebate	49,477
Reserve for Interest	19,681
Reserve for Preliminary Costs	1,434
Reserve for Payment of Notes	247,062
Interfunds	264,169

Improvement Authorizations:

<u>Ordinance Number</u>	<u>Improvement Description</u>	
88-22	Road Resurfacing and Various Improvements	(238,709)
88-24	Various Road, Bridge and Drainage Improvements	(375)
88-41	Acquisition of Various Equipment & Improvements	(125,000)
88-45	Acquisition of Central Campus - Special Services	363,947
88-68	Acquisition of a New Data System	(883)
89-25	Parks Maintenance Garage	(12,845)
90-35	Parks - Vehicles and Equipment	(24)
90-38	Human Services - Renovations	(10,000)
93-30	Jail Construction	(1,210)
95-23	Various County Department Improvements	387
98-19	Public Works Improvements & Purchase of Equipment	(1,996)
98-20	Public Works Road Resurfacing	386,063
99-08	Road Resurfacing	435,744
99-21	Health Department Improvements	(40,000)
99-23	Various County Improvements - Public Works	(495)
00-05	DPW Road Improvements & Equipment	(65,711)
00-07	Road Resurfacing	770,008
00-11	Open Space Acquisition	(1,770)
00-14	Park Improvements	42,034
00-33	DPW Bridge Improvements	108,063
01-14	DPW Improvements and Equipment	(41,464)
01-17	Open Space	(3,403)
01-28	Road Resurfacing	260,165
01-35	Various Bridge Improvements	2,966
02-09	Road Improvements - DOT	98,983
02-19	Various Bridge Improvements	2,093

COUNTY OF BERGEN

ANALYSIS OF CASH AND CASH EQUIVALENTS

GENERAL CAPITAL FUND

FOR THE YEAR ENDED DECEMBER 31, 2016

	Balance December 31, 2016
02-28 Planning & Economic Development	(179,161)
02-31 Prosecutor Equipment	(364)
03-04 Open Space - Various Municipalities	(3,404)
03-15 DPW - Roads	62,786
03-32 Bergen County Justice Center	(60,351)
03-35 Planning and Economic Development	(27,568)
03-38 Bridge Improvements - DOT	3,393,571
04-12 DPW Various Improvements	(32,817)
04-19 Co-Generation Plan	(120,000)
04-22 Health and Human Services Improvements	(30)
04-24 Planning and Economic Development Improvements	(62,092)
05-11 Law Enforcement Improvements	(9,206)
05-12 Public Works Improvements	(60,697)
05-18 Vocational - Technical School Improvements	(11,321)
05-36 DPW Drainage Improvements	(328,128)
06-08 Road Resurfacing	395,780
06-09 DPW Various Improvements	(2,119)
06-15 Law Enforcement - Various Improvements	(60,356)
06-16 Health and Human Services	(40,097)
06-22 Planning and Economic Development Improvements	(182,935)
06-29 DPW Roads and Bridges	(383,531)
06-34 Homeless Shelter Property Acquisition	(228)
06-35 Overpeck Landfill	(1)
07-10 Parks Golf Course Improvements	(17,664)
07-11 Law Enforcement Improvements	(5,042)
07-12 Various DPW Improvements	(26,110)
07-13 Parks Improvements	(74,631)
07-15 Bergen Community College Improvements	5,870
07-22 Trunked Radio System	(13,500)
07-28 Justice Center Improvements	(38,388)
07-33 Planning Improvements	(632,885)
07-34 Various County Department Improvements	(7,000)
07-35 Bergen Regional Medical Center	(2,905)
07-43 Overpeck Landfill Improvements	(135,899)
08-12 Sheriff's Office Improvements	(20,792)
08-13 Public Works Improvements	(37,794)
08-14 Various County Improvements	(7,425)
08-17 Health and Human Services Improvements	(73,950)
08-19 Communications Center	(128,305)
08-20 Renovations to Golf Courses	(277,923)
08-37 Various Park Improvements	(80,669)
08-38 Various Law Enforcement Improvements	(24,808)
08-39 Bergen Regional Medical Center Improvements	(14,101)
08-40/12-31 County Special Services School District Improvements	(51)

COUNTY OF BERGEN

ANALYSIS OF CASH AND CASH EQUIVALENTS

GENERAL CAPITAL FUND

FOR THE YEAR ENDED DECEMBER 31, 2016

	Balance December 31, 2016
	<hr/>
08-41 Bergen County Technical Schools	(1,641)
08-42 Bergen County Community College	(23,191)
08-43 Public Works Improvements	(759,167)
08-46 Various Road Improvement Projects	386,621
08-56 Property Acquisition & Infrastructure Improvements	(94,076)
09-01 Juvenile Detention Center	(56,285)
09-07 Administration/Finance Improvements	(9,084)
09-11 Parks Improvements	(24,758)
09-12 Health and Human Services Improvements	(65,892)
09-17 Parks Improvements	(47,921)
09-18 Golf Course Improvements	(74,265)
09-19 Law Enforcement Improvements	(60,239)
09-20 Public Works Improvements	(196,053)
09-22 Public Works Improvements	(92,530)
09-23 Road Resurfacing	2,112,740
09-25 Juvenile Detention Center	(43,543)
09-31 College Ch 12 Improvements	160,331
10-09 Road Improvements	2,516,583
10-12 Park Improvements	(14,527)
10-13 Admin & Finance Improvements	(41,370)
10-14 Planning & Economic Development	10,500
10-15 Health & Human Services Improvements	(181,502)
10-16 Overpeck Phase II Improvements	(197,867)
10-17 Department of Public Works Improvements	(260,806)
10-18 BCC College Improvements	(4,350)
10-19 Special Services School District Improvements	(21,751)
10-20 Voc-Tech School Improvements	(2,271)
10-21 County Law Enforcement	(347,461)
10-23 BRMC Improvements	(102,780)
10-28/12-30 Special Services School District Improvements	(8,427)
10-35 DOT Road Improvements	1,351,170
11-01 Various Capital Park Improvements	(73,092)
11-02 Various Improvements Dept. Health and Human Services	(56,880)
11-03 Various Improvements Depts. Planning and Administration	(3,189)
11-04 Various Dept. Public Works Improvements	(347,244)
11-06 Various Improvements Special Services School District	(14,848)
11-07 BCC College Improvements	2,728,915
11-08 Various Dept. Public Works Improvements	120,846
11-09 Various Dept. Public Works Improvements	41,748
11-16 Department of Public Works (DOT)	109,062
11-20 Improvements to Justice Center Complex	(2,512)
12-08 Admin and Finance Improvements	(12,345)
12-09 Park Improvements	(147,588)
12-10 DPW Capital Improvements	(294,133)

COUNTY OF BERGEN

ANALYSIS OF CASH AND CASH EQUIVALENTS

GENERAL CAPITAL FUND

FOR THE YEAR ENDED DECEMBER 31, 2016

	Balance December 31, 2016
12-11 DPW DOT Midland Park Bridge	17,763
12-12 DPW DOT Allendale Bridge	125,389
12-19 Law Enforcement Improvements	(374,359)
12-20 Health and Human Services Improvements	(5,021)
12-21 Bergen Community College Ch. 12	(18,606)
12-22 Special Services School Improvements	(668)
12-23 Vocational School Improvements	(6,534)
12-24 DPW NJDOT 2012	1,856,542
12-26 Bergen Community College Ch. 12	33,870
12-35/14-10 Justice Center and DPW Garage Improvements	9,365,415
13-03 Special Service School Improvements	433,086
13-04 DPW Rehab Patterson St. Bridge, Hillsdale	66,459
13-09 DPW Road Improvements State Aid	501,130
13-10 Park Improvements	(126,348)
13-11 Administration and Finance Equipment	(138,485)
13-12 Health and Human Services	(36,040)
13-13 DPW Improvements	(2,231,605)
13-15 Various Improvements to Technical Schools	(180,354)
13-16 Special Services School District Improvements	(2,789)
13-17 Bergen Community College	(280,470)
13-18 Bergen Community College Ch. 12	38,025
13-22 Law Enforcement Improvements	(493,868)
14-02/15-32 DPW NJDOT 2014	1,380,776
14-04 DPW - FEMA Hazard Mitigation Grant	1,651,435
14-12 BRMC - Various Capital Improvements	(749,041)
14-19 Admin & Finance - Various Capital Improvements	(310,832)
14-20 Bergen County Community Improvements	(115,843)
14-21 Parks	(779,151)
14-22 Special Service School Improvements	(308,638)
14-23 Law Enforcement Improvements	3,131,049
14-24 DPW	2,611,936
14-25 BC - Technical Schools	(450,801)
14-26 BC - Special Schools	(41,033)
14-29 Planning	(127,268)
14-37 DPW - Rivervale Road	(648,409)
14-38 DPW - Zabriskie Street	(78,804)
15-10 Bergen County Community College	3,148,067
15-15 Admin & Finance Improvements	(374,442)
15-16 Public Safety 911	(2,022,104)
15-17 Law Enforcement Improvements	4,445,489
15-22 Health & Human Services Improvements	1,301,598
15-23 Department of Public Works	(312,807)
15-24 Bergen County Community College	(181,955)
15-26 Special Services School District Improvements	(412,987)

COUNTY OF BERGEN

ANALYSIS OF CASH AND CASH EQUIVALENTS

GENERAL CAPITAL FUND

FOR THE YEAR ENDED DECEMBER 31, 2016

	Balance December 31, 2016
	<u>2016</u>
15-27 Vocational School Improvements	(527,411)
15-28 Bergen Regional Medical Center	(950,056)
15-29 Planning & Engineering Department	(2,650,106)
15-30 Parks & Golf Courses Improvements	3,651,008
15-34 DOT - Public Works/Engineering	(5,831,321)
15-35 Bergen Regional Medical Center	(718,205)
15-38 Parks - Tennis Court Improvements	7,636
16-04 Self Insurance Reserves	(70,000)
16-06 Planning and Economic Development	(1,673,038)
16-14 DOT - Midtown Bridge Replacement	(750,000)
16-15 Admin and Finance - Various Capital Impr.	(1,037,094)
16-16 Human Services - Various Capital Improvements	13,409
16-17 Health Department - Various Capital Impr.	(127,611)
16-18 Public Safety - Various Capital Improvements	(1,454,634)
16-19 Sheriff's Department - Various Capital Impr.	(170,094)
16-20 Planning - Various Capital Improvements	(177,074)
16-21 Bergen Regional Medical Center - Various Impr	143,000
16-22 Elections - Various Capital Improvements	6,400
16-23 Special Services School District Improvements	(139,255)
16-24 DPW - Various Capital Improvements	81,900
16-25 Prosecutor's Office - Various Capital Impr.	47,400
16-26 Parks Department - Various Capital Impr.	(52,419)
	<u>63,122,700</u>
	\$ <u>63,122,700</u>

COUNTY OF BERGEN
 SCHEDULE OF ENVIRONMENTAL INFRASTRUCTURE
 TRUST LOAN RECEIVABLE

GENERAL CAPITAL FUND

FOR THE YEAR ENDED DECEMBER 31, 2016

Balance: December 31, 2015	\$	170,639
Balance: December 31, 2016	\$	170,639

SCHEDULE OF NJDOT RECEIVABLE

GENERAL CAPITAL FUND

FOR THE YEAR ENDED DECEMBER 31, 2016

Balance: December 31, 2015	\$	5,680,333
Increased by:		
Current Year Award		1,000,000
		6,680,333
Decreased by:		
Cash Received		3,759,134
Balance: December 31, 2016	\$	2,921,199

Analysis of Balance:

	\$	32,411
Ord. 13-04		75,000
Ord. 14-02/15-32		250,000
Ord. 14-03		1,563,788
Ord. 14-37		1,000,000
Ord. 16-20		2,921,199

\$ 2,921,199

COUNTY OF BERGEN

SCHEDULE OF FEMA HAZARD GRANT PROGRAM RECEIVABLE

GENERAL CAPITAL FUND

FOR THE YEAR ENDED DECEMBER 31, 2016

Balance: December 31, 2015 \$ 3,500,000

Balance: December 31, 2016 \$ 3,500,000

SCHEDULE OF SCHOOL DISTRICT RECEIVABLE

GENERAL CAPITAL FUND

FOR THE YEAR ENDED DECEMBER 31, 2016

Balance: December 31, 2015 \$ 72,250

Balance: December 31, 2016 \$ 72,250

COUNTY OF BERGEN

SCHEDULE OF DEFERRED CHARGES TO FUTURE TAXATION - FUNDED

GENERAL CAPITAL FUND

FOR THE YEAR ENDED DECEMBER 31, 2016

Balance: December 31, 2015		\$	545,967,437
Increased by:			
Bonds Issued			<u>47,315,000</u>
			593,282,437
Decreased by Debt Payments:			
Serial Bonds	\$	52,288,000	
Refunding Serial Bonds		48,550,000	
Environmental Infrastructure Trust		516,663	
Green Trust Loan		<u>158,169</u>	
			<u>101,512,832</u>
Balance: December 31, 2016		\$	<u><u>491,769,605</u></u>

COUNTY OF BERGEN
SCHEDULE OF DEFERRED CHARGES TO FUTURE TAXATION - UNFUNDED
GENERAL CAPITAL FUND
FOR THE YEAR ENDED DECEMBER 31, 2016

Ordinance Number	Improvement Description	Date Ordinance Adopted	Balance, December 31, 2015	Authorized in 2016	Reduced	Balance, December 31, 2016	Analysis of December 31, 2016 Balance		
							Financed	Unexpended	Improvement
							Anticipation	Expenditures	Authorizations
88-22	Road Resurfacing and Various Improvements	5/16/1988	\$ 238,709			238,709		238,709	
88-24	Various Road, Bridge, and Drainage Improvements	6/13/1988	375			375		375	
88-41	Acquisition of Various Equipment & Improvements	9/9/1988	125,000			125,000		125,000	
88-68	Acquisition of a New Data System	11/29/1988	883			883		883	
89-25	Park Construction	7/18/1989	12,845			12,845		12,845	
90-35	Parks - Vehicles and Equipment	7/11/1990	24			24		24	
90-38	Removal of Underground Tanks	8/1/1990	10,000			10,000		10,000	
93-30	Jail Construction	8/4/1993	12,470			12,470		1,210	11,260
95-18	Planning & Economic Development	5/3/1995	1,323,038		1,323,038				
95-20	DPW Improvements & Equipment	5/3/1995	15,740			15,740		5,628	10,112
98-19	Public Works Improvements & Purchase of Equipment	4/1/1998	386,732			386,732	78,370	1,996	306,366
98-29	Planning and Economic Development Improvements	10/7/1998	350,000		350,000				
99-21	Health Department Improvements	6/2/1999	40,000			40,000		40,000	
99-23	Various County Improvements - Public Works	6/23/1999	495			495		495	
00-05	DPW Roads Improvement & Equipment	3/15/2000	256,135			256,135	85,436	65,711	104,988
00-11	Open Space Acquisition	5/3/2000	363,928			363,928		1,770	362,158
00-14	Park Improvements	5/17/2000	200,001	1		200,000	146,780	53,220	13,016
00-15	Department of Health & Human Services	6/7/2000	14,466			14,466	1,450		
01-14	DPW Improvements and Equipment	5/2/2001	617,486			617,486	37,431	41,464	538,591
01-17	Open Space	6/6/2001	116,679			116,679		3,403	113,276
01-22	Health and Human Services Improvement	6/20/2001	36,212			36,212	36,212		47,926
01-24	Administration and Finance Equipment	8/8/2001	15,572		212	15,360	15,360		
02-04	Public Works Improvements and Equipment	3/6/2002	47,926			47,926			
02-08	Various Department Improvements/Finance & Admin.	5/1/2002	35,766			35,766	35,766		
02-24	Health & Human Services Improvements & Equipment	9/4/2002	51		51				
02-28	Planning & Econ Dev - Rail Network	9/18/2002	279,161			279,161	50,000	179,161	50,000
02-31	Prosecutor Equipment	11/13/2002	364			364		364	
03-04	Open Space - Various Municipalities	2/5/2003	2,534,076			2,534,076		3,403	2,530,673
03-08	Open Space - Various Municipalities	4/2/2003	192,152			192,152			192,152
03-25	Public Works - Various Improvements	9/3/2003	31,071			31,071	31,071		
03-30	Various Improvements/Law Enforcement Equipment	9/3/2003	2,762			2,762	2,762		
03-32	Bergen County Justice Center	9/3/2003	2,392,197			2,392,197	96,476	60,351	2,235,370
03-35	Planning and Economic Development	9/17/2003	805,842	1,952		803,890	31,057	27,568	745,265
03-36	Various Departments Equipment	9/17/2003	66,201			66,201	61,542		4,659
03-37	Health and Human Services	9/17/2003	556,017			556,017			556,017
04-12	DPW Various Improvements	5/19/2004	370,206		2,495	367,711	203,298	32,817	131,596
04-18	Park Improvements & Equipment	7/7/2004	24,655			24,655	24,655		
04-19	Cogeneration Plant	7/7/2004	199,460			199,460	29,406	120,000	50,054

COUNTY OF BERGEN

SCHEDULE OF DEFERRED CHARGES TO FUTURE TAXATION - UNFUNDED

GENERAL CAPITAL FUND

FOR THE YEAR ENDED DECEMBER 31, 2016

Ordinance Number	Improvement Description	Date Ordinance Adopted	Balance, December 31, 2015	Authorized in 2016	Reduced	Balance, December 31, 2016	Analysis of December 31, 2016 Balance		
							Financed	Unexpended Improvement	Authorizations
						Bond Anticipation Notes	Expenditures		
04-21	Law Enforcement Improvements	7/7/2004	18,861		2,113	16,748			
04-22	Health & Human Services Improvements	8/4/2004	30			30			
04-23	Various County Department Improvements	8/4/2004	29,700			29,700			
04-24	Planning and Economic Development Improvements	8/4/2004	1,133,862			1,133,862			
04-30	Special Service School Improvements	9/22/2004	145			145		823,601	
05-04	Park Improvements	4/6/2005	597,550			597,550		145	
05-09	Health and Human Services	6/1/2005	166,218			166,218		502,750	
05-10	Park Improvements	6/1/2005	22,130			22,130		8,750	
05-11	Law Enforcement Improvements	6/1/2005	119,445		206	119,239		22,130	
05-12	Public Works Improvements	6/1/2005	1,041,134			1,041,134		71,347	
05-13	Various County Department Improvements	6/1/2005	29,600			29,600		578,182	
05-14	Justice Center Improvements	6/10/2005	116,064			116,064		29,600	
05-17	Special Service School Improvements	6/22/2005	207			207		57,064	
05-18	Vocational Technical School Improvements	7/13/2005	15,586			15,586		207	
05-21	Park Improvements	7/13/2005	199,603			199,603		4,265	
05-36	DPW Drainage Improvements	1/12/2005	1,172,577			1,172,577		164,638	
06-09	DPW Various Improvements	5/3/2006	176,426			176,426		17,771	
06-10	Parks Improvements	5/3/2006	573,990		388	573,602		134,801	
06-15	Law Enforcement Various Improvements	5/3/2006	239,199		2,796	236,403		141,943	
06-16	Health and Human Services	5/3/2006	643,064		869	642,195		4,791	
06-17	Various County Improvements	5/17/2006	26,006			26,006		296,136	
06-20	Voc-Tech School Improvements	6/7/2006	634,286			634,286		12,005	
06-21	Special Service School Improvements	6/7/2006	161,638			161,638		375,321	
06-22	Planning and Economic Development Improvements	6/22/2006	2,012,034		3,520	2,008,514		16,295	
06-26	Voc-Tech School Improvements	9/6/2006	10,017			10,017		1,773,356	
06-27	Special Services School Improvements	9/6/2006	20,000			20,000		1,211	
06-29	DPW Roads and Bridges	9/6/2006	1,366,463			1,366,463		20,000	
06-34	Homeless Shelter Property Acquisition	12/20/2006	5,585			5,585		20,783	
06-35	Overpeck Landfill	12/20/2006	483,065			483,065		5,357	
07-10	Parks Golf Course Improvements	4/18/2007	1,744,936		3	1,744,933		479,750	
07-11	Law Enforcement Improvements	4/18/2007	1,221,273		2,726	1,218,547		930,048	
07-12	Various DPW Improvements	4/18/2007	216,930			216,930		269,574	
07-13	Parks Improvements	4/18/2007	508,338		857	507,481		186,767	
07-14	Health and Human Services	4/18/2007	405,303		295	405,008		4,440	
07-22	Trunked Radio System	4/18/2007	13,500			13,500		182,741	
07-28	Justice Center Improvements	6/20/2007	186,293			186,293		40,029	
07-29	Special Services School Improvements	6/20/2007	203,207			203,207		173,185	
07-30	Vocational School Improvements	6/20/2007	574,181			574,181		169,074	

COUNTY OF BERGEN

SCHEDULE OF DEFERRED CHARGES TO FUTURE TAXATION - UNFUNDED

GENERAL CAPITAL FUND

FOR THE YEAR ENDED DECEMBER 31, 2016

Ordinance Number	Improvement Description	Date Ordinance Adopted	Balance, December 31, 2015	Authorized in 2016	Reduced	Balance, December 31, 2016	Analysis of December 31, 2016 Balance		
							Financed	Expenditures	Unexpended Improvement Authorizations
07-33	Planning Improvements	8/8/2007	1,794,972			1,794,972	26,195	632,885	1,135,892
07-34	Various County Department Improvements	8/8/2007	162,293		36	162,257	42,873	7,000	112,384
07-35	Bergen Regional Medical Center	8/8/2007	30,639			30,639	27,734	2,905	
07-36	Equestrian Center Improvements	8/8/2007	50,000			50,000			50,000
07-43	Overpeek Landfill	11/20/2007	1,364,506			1,364,506	709,590	135,899	519,017
08-12	Sheriff's Office Improvements	4/16/2008	2,635,143		149	2,634,994	1,983,151	20,792	631,051
08-13	Public Works Improvements	5/21/2008	1,685,824		584	1,685,240	1,239,515	37,794	407,931
08-14	Various County Improvements	5/21/2008	82,638		615	82,023	14,374	7,425	60,224
08-15	Planning & Economic Development Improvements	5/21/2008	1,249,000			1,249,000	897,627		351,373
08-16	Parks Improvements	5/21/2008	273,865		580	273,285	115,098		158,187
08-17	Health and Human Services Improvements	5/21/2008	718,801		297	718,504	346,739	73,950	297,815
08-19	Communications Center	6/4/2008	1,729,065			1,729,065	54,898	128,305	1,545,862
08-20	Renovations to Golf Courses	6/4/2008	2,981,058			2,981,058	57,447	277,923	2,643,688
08-36	Juvenile Detention Center Phase I	6/4/2008	689,447		500	688,947	33,213		655,734
08-37	Various Parks Improvements	6/4/2008	2,852,905		1,139	2,851,766	554,448	80,669	2,216,649
08-38	Various Law Enforcement Improvements	6/18/2008	3,244,812		1,719	3,243,093	3,065,503	24,808	152,782
08-39	Bergen Regional Medical Center Improvements	8/13/2008	96,456			96,456	82,355	14,101	
08-40	County Special Services School District Improv.	8/13/2008	582,091			582,091	554,438	51	27,602
08-41	Bergen County Technical Schools	8/13/2008	3,953,616			3,953,616	2,077,124	1,641	1,874,851
08-42	Bergen County Community College	8/13/2008	3,000,000			3,000,000	2,944,755	23,191	32,054
08-43	Public Works Improvements	8/13/2008	4,940,000			4,940,000	4,039,556	759,167	141,277
08-56	Property Acquisition & Infrastructure Improvements	11/25/2008	569,808		589	569,219	117,453	94,076	357,690
09-01	Juvenile Detention Center	2/18/2009	523,987			523,987	10,060	56,285	457,642
09-03	Self Insurance Reserves	3/4/2009	3,754,400			3,754,400	3,754,400		
09-04	Planning & Economic Development Improv.	3/18/2009	1,875,000			1,875,000			1,875,000
09-07	Administration / Finance Improvements	4/1/2009	879,090			879,083			755,249
09-11	Parks Improvements	5/6/2009	1,464,869		222	1,464,647	969,822	24,758	470,067
09-12	Health and Human Services Improvements	5/6/2009	1,453,198		2	1,453,196	781,323	65,892	605,981
09-17	Parks Improvements	6/24/2009	4,782,850			4,782,850	3,437,717	47,921	1,297,212
09-18	Golf Course Improvements	6/24/2009	2,026,350			2,026,350	976,894	74,265	975,191
09-19	Law Enforcements Improvements	6/24/2009	1,386,925		3,279	1,383,646	908,709	60,240	414,697
09-20	Public Works Improvements	6/24/2009	2,478,845		2,543	2,476,302	713,058	196,053	1,567,191
09-22	Public Works Improvements	7/15/2009	1,043,723			1,043,723	560,071	92,530	391,122
09-25	Juvenile Detention Center	8/12/2009	6,893,252			6,893,252	553,392	43,543	6,296,317
09-30	College Improvements	1/14/2009	25,265			25,265	14,290		10,975
10-12	Park Improvements	7/7/2010	1,850,258		586	1,849,672	1,081,082	14,527	754,063
10-13	Admin & Finance Improvements	7/7/2010	1,036,792		1,394	1,035,398	266,798	41,370	727,230
10-14	Planning & Economic Development	7/7/2010	620,000			620,000			620,000

COUNTY OF BERGEN
SCHEDULE OF DEFERRED CHARGES TO FUTURE TAXATION - UNFUNDED
GENERAL CAPITAL FUND
FOR THE YEAR ENDED DECEMBER 31, 2016

Ordinance Number	Improvement Description	Date Ordinance Adopted	Balance, December 31, 2015	Authorized in 2016	Reduced	Balance, December 31, 2016	Analysis of December 31, 2016 Balance		
							Financed	Expenditures	Unexpended Improvement Authorizations
							Bond Anticipation Notes		
10-15	Health & Human Services Improvements	7/7/2010	2,033,452		1,782	2,031,670	1,356,112	181,502	494,056
10-16	Overpeak Phase II Improvements	7/7/2010	5,064,184			5,064,184	108,131	197,867	4,758,186
10-17	Department of Public Works Improvements	7/7/2010	3,246,154			3,246,154	2,645,687	260,806	339,661
10-18	BCC College Improvements	7/7/2010	580,796			580,796	512,901	4,351	63,544
10-19	Special Services School District Improvements	8/4/2010	535,823			535,823	514,072	21,751	323,638
10-20	Voc-Tech School Improvements	8/4/2010	783,869			783,869	455,960	2,271	1,105,523
10-21	County Law Enforcement	8/4/2010	5,480,089		2,867	5,477,222	4,024,238	347,461	
10-23	BRMC Improvements	8/4/2010	2,609,728		670	2,609,058	2,506,278	102,780	
10-28	Special Services School District Improvements	12/1/2010	1,493,466			1,493,466	1,452,332	8,427	32,707
10-29	Voc-Tech School Improvements	12/1/2010	119,063			119,063	47,672	71,391	
10-30	BCC College Improvements	12/1/2010	40,000			40,000	7,009	32,991	
11-01	Various Capital Park Improvements	9/7/2011	1,681,578		1,381	1,680,197	1,353,056	73,093	254,048
11-02	Various Improvements Dept. Health and Human Services	9/7/2011	1,054,254		312	1,053,942	545,780	56,879	451,283
11-03	Various Improvements Depts. Planning and Administration	9/7/2011	532,830		7	532,823	77,920	3,190	451,713
11-04	Various Dept. Public Works Improvements	9/7/2011	2,876,420		150	2,876,270	2,154,068	347,244	374,958
11-05	Various Improvements Bergen County Technical School	9/7/2011	336,463			336,463	175,026	161,437	
11-06	Various Improvements Special Services School District	9/7/2011	374,945			374,945	294,663	14,848	65,434
11-08	Various Dept. Public Works Improvements	9/21/2011	3,433,237			3,433,237	58,282	3,374,955	
11-09	Various Dept. Public Works Improvements	9/21/2011	35,408			35,408		35,408	
11-15	BCC College Improvements	12/7/2011	398,444			398,444		15,893	
11-20	Improvements to Justice Center Complex	12/21/2011	3,420,000			3,420,000	3,177,392	2,512	240,096
12-01	ERI Refunding Bond - County	2/15/2012	5,000			5,000			5,000
12-02	ERI Refunding Bond - Social Services	2/15/2012	8,000			8,000			8,000
12-03	ERI Refunding Bond - School	2/15/2012	2,000			2,000			2,000
12-05	Refunding 2003 General Improvement Bonds	4/4/2012	2,840,000			2,840,000	65,055	12,345	2,840,000
12-08	Admin and Finance Improvements	4/4/2012	101,648		248	101,400			24,000
12-09	Park Improvements	4/4/2012	2,542,796		246	2,542,550	1,853,587	147,589	541,374
12-10	DPW Capital Improvements	4/4/2012	4,181,682		435	4,181,247	3,684,089	294,132	203,026
12-19	Law Enforcement Improvements	7/11/2012	5,133,321		2,680	5,130,641	3,224,947	374,359	1,531,335
12-20	Health and Human Services Improvements	7/11/2012	1,011,000		855	1,010,145	587,620	5,021	417,504
12-21	Bergen Community College Ch. 12	7/11/2012	1,000,000			1,000,000	910,456	18,606	70,938
12-22	Special Services School Improvements	7/11/2012	379,106			379,106	284,682	668	93,756
12-23	Vocational School Improvements	7/11/2012	485,862			485,862	255,506	6,534	223,822
12-35	Justice Center and DPW Garage Improvements	12/5/2012	67,441,085			67,441,085			2,715,000
13-02	Refunding General Improvement and Special Services	2/20/2013	2,715,000			2,715,000			548,133
13-03	Special Services School Improvements	4/17/2013	6,000,000			6,000,000			279,065
13-10	Park Improvements	6/19/2013	2,793,000			2,793,000			
13-11	Administration and Finance Equipment	6/19/2013	1,233,000			1,233,000			

COUNTY OF BERGEN

SCHEDULE OF DEFERRED CHARGES TO FUTURE TAXATION - UNFUNDED

GENERAL CAPITAL FUND

FOR THE YEAR ENDED DECEMBER 31, 2016

Ordinance Number	Improvement Description	Date Adopted	Balance, December 31, 2015	Authorized in 2016	Reduced	Balance, December 31, 2016	Analysis of December 31, 2016 Balance		
							Financed	Unexpended Improvement Authorizations	Expenditures
13-12	Health and Human Services	6/19/2013	1,423,650			1,423,650	763,371	36,040	624,239
13-13	DPW Improvements	6/19/2013	12,326,000			12,326,000	9,082,085	2,231,605	1,012,310
13-15	Various Improvements to Technical Schools	7/10/2013	1,268,000			1,268,000	676,291	180,354	411,355
13-16	Special Services School Improvements	7/10/2013	450,000			450,000	363,142	2,789	84,069
13-17	Bergen Community College	7/10/2013	1,000,000			1,000,000	180,155	280,470	539,375
13-22	Law Enforcement Improvements	9/17/2013	4,155,473			4,155,473	1,635,523	493,868	2,026,082
14-12	BRMC - Various Capital Improvements	5/7/2014	3,094,637			3,094,637	2,029,233	749,041	316,363
14-19	Admin & Finance - Various Capital Improvements	9/3/2014	1,291,885			1,291,885	456,616	310,832	524,437
14-20	Bergen County Community Improvements	9/3/2014	3,625,000			3,625,000	670,500	115,843	2,838,657
14-21	Health and Human Services Improvements	9/3/2014	2,438,025			2,438,025	889,319	779,151	769,555
14-22	Special Service School Improvements	9/3/2014	1,992,500			1,992,500	744,355	308,638	939,507
14-23	Law Enforcement Improvements	9/3/2014	5,278,423			5,278,423	5,278,423		
14-24	DPW	9/3/2014	9,861,000			9,861,000	9,861,000		
14-25	BC - Technical Schools	9/17/2014	1,205,000			1,205,000			
14-26	BC - Special Schools	9/17/2014	450,000			450,000	300,583	41,033	108,384
14-29	Planning	10/7/2014	1,163,000			1,163,000	130,432		
14-37	DPW - Rivervale Road	12/15/2014	1,165,800			1,165,800		648,409	517,391
14-38	DPW - Zabriskie Street	12/15/2014	1,695,000			1,695,000		78,804	1,413,194
15-15	Admin & Finance Improvements	8/5/2015	3,962,811			3,962,811	2,408,331	374,442	1,180,038
15-16	Public Safety 911	9/2/2015	3,135,000			3,135,000	962,996		149,900
15-17	Law Enforcement Improvements	9/2/2015	7,193,122		362,314	6,830,808	6,513,946	2,022,104	316,862
15-22	Health & Human Services Improvements	9/30/2015	1,687,000			1,687,000	1,683,607		3,393
15-23	Department of Public Works	9/30/2015	1,630,000			1,630,000	100,365	312,807	1,216,828
15-24	Bergen County Community College	10/14/2015	1,428,000			1,428,000	183,534	181,955	1,062,511
15-26	Special Services School District Improvements	10/14/2015	522,000			522,000		412,987	109,013
15-27	Vocational School Improvements	10/14/2015	1,216,000			1,216,000		527,411	688,589
15-28	Bergen Regional Medical Center	10/14/2015	2,993,000	142,500		3,135,500		950,056	2,185,444
15-29	Planning & Engineering Department	10/14/2015	11,073,000			11,073,000	4,459,000	2,650,106	8,422,894
15-30	Parks & Golf Courses Improvements	11/24/2015	4,459,000			4,459,000			
15-34	DOT - Public Works/Engineering	12/9/2015	7,604,500			7,604,500			
15-35	Bergen Regional Medical Center	12/9/2015	1,714,000			1,714,000			
16-04	Self Insurance Reserves	3/22/2016		23,650,000		23,650,000			
16-06	Planning and Economic Development	12/24/2016		1,673,038		1,673,038			
16-07	DOT - County Aid Program	7/13/2016		7,604,500		7,604,500			
16-11	Refunding Bond Ordinance	8/24/2016		4,685,000		4,685,000			
16-14	DOT - Midtown Bridge Replacement	8/24/2016		750,000		750,000			
16-15	Admin and Finance - Various Capital Impr.	8/24/2016		1,848,000		1,848,000			
16-16	Human Services - Various Capital Improvements	8/24/2016		268,500		268,500			

COUNTY OF BERGEN
SCHEDULE OF DEFERRED CHARGES TO FUTURE TAXATION - UNFUNDED
GENERAL CAPITAL FUND

FOR THE YEAR ENDED DECEMBER 31, 2016

Ordinance Number	Improvement Description	Date Ordinance Adopted	Balance, December 31, 2015	Authorized in 2016	Reduced	Balance, December 31, 2016	Analysis of December 31, 2016 Balance		
							Financed Bond Anticipation Notes	Expenditures	Unexpended Improvement Authorizations
16-17	Health Department - Various Capital Impr.	8/24/2016		739,500		739,500		127,611	611,889
16-18	Public Safety - Various Capital Improvements	9/7/2016		3,225,500		3,225,500		1,454,634	1,770,866
16-19	Sheriff's Department - Various Capital Impr.	9/7/2016		4,791,000		4,791,000		170,094	4,620,906
16-20	Planning - Various Capital Improvements	10/5/2016		11,867,000		11,867,000		177,074	11,689,926
16-21	Bergen Regional Medical Center - Various Impr	10/5/2016		2,857,000		2,857,000			2,857,000
16-22	Elections - Various Capital Improvements	10/5/2016		138,000		138,000			138,000
16-23	Special Services School District Improvements	10/19/2016		2,485,000		2,485,000		139,255	2,345,745
16-24	DPW - Various Capital Improvements	10/19/2016		1,632,500		1,632,500			1,632,500
16-25	Prosecutor's Office - Various Capital Impr.	10/19/2016		952,000		952,000			952,000
16-26	Parks Department - Various Capital Impr.	11/2/2016		4,499,000		4,499,000		52,419	4,446,581
16-30	BCCC - Various Capital Improvements	12/14/2016		5,200,000		5,200,000			5,200,000
			\$ 331,048,415	79,008,038	2,079,710	407,976,743	200,000,000	34,554,930	173,421,813

Cancelled \$ 406,672
Reappropriated 1,673,038

Improvement Authorizations Unfunded \$ 198,403,428
Less: Unexpended Proceeds of Bond Anticipation Notes Issued

\$ 2,079,710

Ordinance No.

00-14	\$ 42,034
12-35/14-10	9,365,415
13-03	433,086
14-23	3,131,049
14-24	2,611,936
15-17	4,445,489
15-22	1,301,598
15-30	3,651,008

24,981,615

\$ 173,421,813

COUNTY OF BERGEN
 SCHEDULE OF GENERAL SERIAL BONDS
 GENERAL CAPITAL FUND
 FOR THE YEAR ENDED DECEMBER 31, 2016

Purpose	Date of Issue	Amount of Original Issue	Date	Maturities of Bonds Outstanding December 31, 2016	Interest Rate (%)	Balance, December 31, 2015	Increased	Decreased	Balance, December 31, 2016
County College Bonds	10/15/04	5,744,500	2017	385,000	3.800	1,509,500		385,000	1,124,500
			2018	385,000	4.000				
			2019	354,500	4.000				
County College Bonds (County College Bond Act, P.L. 1971, c. 72)	10/15/04	5,744,500	2017	385,000	3.800	1,509,500		385,000	1,124,500
			2018	385,000	4.000				
			2019	354,500	4.000				
General Improvement Bonds	10/15/06	40,295,000			3.875	3,000,000		3,000,000	-
Special Services/Vocational School Bonds (New Jersey School Bond Reserve Act, P.L. 1980, c. 72)	10/15/06	9,086,000			3.875	650,000		650,000	-
General Improvement Bonds	10/15/07	46,905,000	2017	3,100,000	4.000	6,050,000		2,950,000	3,100,000
Special Services / Vocational School Bonds	10/15/07	10,095,000	2017	715,000	4.000	1,405,000		690,000	715,000
County College Bonds	10/15/07	6,000,000	2017	575,000	4.000	1,125,000		550,000	575,000
State Aid County College Bonds	10/15/07	6,000,000	2017	575,000	4.000	1,125,000		550,000	575,000
Mini-Bonds	12/21/07	650,000	2017	650,000	4.350	650,000			650,000
General Improvement Bonds	11/01/08	44,583,000	2017	3,400,000	4.250	10,200,000		3,300,000	6,900,000
			2018	3,500,000	4.250				

COUNTY OF BERGEN
SCHEDULE OF GENERAL SERIAL BONDS
GENERAL CAPITAL FUND

FOR THE YEAR ENDED DECEMBER 31, 2016

Purpose	Date of Issue	Amount of Original Issue	Maturities of Bonds Outstanding December 31, 2016		Interest Rate (%)	Balance, December 31, 2015	Increased	Decreased	Balance, December 31, 2016	
			Date	Amount						
School Bonds	11/01/08	17,512,000	2017	1,300,000	4.250	3,900,000		1,275,000	2,625,000	
	2018		2018	1,325,000	4.250					
County College Bonds	11/01/08	3,000,000	2017	280,000	4.250	840,000		270,000	570,000	
			2018	290,000	4.250					
State Aid County College Bonds	11/01/08	3,000,000	2017	280,000	4.250	840,000		270,000	570,000	
			2018	290,000	4.250					
Hospital Bonds	11/01/08	11,726,000	2017	900,000	6.000	2,700,000		875,000	1,825,000	
			2018	925,000	6.000					
Mini-Bonds	12/12/08	610,000	2018	610,000	5.000	610,000			610,000	
General Improvement Bonds	11/01/09	77,852,000	2017	3,950,000	3.250	62,727,000		50,077,000	12,650,000	
			2018	3,900,000	3.250					
			2019	4,800,000	3.250					
Special Services / Vocational School Bonds	11/01/09	6,348,000	2017	425,000	3.250	4,473,000		3,123,000	1,350,000	
			2018	450,000	3.250					
			2019	475,000	3.250					
			2020	325,000	4.750					
			2021	340,000	4.850					
County Hospital Bonds	11/01/09	4,313,000	2017	280,000	4.250	2,933,000		265,000	2,668,000	
			2018	295,000	4.250					
			2019	310,000	4.500					
			2020	325,000	4.750					
	2021	340,000	4.850							
	2022	355,000	5.000							
	2023	375,000	5.150							
	2024	388,000	5.300							

COUNTY OF BERGEN
SCHEDULE OF GENERAL SERIAL BONDS
GENERAL CAPITAL FUND

FOR THE YEAR ENDED DECEMBER 31, 2016

Purpose	Date of Issue	Amount of Original Issue	Date	Maturities of Bonds Outstanding December 31, 2016		Interest Rate (%)	Balance, December 31, 2015	Increased	Decreased	Balance, December 31, 2016								
				Date	Amount													
General Improvement Bonds	11/1/2010	47,465,000	2017	1,900,000	3,000	3,000	37,765,000			35,865,000								
			2018	1,900,000	3,000													
			2019	2,800,000	3,000													
			2020	3,000,000	3,000													
			2021	3,700,000	3,000													
			2022	3,700,000	3,000													
			2023	3,700,000	3,000													
			2024	3,800,000	3,250													
			2025	3,800,000	3,250													
			2026	3,800,000	3,375													
Special Services / Vocational School Bonds	11/1/2010	5,147,000	2017	370,000	3,000	3,000	3,592,000			3,237,000								
			2018	380,000	3,000													
			2019	395,000	3,000													
			2020	405,000	3,000													
			2021	420,000	3,000													
			2022	415,000	3,000													
			2023	425,000	3,000													
			2024	427,000	3,250													
			County College Bonds	11/1/2010	1,177,000						2017	125,000	3,000	3,000	652,000		120,000	532,000
											2018	130,000	3,000					
2019	135,000	3,000																
2020	142,000	3,000																
State Aid County College Bonds	11/1/2010	1,176,000	2017	125,000	3,000	3,000	651,000		120,000	531,000								
			2018	130,000	3,000													
			2019	135,000	3,000													
			2020	141,000	3,000													
Series B - Taxable County Bonds	11/1/2010	14,217,000	2017	1,775,000	2,600	2,600	7,437,000		1,670,000	5,767,000								
			2018	1,875,000	3,000													
			2019	2,117,000	3,400													

COUNTY OF BERGEN
 SCHEDULE OF GENERAL SERIAL BONDS
 GENERAL CAPITAL FUND
 FOR THE YEAR ENDED DECEMBER 31, 2016

Purpose	Date of Issue	Amount of Original Issue	Maturities of Bonds Outstanding December 31, 2016			Interest Rate (%)	Balance, December 31, 2015	Increased	Decreased	Balance, December 31, 2016
			Date	Amount	Amount					
Series A - General Improvement Refunding Bonds	12/1/2011	43,048,000	2017	2,200,000	2,000	36,248,000		2,200,000	34,048,000	
	2018	2,500,000	2,000	2,000						
	2019	2,500,000	2,000	2,000						
	2020	2,800,000	2,000	2,000						
	2021	3,000,000	2,250	2,250						
	2022	3,000,000	2,500	2,500						
	2023	3,000,000	3,000	3,000						
	2024	3,000,000	3,000	3,000						
	2025	3,000,000	3,000	3,000						
	2026	3,000,000	3,000	3,000						
2027	3,000,000	3,125	3,125							
2028	3,048,000	3,250	3,250							
Series A - Special Services/Vocational School Bonds	12/1/2011	3,025,000	2017	250,000	2,000	2,375,000		200,000	2,175,000	
	2018	250,000	2,000	2,000						
	2019	250,000	2,000	2,000						
	2020	250,000	2,000	2,000						
	2021	275,000	2,250	2,250						
Series B - County Taxable Bonds	12/1/2011	2,332,000	2017	350,000	2.125	1,132,000		350,000	782,000	
	2018	432,000	2.375	2.375						
	2017	3,175,000	4.000	4.000						
	2018	3,190,000	4.000	4.000						
Series A - General Improvement Refunding Bonds	6/5/2012	15,830,000	2017	3,175,000	4.000	9,530,000		3,165,000	6,365,000	
	2018	3,190,000	4.000	4.000						
Series A - Special Services/Vocational School Bonds	6/5/2012	2,330,000	2017	450,000	4.000	1,395,000		455,000	940,000	
	2018	490,000	4.000	4.000						

COUNTY OF BERGEN
 SCHEDULE OF GENERAL SERIAL BONDS
 GENERAL CAPITAL FUND

FOR THE YEAR ENDED DECEMBER 31, 2016

Purpose	Date of Issue	Amount of Original Issue	Date	Maturities of Bonds Outstanding December 31, 2016		Interest Rate (%)	Balance, December 31, 2015	Increased	Decreased	Balance, December 31, 2016
				Date	Amount					
Series C - Special Services/Vocational School Bonds	12/1/2012	10,000,000	2017	900,000	1,000	1.000	8,000,000		800,000	7,200,000
			2018	900,000	1,000	1.000				
			2019	1,000,000	2,000	2.000				
			2020	1,000,000	2,000	2.000				
			2021	1,000,000	2,000	2.000				
		2022	1,200,000	2,000	2.000					
		2023	1,200,000	2,000	2.000					
Series C - General Improvement Refunding Bonds	12/1/2012	35,800,000	2017	2,200,000	1,000	1.000	30,800,000		2,000,000	28,800,000
			2018	2,200,000	1,000	1.000				
			2019	2,400,000	2,000	2.000				
			2020	2,400,000	2,000	2.000				
			2021	2,600,000	2,000	2.000				
			2022	2,600,000	2,000	2.000				
			2023	2,700,000	2,000	2.000				
			2024	2,800,000	2,000	2.000				
			2025	2,900,000	2,000	2.000				
			2026	3,000,000	2,000	2.000				
		2027	3,000,000	2,250	2.250					
Series D - County Taxable Bonds	12/1/2012	5,600,000	2017	550,000	1,000	1.000	4,250,000		550,000	3,700,000
			2018	550,000	1,250	1.250				
			2019	650,000	1,850	1.850				
			2020	650,000	2,000	2.000				
			2021	650,000	2,000	2.000				
		2022	650,000	2,200	2.200					
County College Bonds	6/15/2012	4,250,000	2017	350,000	2,000	2.000	3,200,000		350,000	2,850,000
			2018	350,000	2,000	2.000				
			2019	350,000	2,000	2.000				
			2020	350,000	2,000	2.000				
			2021	350,000	2,000	2.000				
			2022	350,000	2,125	2.125				
		2023	350,000	2,125	2.125					
		2024	400,000	2,250	2.250					

COUNTY OF BERGEN
 SCHEDULE OF GENERAL SERIAL BONDS
 GENERAL CAPITAL FUND
 FOR THE YEAR ENDED DECEMBER 31, 2016

Purpose	Date of Issue	Amount of Original Issue	Date	Maturities of Bonds Outstanding December 31, 2016		Interest Rate (%)	Balance, December 31, 2015	Increased	Decreased	Balance, December 31, 2016
				Amount	Amount					
State Aid County College Bonds	6/15/2012	4,250,000	2017	350,000	3,200,000	2.000	3,200,000	350,000	2,850,000	
			2018	350,000		2.000				
			2019	350,000		2.000				
			2020	350,000		2.000				
			2021	350,000		2.000				
			2022	350,000		2.125				
			2023	350,000		2.125				
	2024	400,000	2.250							
BCJA Governmental Loan Revenue Bonds, Taxable series 2003 (Pooled ERI Unfunded Liability) Bergen County	5/1/2012	9,744,000	2017	1,114,000	7,769,000	1.637	7,769,000	1,020,000	6,749,000	
			2018	1,220,000		2.108				
			2019	1,338,000		2.358				
			2020	1,467,000		2.659				
			2021	1,610,000		2.959				
								286,000	286,000	
BCJA Governmental Loan Revenue Bonds, Taxable series 2003 (Pooled ERI Unfunded Liability) Vocational School	5/1/2012	876,000	2017	91,000	786,000	1.637	786,000	82,000	704,000	
			2018	93,000		2.108				
			2019	105,000		2.358				
			2020	113,000		2.659				
			2021	131,000		2.959				
	2022	80,000	3.109							
	2023	91,000	3.259							
Series A-1 - General Improvement Refunding Bonds	4/15/2013	33,035,000	2017	1,840,000	30,325,000	1.500	30,325,000	6,930,000	23,395,000	
			2017	5,315,000		4.000				
			2018	7,900,000		4.000				
			2019	8,340,000		4.000				
Series A-2 - Special Services/Vocational School Refunding Bonds	4/15/2013	6,250,000	2017	310,000	5,170,000	1.500	5,170,000	1,155,000	4,015,000	
			2017	935,000		4.000				
			2018	1,335,000		4.000				
			2019	1,435,000		4.000				

COUNTY OF BERGEN
 SCHEDULE OF GENERAL SERIAL BONDS
 GENERAL CAPITAL FUND

FOR THE YEAR ENDED DECEMBER 31, 2016

Purpose	Date of Issue	Amount of Original Issue	Maturities of Bonds Outstanding December 31, 2016		Interest Rate (%)	Balance, December 31, 2015	Increased	Decreased	Balance, December 31, 2016
			Date	Amount					
Series B-1 - County College Bonds	6/1/2013	750,000	2017	150,000	1.000	450,000		150,000	300,000
			2018	150,000	2.000				
Series B-2 - State Aid County College Bonds	6/1/2013	750,000	2017	150,000	1.000	450,000		150,000	300,000
			2018	150,000	2.000				
Series C-1 - General Improvement Bonds	12/1/2013	57,855,000	2017	2,850,000	3.000	53,230,000		3,000,000	50,230,000
			2018	2,850,000	3.000				
			2019	3,205,000	3.000				
			2020	2,850,000	3.000				
			2021	2,850,000	3.000				
			2022	3,000,000	3.000				
			2023	3,000,000	3.000				
			2024	3,375,000	3.000				
			2025	3,750,000	3.000				
			2026	3,750,000	4.000				
			2027	3,750,000	4.000				
Series C-2 - Special Services/Vocational School Bonds	12/1/2013	7,145,000	2017	500,000	3.000	6,645,000		500,000	6,145,000
			2018	500,000	3.000				
			2019	500,000	3.000				
			2020	500,000	3.000				
			2021	500,000	3.000				
			2022	500,000	3.000				
			2023	500,000	3.000				
			2024	500,000	3.000				
			2025	500,000	3.000				
			2026	500,000	4.000				
			2027	500,000	4.000				
2028	500,000	4.000							
2029	145,000	4.000							

COUNTY OF BERGEN
 SCHEDULE OF GENERAL SERIAL BONDS
 GENERAL CAPITAL FUND
 FOR THE YEAR ENDED DECEMBER 31, 2016

Purpose	Date of Issue	Amount of Original Issue	Date	Maturities of Bonds Outstanding December 31, 2016	Interest Rate (%)	Balance, December 31,	
						2015	2016
				Amount		Increased	Decreased
General Improvement Bonds	4/15/2014	54,830,000	2017	1,700,000	2.000		
			2018	1,695,000	2.000		
			2019	1,690,000	5.000		
			2020	1,735,000	5.000		
			2021	1,785,000	5.000		
			2022	1,835,000	5.000		
			2023	1,890,000	5.000		
			2024	1,945,000	5.000		
			2025	2,005,000	5.000		
			2026	2,070,000	5.000		
			2027	2,135,000	5.000		
			2028	2,205,000	5.000		
			2029	2,280,000	5.000		
			2030	2,355,000	4.000		
			2031	2,415,000	3.250		
			2032	2,460,000	4.000		
			2033	2,525,000	4.000		
			2034	2,590,000	4.000		
			2035	2,660,000	4.000		
		2036	2,735,000	5.000			
		2037	2,835,000	5.000			
		2038	2,945,000	5.000			
		2039	3,060,000	5.000			
						59,225,000	1,675,000
							51,550,000

COUNTY OF BERGEN
 SCHEDULE OF GENERAL SERIAL BONDS
 GENERAL CAPITAL FUND

FOR THE YEAR ENDED DECEMBER 31, 2016

Purpose	Date of Issue	Amount of Original Issue	Maturities of Bonds Outstanding December 31, 2016			Interest Rate (%)	Balance, December 31, 2015	Increased	Decreased	Balance, December 31, 2016	
			Date	Amount	Amount						
Special Services/Vocational School Bonds	6/30/2014	40,000,000	2017	2,000,000	2,000,000	2.000	38,000,000		2,000,000	36,000,000	
	2018	2,000,000	2,000,000	2.000							
	2019	2,000,000	2,000,000	2.000							
	2020	2,000,000	2,000,000	2.000							
	2021	2,000,000	2,000,000	2.000							
	2022	2,000,000	2,000,000	3.000							
	2023	2,000,000	2,000,000	3.000							
	2024	2,000,000	2,000,000	3.000							
	2025	2,000,000	2,000,000	3.000							
	2026	2,000,000	2,000,000	3.000							
	2027	2,000,000	2,000,000	3.000							
	2028	2,000,000	2,000,000	3.000							
	2029	2,000,000	2,000,000	3.000							
	2030	2,000,000	2,000,000	3.000							
County College Bonds	6/30/2014	4,250,000	2031	2,000,000	2,000,000	3.125	3,825,000			425,000	3,400,000
			2032	2,000,000	2,000,000	3.125					
			2033	2,000,000	2,000,000	3.500					
			2034	2,000,000	2,000,000	3.500					
County College Bonds, Series A	June 30, 2015	1,600,000	2017	115,000	115,000	3.000	1,600,000			105,000	1,495,000
			2018	125,000	125,000	2.000					
			2019	130,000	130,000	2.000					
			2020	160,000	160,000	2.000					
			2021	180,000	180,000	2.000					
			2022	190,000	190,000	2.000					
			2023	195,000	195,000	2.000					
			2024	200,000	200,000	2.250					
			2025	200,000	200,000	2.500					

COUNTY OF BERGEN
SCHEDULE OF GENERAL SERIAL BONDS
GENERAL CAPITAL FUND

FOR THE YEAR ENDED DECEMBER 31, 2016

Purpose	Date of Issue	Amount of Original Issue	Maturities of Bonds Outstanding December 31, 2016			Interest Rate (%)	Balance, December 31, 2015	Increased	Decreased	Balance, December 31, 2016
			Date	Amount						
County College Bonds, Series B	June 30, 2015	1,600,000	2017	115,000	3,000	1,600,000	105,000	1,495,000		
			2018	125,000	2,000					
			2019	130,000	2,000					
			2020	160,000	2,000					
			2021	180,000	2,000					
			2022	190,000	2,000					
			2023	195,000	2,000					
2024	200,000	2,250								
2025	200,000	2,500								
General Obligation Refunding Bonds	April 1, 2015	58,690,000	2017	2,895,000	3,000	58,005,000		58,005,000		
			2018	6,300,000	3,000					
			2019	10,225,000	4,000					
			2020	11,190,000	5,000					
			2021	11,960,000	5,000					
			2022	7,435,000	5,000					
			2023	8,000,000	4,000					
Special Services/Vocational School Refunding Bonds	April 1, 2015	14,540,000	2017	595,000	3,000	14,360,000		14,360,000		
			2018	1,360,000	3,000					
			2019	2,745,000	4,000					
			2020	2,825,000	5,000					
			2021	2,990,000	5,000					
			2022	2,380,000	5,000					
			2023	1,465,000	4,000					
County College Refunding Bonds	April 1, 2015	1,935,000	2017		3,000	1,900,000		1,900,000		
			2018	610,000	3,000					
			2019	995,000	4,000					
			2020	295,000	5,000					
State Aid County College Refunding Bonds	April 1, 2015	1,935,000	2017		3,000	1,900,000		1,900,000		
			2018	610,000	3,000					
			2019	995,000	4,000					
			2020	295,000	5,000					

COUNTY OF BERGEN
 SCHEDULE OF GENERAL SERIAL BONDS
 GENERAL CAPITAL FUND
 FOR THE YEAR ENDED DECEMBER 31, 2016

Purpose	Date of Issue	Amount of Original Issue	Maturities of Bonds Outstanding December 31, 2016		Interest Rate (%)	Balance, December 31, 2015	Increased	Decreased	Balance, December 31, 2016
			Date	Amount					
County Hospital Refunding Bonds	April 1, 2015	6,220,000	2017	190,000	1.132	6,090,000		55,000	6,035,000
			2018	190,000	1.444				
			2019	1,145,000	1.818				
			2020	1,135,000	2.018				
			2021	1,120,000	2.393				
			2022	1,135,000	2.543				
			2023	1,120,000	2.708				
Refunding Bonds	October 31, 2016	47,315,000	2017	185,000	2.000		47,315,000		47,315,000
			2018		3.000				
			2019		3.000				
			2020	6,120,000	3.000				
			2021	6,470,000	3.000				
			2022	6,700,000	4.000				
			2023	7,030,000	4.000				
			2024	7,215,000	4.00-5.00				
			2025	6,755,000	4.00-5.00				
			2026	6,840,000	4.00-5.00				
						\$ 542,090,000	47,315,000	100,838,000	488,567,000
							Refunding	48,550,000	
							Budget Appropriations	52,288,000	
								100,838,000	
						\$ 540,830,000	47,315,000	100,838,000	487,307,000
						1,260,000			1,260,000
						\$ 542,090,000	47,315,000	100,838,000	488,567,000

Analysis of Balance
 Serial Bonds \$ 540,830,000
 Mini-Bonds 1,260,000
 \$ 542,090,000

COUNTY OF BERGEN
 SCHEDULE OF ENVIRONMENTAL INFRASTRUCTURE TRUST LOAN PAYABLE

GENERAL CAPITAL FUND

FOR THE YEAR ENDED DECEMBER 31, 2016

Purpose	Date of Issue	Amount of Original Issue	Maturities of Loans Outstanding December 31, 2016	Interest Rate	Balance, December 31, 2015	Decreased	Balance, December 31, 2016
Trust Portion	Oct. 2007	\$ 3,675,000	8/1/2017	5.00%	2,115,000	260,000	1,855,000
			8/1/2018	5.00%			
			8/1/2019	4.00%			
			8/1/2020	4.00%			
			8/1/2021	5.00%			
			8/1/2022	5.00%			
Loan Portion	Oct. 2007	3,708,149	2/1/2017	n/a	1,601,559	256,663	1,344,896
			8/1/2017	n/a			
			2/1/2018	n/a			
			8/1/2018	n/a			
			2/1/2019	n/a			
			8/1/2019	n/a			
			2/1/2020	n/a			
			8/1/2020	n/a			
			2/1/2021	n/a			
			8/1/2021	n/a			
			2/1/2022	n/a			
			8/1/2022	n/a			
					\$ 3,716,559	516,663	3,199,896

COUNTY OF BERGEN
 SCHEDULE OF GREEN TRUST LOAN PAYABLE
 GENERAL CAPITAL FUND
 FOR THE YEAR ENDED DECEMBER 31, 2016

Purpose	Date of Issue	Amount of Original Issue	Maturities of Loans Outstanding December 31, 2016	Interest Rate	Balance, December 31, 2015	Decreased	Balance, December 31, 2016
Borg's Wood	1989	\$ 1,386,120			\$ 42,670	42,670	-
Norwood Conservation Area	1989	3,578,550			110,161	110,161	-
Belmont Park	1983	8,800		2%	8,047	5,338	2,709
					<u>\$ 160,878</u>	<u>158,169</u>	<u>2,709</u>

COUNTY OF BERGEN

SCHEDULE OF BOND ANTICIPATION NOTES PAYABLE

GENERAL CAPITAL FUND

FOR THE YEAR ENDED DECEMBER 31, 2016

Ordinance Number	Improvement Description	Date of Original Issue	Date of Issue	Date of Maturity	Interest Rate	Balance, December 31,	
						2015	2016
						Increased	Decreased
98-19	Public Works Improvements & Purchase of Equip	6/30/2014	12/14/2016	6/29/2017	2.00%	72,742	72,742
98-19	Public Works Improvements & Purchase of Equip	12/14/2016	12/14/2016	12/14/2017	2.00%	5,628	5,628
00-05	DPW Roads Improvement & Equipment	6/30/2014	12/14/2016	6/29/2017	2.00%	31,543	31,543
00-05	DPW Roads Improvement & Equipment	12/23/2014	12/14/2016	12/14/2017	2.00%	12,330	12,330
00-05	DPW Roads Improvement & Equipment	12/16/2015	12/14/2016	12/14/2017	2.00%	36,527	36,527
00-05	DPW Roads Improvement & Equipment	12/14/2016	12/14/2016	12/14/2017	2.00%	5,036	5,036
00-14	Park Improvements	12/23/2014	12/14/2016	12/14/2017	2.00%	31,545	31,545
00-14	Park Improvements	12/16/2015	12/14/2016	12/14/2017	2.00%	57,535	57,535
00-14	Park Improvements	12/14/2016	12/14/2016	12/14/2017	2.00%	57,700	57,700
00-15	Health and Human Services Improvements	6/30/2014	12/14/2016	6/29/2017	2.00%	1,450	1,450
01-14	DPW Improvements and Equipment	6/30/2014	12/14/2016	6/29/2017	2.00%	11,961	11,961
01-14	DPW Improvements and Equipment	12/23/2014	12/14/2016	12/14/2017	2.00%	480	480
01-14	Park Improvements	12/14/2016	12/14/2016	12/14/2017	2.00%	24,990	24,990
01-22	Health and Human Services Improvements	6/30/2014	12/14/2016	6/29/2017	2.00%	5,592	5,592
01-22	Health and Human Services Improvements	12/14/2016	12/14/2016	12/14/2017	2.00%	30,620	30,620
01-24	Administration and Finance Equipment	6/30/2014	12/14/2016	6/29/2017	2.00%	13,004	13,004
01-24	Administration and Finance Equipment	12/14/2016	12/14/2016	12/14/2017	2.00%	2,356	2,356
02-08	Various Department Improvements/Finance & Admir	6/30/2014	12/14/2016	6/29/2017	2.00%	14,371	14,371
02-08	Various Department Improvements/Finance & Admir	12/23/2014	12/14/2016	12/14/2017	2.00%	21,395	21,395
02-28	Planning & Econ Dev - Rail Network	12/16/2015	12/14/2016	12/14/2017	2.00%	50,000	50,000
03-25	Public Works - Various Improvements	12/16/2015	12/14/2016	12/14/2017	2.00%	31,071	31,071
03-30	Various Improvements/Law Enforcement Equipment	12/23/2014	12/14/2016	12/14/2017	2.00%	2,762	2,762
03-32	Bergen County Justice Center	6/30/2014	12/14/2016	6/29/2017	2.00%	96,476	96,476
03-35	Planning and Economic Development	6/30/2014	12/14/2016	6/29/2017	2.00%	17,335	17,335
03-35	Planning and Economic Development	12/23/2014	12/14/2016	12/14/2017	2.00%	13,722	13,722
03-36	Various Departments Equipment	6/30/2014	12/14/2016	6/29/2017	2.00%	14,153	14,153
03-36	Various Departments Equipment	12/23/2014	12/14/2016	12/14/2017	2.00%	41,065	41,065
03-36	Various Departments Equipment	12/14/2016	12/14/2016	12/14/2017	2.00%	6,324	6,324
04-12	DPW Various Improvements	6/30/2014	12/14/2016	6/29/2017	2.00%	47,105	47,105
04-12	DPW Various Improvements	12/23/2014	12/14/2016	12/14/2017	2.00%	137,541	137,541
04-12	DPW Various Improvements	12/16/2015	12/14/2016	12/14/2017	2.00%	18,089	18,089
04-12	DPW Various Improvements	12/14/2016	12/14/2016	12/14/2017	2.00%	563	563
04-18	Park Improvements & Equipment	6/30/2014	12/14/2016	6/29/2017	2.00%	24,655	24,655
04-19	Cogenerator Plant	12/14/2016	12/14/2016	12/14/2017	2.00%	29,406	29,406

COUNTY OF BERGEN

SCHEDULE OF BOND ANTICIPATION NOTES PAYABLE

GENERAL CAPITAL FUND

FOR THE YEAR ENDED DECEMBER 31, 2016

Ordinance Number	Improvement Description	Date of Original Issue	Date of Issue	Date of Maturity	Interest Rate	Balance, December 31,	
						2015	2016
						Increased	Decreased
04-21	Law Enforcement Improvements	12/23/2014	12/14/2016	12/14/2017	2.00%	11,765	11,765
04-21	Law Enforcement Improvements	12/14/2016	12/14/2016	12/14/2017	2.00%	4,983	4,983
04-23	Various County Department Improvements	6/30/2014	12/14/2016	6/29/2017	2.00%	11,935	11,935
04-23	Various County Department Improvements	12/23/2014	12/14/2016	12/14/2017	2.00%	17,765	17,765
04-24	Planning and Economic Development Improvements	6/30/2014	12/14/2016	6/29/2017	2.00%	92,031	92,031
04-24	Planning and Economic Development Improvements	12/23/2014	12/14/2016	12/14/2017	2.00%	59,537	59,537
04-24	Planning and Economic Development Improvements	12/16/2015	12/14/2016	12/14/2017	2.00%	50,537	50,537
04-24	Planning and Economic Development Improvements	12/14/2016	12/14/2016	12/14/2017	2.00%	46,064	46,064
05-04	Park Improvements	12/23/2014	12/14/2016	12/14/2017	2.00%	54,009	54,009
05-04	Park Improvements	12/14/2016	12/14/2016	12/14/2017	2.00%	40,790	40,790
05-09	Health and Human Services Improvements	6/30/2014	12/14/2016	6/29/2017	2.00%	131,976	131,976
05-09	Health and Human Services Improvements	12/23/2014	12/14/2016	12/14/2017	2.00%	8,941	8,941
05-09	Health and Human Services Improvements	12/16/2015	12/14/2016	12/14/2017	2.00%	13,211	13,211
05-09	Health and Human Services Improvements	12/14/2016	12/14/2016	12/14/2017	2.00%	3,340	3,340
05-11	Law Enforcement Improvements	6/30/2014	12/14/2016	6/29/2017	2.00%	14,272	14,272
05-11	Law Enforcement Improvements	12/16/2015	12/14/2016	12/14/2017	2.00%	24,415	24,415
05-11	Law Enforcement Improvements	12/30/2014	12/14/2016	6/29/2017	2.00%	19,947	19,947
05-12	Public Works Improvements	12/16/2015	12/14/2016	12/14/2017	2.00%	186,318	186,318
05-12	Public Works Improvements	12/30/2014	12/14/2016	6/29/2017	2.00%	69,221	69,221
05-12	Public Works Improvements	12/14/2016	12/14/2016	12/14/2017	2.00%	126,769	126,769
05-14	Justice Center Improvements	12/23/2014	12/14/2016	12/14/2017	2.00%	59,000	59,000
05-21	Park Improvements	12/23/2014	12/14/2016	12/14/2017	2.00%	6,714	6,714
05-21	Park Improvements	12/16/2015	12/14/2016	12/14/2017	2.00%	16,969	16,969
05-21	Park Improvements	12/14/2016	12/14/2016	12/14/2017	2.00%	11,282	11,282
05-36	DPW Drainage Improvements	6/30/2014	12/14/2016	6/29/2017	2.00%	753,861	753,861
05-36	DPW Drainage Improvements	12/23/2014	12/14/2016	12/14/2017	2.00%	9,196	9,196
05-36	DPW Drainage Improvements	12/16/2015	12/14/2016	12/14/2017	2.00%	63,621	63,621
06-09	DPW Various Improvements	6/30/2014	12/14/2016	6/29/2017	2.00%	39,506	39,506
06-10	Parks Improvements	6/30/2014	12/14/2016	6/29/2017	2.00%	56,370	56,370
06-10	Parks Improvements	12/23/2014	12/14/2016	12/14/2017	2.00%	10,247	10,247
06-10	Parks Improvements	12/16/2015	12/14/2016	12/14/2017	2.00%	310,433	310,433
06-10	Parks Improvements	12/14/2016	12/14/2016	12/14/2017	2.00%	54,609	54,609
06-15	Law Enforcement Various Improvements	6/30/2014	12/14/2016	6/29/2017	2.00%	22,323	22,323
06-15	Law Enforcement Various Improvements	12/23/2014	12/14/2016	12/14/2017	2.00%	4,093	4,093
06-15	Law Enforcement Various Improvements	12/16/2015	12/14/2016	12/14/2017	2.00%	24,579	24,579

COUNTY OF BERGEN

SCHEDULE OF BOND ANTICIPATION NOTES PAYABLE

GENERAL CAPITAL FUND

FOR THE YEAR ENDED DECEMBER 31, 2016

Ordinance Number	Improvement Description	Date of Original Issue	Date of Issue	Date of Maturity	Interest Rate	Balance, December 31,	
						2015	2016
						Increased	Decreased
06-15	Law Enforcement Various Improvements	12/14/2016	12/14/2016	12/14/2017	2.00%	120,260	120,260
06-16	Health and Human Services	6/30/2014	12/14/2016	6/29/2017	2.00%	163,641	163,641
06-16	Health and Human Services	12/23/2014	12/14/2016	12/14/2017	2.00%	36,501	36,501
06-16	Health and Human Services	12/16/2015	12/14/2016	12/14/2017	2.00%	100,551	100,551
06-16	Health and Human Services	12/14/2016	12/14/2016	12/14/2017	2.00%	5,270	5,270
06-17	Various County Improvements	12/23/2014	12/14/2016	12/14/2017	2.00%	11,993	11,993
06-17	Various County Improvements	12/14/2016	12/14/2016	12/14/2017	2.00%	2,008	2,008
06-20	Voc-Tech School Improvements	6/30/2014	12/14/2016	6/29/2017	2.00%	10,890	10,890
06-20	Voc-Tech School Improvements	12/23/2014	12/14/2016	12/14/2017	2.00%	38,000	38,000
06-20	Voc-Tech School Improvements	12/16/2015	12/14/2016	12/14/2017	2.00%	129,781	129,781
06-20	Voc-Tech School Improvements	12/14/2016	12/14/2016	12/14/2017	2.00%	80,293	80,293
06-21	Special Service School Improvements	6/30/2014	12/14/2016	6/29/2017	2.00%	117,764	117,764
06-21	Special Service School Improvements	12/23/2014	12/14/2016	12/14/2017	2.00%	27,579	27,579
06-22	Planning and Economic Development Improvements	6/30/2014	12/14/2016	6/29/2017	2.00%	14,963	14,963
06-22	Planning and Economic Development Improvements	12/23/2014	12/14/2016	12/14/2017	2.00%	9,600	9,600
06-22	Planning and Economic Development Improvements	12/16/2015	12/14/2016	12/14/2017	2.00%	11,057	11,057
06-22	Planning and Economic Development Improvements	12/14/2016	12/14/2016	12/14/2017	2.00%	16,603	16,603
06-26	Voc-Tech School Improvements	12/14/2016	12/14/2016	12/14/2017	2.00%	8,806	8,806
06-29	DPW Roads and Bridges	6/30/2014	12/14/2016	6/29/2017	2.00%	558,167	558,167
06-29	DPW Roads and Bridges	12/23/2014	12/14/2016	12/14/2017	2.00%	163,264	163,264
06-29	DPW Roads and Bridges	12/16/2015	12/14/2016	12/14/2017	2.00%	177,461	177,461
06-29	DPW Roads and Bridges	12/14/2016	12/14/2016	12/14/2017	2.00%	63,257	63,257
06-35	Overpeck Landfill	6/30/2014	12/14/2016	6/29/2017	2.00%	1,425	1,425
06-35	Overpeck Landfill	12/23/2014	12/14/2016	12/14/2017	2.00%	1,889	1,889
07-10	Parks Golf Course Improvements	6/30/2014	12/14/2016	6/29/2017	2.00%	257,710	257,710
07-10	Parks Golf Course Improvements	12/23/2014	12/14/2016	12/14/2017	2.00%	241,982	241,982
07-10	Parks Golf Course Improvements	12/16/2015	12/14/2016	12/14/2017	2.00%	159,628	159,628
07-10	Parks Golf Course Improvements	12/14/2016	12/14/2016	12/14/2017	2.00%	137,904	137,904
07-11	Law Enforcement Improvements	6/30/2014	12/14/2016	6/29/2017	2.00%	251,579	251,579
07-11	Law Enforcement Improvements	12/23/2014	12/14/2016	12/14/2017	2.00%	30,262	30,262
07-11	Law Enforcement Improvements	12/16/2015	12/14/2016	12/14/2017	2.00%	349,170	349,170
07-11	Law Enforcement Improvements	12/14/2016	12/14/2016	12/14/2017	2.00%	312,920	312,920
07-12	Various DPW Improvements	12/14/2016	12/14/2016	12/14/2017	2.00%	4,053	4,053
07-13	Parks Improvements	6/30/2014	12/14/2016	6/29/2017	2.00%	23,473	23,473
07-13	Parks Improvements	12/23/2014	12/14/2016	12/14/2017	2.00%	37,068	37,068

COUNTY OF BERGEN
SCHEDULE OF BOND ANTICIPATION NOTES PAYABLE

GENERAL CAPITAL FUND

FOR THE YEAR ENDED DECEMBER 31, 2016

Ordinance Number	Improvement Description	Date of Original Issue	Date of Issue	Date of Maturity	Interest Rate	Balance, December 31,	
						2015	2016
						Increased	Decreased
07-13	Parks Improvements	12/16/2015	12/14/2016	12/14/2017	2.00%	358,620	358,620
07-13	Parks Improvements	12/14/2016	12/14/2016	12/14/2017	2.00%	9,250	9,250
07-14	Health and Human Services	6/30/2014	12/14/2016	6/29/2017	2.00%	105,154	105,154
07-14	Health and Human Services	12/23/2014	12/14/2016	12/14/2017	2.00%	63,172	63,172
07-14	Health and Human Services	12/16/2015	12/14/2016	12/14/2017	2.00%	41,669	41,669
07-14	Health and Human Services	12/14/2016	12/14/2016	12/14/2017	2.00%	12,271	12,271
07-28	Justice Center Improvements	6/30/2014	12/14/2016	6/29/2017	2.00%	95,159	95,159
07-28	Justice Center Improvements	12/23/2014	12/14/2016	12/14/2017	2.00%	12,717	12,717
07-29	Special Service School Improvements	6/30/2014	12/14/2016	6/29/2017	2.00%	18,833	18,833
07-29	Special Service School Improvements	12/23/2014	12/14/2016	12/14/2017	2.00%	10,137	10,137
07-29	Special Service School Improvements	12/14/2016	12/14/2016	12/14/2017	2.00%	1,052	1,052
07-30	Vocational School Improvements	6/30/2014	12/14/2016	6/29/2017	2.00%	81,449	81,449
07-30	Vocational School Improvements	12/23/2014	12/14/2016	12/14/2017	2.00%	77,127	77,127
07-30	Vocational School Improvements	12/16/2015	12/14/2016	12/14/2017	2.00%	208,479	208,479
07-30	Vocational School Improvements	12/14/2016	12/14/2016	12/14/2017	2.00%	38,052	38,052
07-33	Planning Improvements	12/23/2014	12/14/2016	12/14/2017	2.00%	9,090	9,090
07-33	Planning Improvements	12/16/2015	12/14/2016	12/14/2017	2.00%	17,105	17,105
07-34	Various County Department Improvements	6/30/2014	12/14/2016	6/29/2017	2.00%	10,099	10,099
07-34	Various County Department Improvements	12/23/2014	12/14/2016	12/14/2017	2.00%	28,323	28,323
07-34	Various County Department Improvements	12/14/2016	12/14/2016	12/14/2017	2.00%	4,451	4,451
07-43	Overpeck Landfill	6/30/2014	12/14/2016	6/29/2017	2.00%	54,762	54,762
07-43	Overpeck Landfill	12/23/2014	12/14/2016	12/14/2017	2.00%	252,846	252,846
07-43	Overpeck Landfill	12/16/2015	12/14/2016	12/14/2017	2.00%	113,646	113,646
07-43	Overpeck Landfill	12/14/2016	12/14/2016	12/14/2017	2.00%	288,336	288,336
08-12	Sheriff's Office Improvements	6/30/2014	12/14/2016	6/29/2017	2.00%	505,183	505,183
08-12	Sheriff's Office Improvements	12/23/2014	12/14/2016	12/14/2017	2.00%	321,134	321,134
08-12	Sheriff's Office Improvements	12/16/2015	12/14/2016	12/14/2017	2.00%	438,500	438,500
08-12	Sheriff's Office Improvements	12/14/2016	12/14/2016	12/14/2017	2.00%	718,334	718,334
08-13	Public Works Improvements	6/30/2014	12/14/2016	6/29/2017	2.00%	1,102,309	1,102,309
08-13	Public Works Improvements	12/23/2014	12/14/2016	12/14/2017	2.00%	73,253	73,253
08-13	Public Works Improvements	12/14/2016	12/14/2016	12/14/2017	2.00%	63,953	63,953
08-14	Various County Improvements	6/30/2014	12/14/2016	6/29/2017	2.00%	3,301	3,301
08-14	Various County Improvements	12/23/2014	12/14/2016	12/14/2017	2.00%	5,137	5,137
08-14	Various County Improvements	12/14/2016	12/14/2016	12/14/2017	2.00%	5,936	5,936
08-15	Planning & Economic Development Improvements	12/23/2014	12/14/2016	12/14/2017	2.00%	897,627	897,627

COUNTY OF BERGEN
GENERAL CAPITAL FUND
SCHEDULE OF BOND ANTICIPATION NOTES PAYABLE

FOR THE YEAR ENDED DECEMBER 31, 2016

Ordinance Number	Improvement Description	Date of Original Issue	Date of Issue	Date of Maturity	Interest Rate	Balance, December 31,	
						2015	2016
						Increased	Decreased
08-16	Parks Improvements	6/30/2014	12/14/2016	6/29/2017	2.00%	13,757	13,757
08-16	Parks Improvements	12/23/2014	12/14/2016	12/14/2017	2.00%	11,538	11,538
08-16	Parks Improvements	12/16/2015	12/14/2016	12/14/2017	2.00%	89,803	89,803
08-17	Health and Human Services Improvements	6/30/2014	12/14/2016	6/29/2017	2.00%	44,590	44,590
08-17	Health and Human Services Improvements	12/23/2014	12/14/2016	12/14/2017	2.00%	97,911	97,911
08-17	Health and Human Services Improvements	12/16/2015	12/14/2016	12/14/2017	2.00%	135,296	135,296
08-17	Health and Human Services Improvements	12/14/2016	12/14/2016	12/14/2017	2.00%	68,942	68,942
08-19	Communications Center	6/30/2014	12/14/2016	6/29/2017	2.00%	29,237	29,237
08-19	Communications Center	12/14/2016	12/14/2016	12/14/2017	2.00%	25,661	25,661
08-20	Renovations to Golf Courses	6/30/2014	12/14/2016	6/29/2017	2.00%	30,225	30,225
08-20	Renovations to Golf Courses	12/23/2014	12/14/2016	12/14/2017	2.00%	10,386	10,386
08-20	Renovations to Golf Courses	12/16/2015	12/14/2016	12/14/2017	2.00%	16,836	16,836
08-36	Juvenile Detention Center Phase I	12/16/2015	12/14/2016	12/14/2017	2.00%	31,551	31,551
08-36	Juvenile Detention Center Phase I	12/14/2016	12/14/2016	12/14/2017	2.00%	1,662	1,662
08-37	Various Park Improvements	6/30/2014	12/14/2016	6/29/2017	2.00%	1,025	1,025
08-37	Various Park Improvements	12/23/2014	12/14/2016	12/14/2017	2.00%	479,254	479,254
08-37	Various Park Improvements	12/16/2015	12/14/2016	12/14/2017	2.00%	74,169	74,169
08-37	Various Park Improvements	12/14/2016	12/14/2016	12/14/2017	2.00%	2,425,137	2,425,137
08-38	Various Law Enforcement Improvements	6/30/2014	12/14/2016	6/29/2017	2.00%	486,163	486,163
08-38	Various Law Enforcement Improvements	12/16/2015	12/14/2016	12/14/2017	2.00%	154,203	154,203
08-38	Various Law Enforcement Improvements	12/14/2016	12/14/2016	12/14/2017	2.00%	388,701	388,701
08-40	County Special Services School District Improvements	6/30/2014	12/14/2016	6/29/2017	2.00%	73,915	73,915
08-40	County Special Services School District Improvements	12/23/2014	12/14/2016	12/14/2017	2.00%	11,567	11,567
08-40	County Special Services School District Improvements	12/16/2015	12/14/2016	12/14/2017	2.00%	80,255	80,255
08-40	County Special Services School District Improvements	12/14/2016	12/14/2016	12/14/2017	2.00%	72,054	72,054
08-41	Bergen County Technical Schools	6/30/2014	12/14/2016	6/29/2017	2.00%	38,213	38,213
08-41	Bergen County Technical Schools	12/23/2014	12/14/2016	12/14/2017	2.00%	1,271,619	1,271,619
08-41	Bergen County Technical Schools	12/16/2015	12/14/2016	12/14/2017	2.00%	695,238	695,238
08-41	Bergen County Technical Schools	12/14/2016	12/14/2016	12/14/2017	2.00%	2,819,387	2,819,387
08-42	Bergen County Community College	6/30/2014	12/14/2016	6/29/2017	2.00%	13,776	13,776
08-42	Bergen County Community College	12/23/2014	12/14/2016	12/14/2017	2.00%	79,450	79,450
08-42	Bergen County Community College	12/16/2015	12/14/2016	12/14/2017	2.00%	32,142	32,142
08-42	Bergen County Community College	12/14/2016	12/14/2016	12/14/2017	2.00%	3,564,217	3,564,217
08-43	Public Works Improvements	6/30/2014	12/14/2016	6/29/2017	2.00%	109,076	109,076
08-43	Public Works Improvements	12/23/2014	12/14/2016	12/14/2017	2.00%	197,533	197,533
08-43	Public Works Improvements	12/16/2015	12/14/2016	12/14/2017	2.00%		

COUNTY OF BERGEN

SCHEDULE OF BOND ANTICIPATION NOTES PAYABLE

GENERAL CAPITAL FUND

FOR THE YEAR ENDED DECEMBER 31, 2016

Ordinance Number	Improvement Description	Date of Original Issue	Date of Issue	Date of Maturity	Interest Rate	Balance, December 31,	
						2015	2016
						Increased	Decreased
08-43	Public Works Improvements	12/14/2016	12/14/2016	12/14/2017	2.00%	168,730	168,730
08-56	Property Acquisition & Infrastructure Improvements	12/23/2014	12/14/2016	12/14/2017	2.00%	114,536	114,536
08-56	Property Acquisition & Infrastructure Improvements	12/14/2016	12/14/2016	12/14/2017	2.00%	2,917	2,917
09-01	Juvenile Detention Center	12/23/2014	12/14/2016	12/14/2017	2.00%	10,060	10,060
09-07	Administration / Finance Improvements	6/30/2014	12/14/2016	6/29/2017	2.00%	48,046	48,046
09-07	Administration / Finance Improvements	12/23/2014	12/14/2016	12/14/2017	2.00%	41,930	41,930
09-07	Administration / Finance Improvements	12/16/2015	12/14/2016	12/14/2017	2.00%	12,792	12,792
09-07	Administration / Finance Improvements	12/14/2016	12/14/2016	12/14/2017	2.00%	11,981	11,981
09-11	Parks Improvements	6/30/2014	12/14/2016	6/29/2017	2.00%	552,556	552,556
09-11	Parks Improvements	12/23/2014	12/14/2016	12/14/2017	2.00%	360,539	360,539
09-11	Parks Improvements	12/16/2015	12/14/2016	12/14/2017	2.00%	56,727	56,727
09-12	Health and Human Services Improvements	6/30/2014	12/14/2016	6/29/2017	2.00%	330,281	330,281
09-12	Health and Human Services Improvements	12/23/2014	12/14/2016	12/14/2017	2.00%	94,238	94,238
09-12	Health and Human Services Improvements	12/16/2015	12/14/2016	12/14/2017	2.00%	138,443	138,443
09-12	Health and Human Services Improvements	12/14/2016	12/14/2016	12/14/2017	2.00%	218,361	218,361
09-17	Parks Improvements	6/30/2014	12/14/2016	6/29/2017	2.00%	730,220	730,220
09-17	Parks Improvements	12/23/2014	12/14/2016	12/14/2017	2.00%	1,077,654	1,077,654
09-17	Parks Improvements	12/16/2015	12/14/2016	12/14/2017	2.00%	1,450,069	1,450,069
09-17	Parks Improvements	12/14/2016	12/14/2016	12/14/2017	2.00%	179,774	179,774
09-18	Golf Course Improvements	12/23/2014	12/14/2016	12/14/2017	2.00%	779,010	779,010
09-18	Golf Course Improvements	12/16/2015	12/14/2016	12/14/2017	2.00%	119,106	119,106
09-18	Golf Course Improvements	12/14/2016	12/14/2016	12/14/2017	2.00%	78,778	78,778
09-19	Law Enforcements Improvements	6/30/2014	12/14/2016	6/29/2017	2.00%	274,691	274,691
09-19	Law Enforcements Improvements	12/23/2014	12/14/2016	12/14/2017	2.00%	228,490	228,490
09-19	Law Enforcements Improvements	12/16/2015	12/14/2016	12/14/2017	2.00%	180,068	180,068
09-19	Law Enforcements Improvements	12/14/2016	12/14/2016	12/14/2017	2.00%	225,460	225,460
09-20	Public Works Improvements	6/30/2014	12/14/2016	6/29/2017	2.00%	51,867	51,867
09-20	Public Works Improvements	12/23/2014	12/14/2016	12/14/2017	2.00%	234,406	234,406
09-20	Public Works Improvements	12/16/2015	12/14/2016	12/14/2017	2.00%	220,949	220,949
09-20	Public Works Improvements	12/14/2016	12/14/2016	12/14/2017	2.00%	205,836	205,836
09-22	Public Works Improvements	6/30/2014	12/14/2016	6/29/2017	2.00%	291,288	291,288
09-22	Public Works Improvements	12/23/2014	12/14/2016	12/14/2017	2.00%	93,783	93,783
09-22	Public Works Improvements	12/16/2015	12/14/2016	12/14/2017	2.00%	172,518	172,518
09-22	Public Works Improvements	12/14/2016	12/14/2016	12/14/2017	2.00%	2,482	2,482
09-25	Juvenile Detention Center	6/30/2014	12/14/2016	6/29/2017	2.00%	199,286	199,286

COUNTY OF BERGEN
SCHEDULE OF BOND ANTICIPATION NOTES PAYABLE
GENERAL CAPITAL FUND

FOR THE YEAR ENDED DECEMBER 31, 2016

Ordinance Number	Improvement Description	Date of Original Issue	Date of Issue	Date of Maturity	Interest Rate	Balance, December 31,	
						2015	2016
						Increased	Decreased
09-25	Juvenile Detention Center	12/23/2014	12/14/2016	12/14/2017	2.00%	18,800	18,800
09-25	Juvenile Detention Center	12/16/2015	12/14/2016	12/14/2017	2.00%	261,854	261,854
09-25	Juvenile Detention Center	12/14/2016	12/14/2016	12/14/2017	2.00%	73,452	73,452
09-30	College Improvements	6/30/2014	12/14/2016	6/29/2017	2.00%	10,943	10,943
09-30	College Improvements	12/23/2014	12/14/2016	12/14/2017	2.00%	3,347	3,347
10-12	Park Improvements	6/30/2014	12/14/2016	6/29/2017	2.00%	464,159	464,159
10-12	Park Improvements	12/23/2014	12/14/2016	12/14/2017	2.00%	101,616	101,616
10-12	Park Improvements	12/16/2015	12/14/2016	12/14/2017	2.00%	458,948	458,948
10-12	Park Improvements	12/14/2016	12/14/2016	12/14/2017	2.00%	56,359	56,359
10-13	Admin & Finance Improvements	6/30/2014	12/14/2016	6/29/2017	2.00%	7,010	7,010
10-13	Admin & Finance Improvements	12/23/2014	12/14/2016	12/14/2017	2.00%	7,973	7,973
10-13	Admin & Finance Improvements	12/14/2016	12/14/2016	12/14/2017	2.00%	251,815	251,815
10-15	Health & Human Services Improvements	6/30/2014	12/14/2016	6/29/2017	2.00%	415,252	415,252
10-15	Health & Human Services Improvements	12/23/2014	12/14/2016	12/14/2017	2.00%	246,621	246,621
10-15	Health & Human Services Improvements	12/16/2015	12/14/2016	12/14/2017	2.00%	190,262	190,262
10-15	Health & Human Services Improvements	12/14/2016	12/14/2016	12/14/2017	2.00%	503,977	503,977
10-16	Overpeak Phase II Improvements	6/30/2014	12/14/2016	6/29/2017	2.00%	14,612	14,612
10-16	Overpeak Phase II Improvements	12/23/2014	12/14/2016	12/14/2017	2.00%	72	72
10-16	Overpeak Phase II Improvements	12/16/2015	12/14/2016	12/14/2017	2.00%	12,914	12,914
10-16	Overpeak Phase II Improvements	12/14/2016	12/14/2016	12/14/2017	2.00%	80,533	80,533
10-17	Department of Public Works Improvements	6/30/2014	12/14/2016	6/29/2017	2.00%	1,451,942	1,451,942
10-17	Department of Public Works Improvements	12/23/2014	12/14/2016	12/14/2017	2.00%	278,983	278,983
10-17	Department of Public Works Improvements	12/16/2015	12/14/2016	12/14/2017	2.00%	442,346	442,346
10-17	Department of Public Works Improvements	12/14/2016	12/14/2016	12/14/2017	2.00%	472,416	472,416
10-18	BCC College Improvements	6/30/2014	12/14/2016	6/29/2017	2.00%	48,892	48,892
10-18	BCC College Improvements	12/23/2014	12/14/2016	12/14/2017	2.00%	448,503	448,503
10-18	BCC College Improvements	12/16/2015	12/14/2016	12/14/2017	2.00%	15,506	15,506
10-19	Special Services School District Improvements	6/30/2014	12/14/2016	6/29/2017	2.00%	495,688	495,688
10-19	Special Services School District Improvements	12/23/2014	12/14/2016	12/14/2017	2.00%	5,395	5,395
10-19	Special Services School District Improvements	12/16/2015	12/14/2016	12/14/2017	2.00%	12,989	12,989
10-20	Voc-Tech School Improvements	6/30/2014	12/14/2016	6/29/2017	2.00%	69,664	69,664
10-20	Voc-Tech School Improvements	12/23/2014	12/14/2016	12/14/2017	2.00%	74,621	74,621
10-20	Voc-Tech School Improvements	12/16/2015	12/14/2016	12/14/2017	2.00%	163,750	163,750
10-20	Voc-Tech School Improvements	12/14/2016	12/14/2016	12/14/2017	2.00%	147,925	147,925
10-21	County Law Enforcement	6/30/2014	12/14/2016	6/29/2017	2.00%	1,582,224	1,582,224

COUNTY OF BERGEN

SCHEDULE OF BOND ANTICIPATION NOTES PAYABLE

GENERAL CAPITAL FUND

FOR THE YEAR ENDED DECEMBER 31, 2016

Ordinance Number	Improvement Description	Date of Original Issue	Date of Issue	Date of Maturity	Interest Rate	Balance, December 31, 2015	Change		Balance, December 31, 2016
							Increased	Decreased	
10-21	County Law Enforcement	12/23/2014	12/14/2016	12/14/2017	2.00%	598,852	598,852	598,852	598,852
10-21	County Law Enforcement	12/16/2015	12/14/2016	12/14/2017	2.00%	1,188,417	1,188,417	1,188,417	1,188,417
10-21	County Law Enforcement	12/14/2016	12/14/2016	12/14/2017	2.00%		654,745	654,745	654,745
10-28	Special Services School District Improvements	6/30/2014	12/14/2016	6/29/2017	2.00%	418,664	418,664	418,664	418,664
10-28	Special Services School District Improvements	12/23/2014	12/14/2016	12/14/2017	2.00%	686,400	686,400	686,400	686,400
10-28	Special Services School District Improvements	12/16/2015	12/14/2016	12/14/2017	2.00%	219,847	219,847	219,847	219,847
10-28	Special Services School District Improvements	12/14/2016	12/14/2016	12/14/2017	2.00%		127,421	127,421	127,421
10-29	Voc-Tech School Improvements	6/30/2014	12/14/2016	6/29/2017	2.00%	5,206	5,206	5,206	5,206
10-29	Voc-Tech School Improvements	12/23/2014	12/14/2016	12/14/2017	2.00%	10,457	10,457	10,457	10,457
10-29	Voc-Tech School Improvements	12/16/2015	12/14/2016	12/14/2017	2.00%	17,758	17,758	17,758	17,758
10-29	Voc-Tech School Improvements	12/14/2016	12/14/2016	12/14/2017	2.00%		14,251	14,251	14,251
10-30	BCC College Improvements	6/30/2014	12/14/2016	6/29/2017	2.00%	6,901	6,901	6,901	6,901
10-30	BCC College Improvements	12/23/2014	12/14/2016	12/14/2017	2.00%	108	108	108	108
11-01	Various Capital Park Improvements	6/30/2014	12/14/2016	6/29/2017	2.00%	410,861	410,861	410,861	410,861
11-01	Various Capital Park Improvements	12/23/2014	12/14/2016	12/14/2017	2.00%	576,639	576,639	576,639	576,639
11-01	Various Capital Park Improvements	12/16/2015	12/14/2016	12/14/2017	2.00%	177,751	177,751	177,751	177,751
11-01	Various Capital Park Improvements	12/14/2016	12/14/2016	12/14/2017	2.00%		187,805	187,805	187,805
11-02	Various Impr. Dept. Health and Human Services	6/30/2014	12/14/2016	6/29/2017	2.00%	30,459	30,459	30,459	30,459
11-02	Various Impr. Dept. Health and Human Services	12/23/2014	12/14/2016	12/14/2017	2.00%	131,774	131,774	131,774	131,774
11-02	Various Impr. Dept. Health and Human Services	12/14/2016	12/14/2016	12/14/2017	2.00%		383,547	383,547	383,547
11-03	Various Impr. Depts. Planning and Administration	6/30/2014	12/14/2016	6/29/2017	2.00%	23,471	23,471	23,471	23,471
11-03	Various Impr. Depts. Planning and Administration	12/23/2014	12/14/2016	12/14/2017	2.00%	49,274	49,274	49,274	49,274
11-03	Various Impr. Depts. Planning and Administration	12/14/2016	12/14/2016	12/14/2017	2.00%		5,175	5,175	5,175
11-04	Various Dept. Public Works Improvements	6/30/2014	12/14/2016	6/29/2017	2.00%	1,022,016	1,022,016	1,022,016	1,022,016
11-04	Various Dept. Public Works Improvements	12/23/2014	12/14/2016	12/14/2017	2.00%	278,868	278,868	278,868	278,868
11-04	Various Dept. Public Works Improvements	12/16/2015	12/14/2016	12/14/2017	2.00%	709,055	709,055	709,055	709,055
11-04	Various Dept. Public Works Improvements	12/14/2016	12/14/2016	12/14/2017	2.00%		144,129	144,129	144,129
11-05	Various Impr. Bergen County Technical Schools	6/30/2014	12/14/2016	6/29/2017	2.00%	31,246	31,246	31,246	31,246
11-05	Various Impr. Bergen County Technical Schools	12/23/2014	12/14/2016	12/14/2017	2.00%	25,000	25,000	25,000	25,000
11-05	Various Impr. Bergen County Technical Schools	12/14/2016	12/14/2016	12/14/2017	2.00%		118,780	118,780	118,780
11-06	Various Impr. Special Services School District	6/30/2014	12/14/2016	6/29/2017	2.00%	120,991	120,991	120,991	120,991
11-06	Various Impr. Special Services School District	12/23/2014	12/14/2016	12/14/2017	2.00%	53,152	53,152	53,152	53,152
11-06	Various Impr. Special Services School District	12/14/2016	12/14/2016	12/14/2017	2.00%		120,520	120,520	120,520
11-08	Various Dept. Public Works Improvements	6/30/2014	12/14/2016	6/29/2017	2.00%	58,282	58,282	58,282	58,282
11-15	BCC College Improvements	6/30/2014	12/14/2016	6/29/2017	2.00%	312,191	312,191	312,191	312,191

COUNTY OF BERGEN

SCHEDULE OF BOND ANTICIPATION NOTES PAYABLE

GENERAL CAPITAL FUND

FOR THE YEAR ENDED DECEMBER 31, 2016

Ordinance Number	Improvement Description	Date of Original Issue	Date of Issue	Date of Maturity	Interest Rate	Balance, December 31,	
						2015	2016
						Increased	Decreased
11-15	BCC College Improvements	12/16/2015	12/14/2016	12/14/2017	2.00%	45,690	45,690
11-15	BCC College Improvements	12/14/2016	12/14/2016	12/14/2017	2.00%	24,670	24,670
11-20	Improvements to Justice Center Complex	12/23/2014	12/14/2016	12/14/2017	2.00%	3,161,320	3,161,320
11-20	Improvements to Justice Center Complex	12/16/2015	12/14/2016	12/14/2017	2.00%	16,072	16,072
12-08	Admin and Finance Improvements	6/30/2014	12/14/2016	6/29/2017	2.00%	15,247	15,247
12-08	Admin and Finance Improvements	12/16/2015	12/14/2016	12/14/2017	2.00%	48,016	48,016
12-08	Admin and Finance Improvements	12/14/2016	12/14/2016	12/14/2017	2.00%	1,792	1,792
12-09	Park Improvements	6/30/2014	12/14/2016	6/29/2017	2.00%	873,527	873,527
12-09	Park Improvements	12/23/2014	12/14/2016	12/14/2017	2.00%	651,339	651,339
12-09	Park Improvements	12/16/2015	12/14/2016	12/14/2017	2.00%	207,967	207,967
12-09	Park Improvements	12/14/2016	12/14/2016	12/14/2017	2.00%	120,754	120,754
12-10	DPW Capital Improvements	6/30/2014	12/14/2016	6/29/2017	2.00%	706,684	706,684
12-10	DPW Capital Improvements	12/23/2014	12/14/2016	12/14/2017	2.00%	796,170	796,170
12-10	DPW Capital Improvements	12/16/2015	12/14/2016	12/14/2017	2.00%	1,820,446	1,820,446
12-10	DPW Capital Improvements	12/14/2016	12/14/2016	12/14/2017	2.00%	360,789	360,789
12-19	Law Enforcement Improvements	6/30/2014	12/14/2016	6/29/2017	2.00%	1,340,932	1,340,932
12-19	Law Enforcement Improvements	12/23/2014	12/14/2016	12/14/2017	2.00%	266,719	266,719
12-19	Law Enforcement Improvements	12/16/2015	12/14/2016	12/14/2017	2.00%	661,524	661,524
12-19	Law Enforcement Improvements	12/14/2016	12/14/2016	12/14/2017	2.00%	955,772	955,772
12-20	Health and Human Services Improvements	6/30/2014	12/14/2016	6/29/2017	2.00%	212,786	212,786
12-20	Health and Human Services Improvements	12/23/2014	12/14/2016	12/14/2017	2.00%	7,500	7,500
12-20	Health and Human Services Improvements	12/16/2015	12/14/2016	12/14/2017	2.00%	213,278	213,278
12-20	Health and Human Services Improvements	12/14/2016	12/14/2016	12/14/2017	2.00%	154,056	154,056
12-21	Bergen County College Ch. 12	6/30/2014	12/14/2016	6/29/2017	2.00%	8,734	8,734
12-21	Bergen County College Ch. 12	12/23/2014	12/14/2016	12/14/2017	2.00%	271,009	271,009
12-21	Bergen County College Ch. 12	12/16/2015	12/14/2016	12/14/2017	2.00%	541,559	541,559
12-21	Bergen County College Ch. 12	12/14/2016	12/14/2016	12/14/2017	2.00%	89,154	89,154
12-22	Special Services School Improvements	6/30/2014	12/14/2016	6/29/2017	2.00%	72,778	72,778
12-22	Special Services School Improvements	12/23/2014	12/14/2016	12/14/2017	2.00%	80,648	80,648
12-22	Special Services School Improvements	12/16/2015	12/14/2016	12/14/2017	2.00%	35,761	35,761
12-22	Special Services School Improvements	12/14/2016	12/14/2016	12/14/2017	2.00%	95,495	95,495
12-23	Vocational School Improvements	6/30/2014	12/14/2016	6/29/2017	2.00%	101,007	101,007
12-23	Vocational School Improvements	12/16/2015	12/14/2016	12/14/2017	2.00%	136,057	136,057
12-23	Vocational School Improvements	12/14/2016	12/14/2016	12/14/2017	2.00%	18,442	18,442
12-35/14-10	Justice Center and DPW Garage Improvements	12/16/2015	12/14/2016	12/14/2017	2.00%	42,430,064	42,430,064

COUNTY OF BERGEN

SCHEDULE OF BOND ANTICIPATION NOTES PAYABLE

GENERAL CAPITAL FUND

FOR THE YEAR ENDED DECEMBER 31, 2016

Ordinance Number	Improvement Description	Date of Original Issue	Date of Issue	Date of Maturity	Interest Rate	Balance, December 31,	
						2015	2016
						Increased	Decreased
12-35/14-10	Justice Center and DPW Garage Improvements	12/14/2016	12/14/2016	12/14/2017	2.00%	25,011,021	25,011,021
13-03	Special Services School	12/16/2015	12/14/2016	12/14/2017	2.00%	6,000,000	6,000,000
13-10	Park Improvements	6/30/2014	12/14/2016	6/29/2017	2.00%	209,032	209,032
13-10	Park Improvements	12/23/2014	12/14/2016	12/14/2017	2.00%	803,734	803,734
13-10	Park Improvements	12/16/2015	12/14/2016	12/14/2017	2.00%	717,048	717,048
13-10	Park Improvements	12/14/2016	12/14/2016	12/14/2017	2.00%	388,705	388,705
13-11	Administration and Finance Equipment	6/30/2014	12/14/2016	6/29/2017	2.00%	151,193	151,193
13-11	Administration and Finance Equipment	12/23/2014	12/14/2016	12/14/2017	2.00%	178,488	178,488
13-11	Administration and Finance Equipment	12/16/2015	12/14/2016	12/14/2017	2.00%	403,449	403,449
13-11	Administration and Finance Equipment	12/14/2016	12/14/2016	12/14/2017	2.00%	82,320	82,320
13-12	Health and Human Services	6/30/2014	12/14/2016	6/29/2017	2.00%	59,106	59,106
13-12	Health and Human Services	12/23/2014	12/14/2016	12/14/2017	2.00%	47,608	47,608
13-12	Health and Human Services	12/16/2015	12/14/2016	12/14/2017	2.00%	50,078	50,078
13-12	Health and Human Services	12/14/2016	12/14/2016	12/14/2017	2.00%	606,579	606,579
13-13	DPW Improvements	6/30/2014	12/14/2016	6/29/2017	2.00%	563,295	563,295
13-13	DPW Improvements	12/23/2014	12/14/2016	12/14/2017	2.00%	1,078,293	1,078,293
13-13	DPW Improvements	12/16/2015	12/14/2016	12/14/2017	2.00%	3,778,230	3,778,230
13-13	DPW Improvements	12/14/2016	12/14/2016	12/14/2017	2.00%	3,662,267	3,662,267
13-15	Various Improvements to Technical Schools	6/30/2014	12/14/2016	6/29/2017	2.00%	110,901	110,901
13-15	Various Improvements to Technical Schools	12/23/2014	12/14/2016	12/14/2017	2.00%	323,473	323,473
13-15	Various Improvements to Technical Schools	12/16/2015	12/14/2016	12/14/2017	2.00%	121,405	121,405
13-15	Various Improvements to Technical Schools	12/14/2016	12/14/2016	12/14/2017	2.00%	120,512	120,512
13-16	Special Services School Improvements	6/30/2014	12/14/2016	6/29/2017	2.00%	19,070	19,070
13-16	Special Services School Improvements	12/23/2014	12/14/2016	12/14/2017	2.00%	240,975	240,975
13-16	Special Services School Improvements	12/16/2015	12/14/2016	12/14/2017	2.00%	70,722	70,722
13-16	Special Services School Improvements	12/14/2016	12/14/2016	12/14/2017	2.00%	32,375	32,375
13-17	Bergen Community College	12/23/2014	12/14/2016	12/14/2017	2.00%	6,209	6,209
13-17	Bergen Community College	12/16/2015	12/14/2016	12/14/2017	2.00%	173,946	173,946
13-22	Law Enforcement Improvements	12/16/2015	12/14/2016	12/14/2017	2.00%	422,669	422,669
13-22	Law Enforcement Improvements	12/14/2016	12/14/2016	12/14/2017	2.00%	1,212,854	1,212,854
14-19	Admin & Finance - Various Capital Improvements	12/16/2015	12/14/2016	12/14/2017	2.00%	365,948	365,948
14-19	Admin. & Finance - Various Capital Improvements	12/14/2016	12/14/2016	12/14/2017	2.00%	90,668	90,668
14-20	Bergen Community College Improvements	12/14/2016	12/14/2016	12/14/2017	2.00%	670,500	670,500
14-21	Health and Human Services Improvements	12/23/2014	12/14/2016	12/14/2017	2.00%	4,219	4,219
14-21	Health and Human Services Improvements	12/14/2016	12/14/2016	12/14/2017	2.00%	885,100	885,100

COUNTY OF BERGEN
SCHEDULE OF BOND ANTICIPATION NOTES PAYABLE
GENERAL CAPITAL FUND
FOR THE YEAR ENDED DECEMBER 31, 2016

Ordinance Number	Improvement Description	Date of Issue	Date of Issue	Date of Maturity	Interest Rate	Balance, December 31,	
						2015	2016
						Increased	Decreased
14-22	Park Improvements	12/16/2015	12/14/2016	12/14/2017	2.00%	252,140	252,140
14-22	Park Improvements	12/14/2016	12/14/2016	12/14/2017	2.00%	492,215	492,215
14-23	Law Enforcement Improvements	12/14/2016	12/14/2016	12/14/2017	2.00%	5,278,423	5,278,423
14-24	DPW Improvements	12/14/2016	12/14/2016	12/14/2017	2.00%	9,861,000	9,861,000
14-26	Special Service School Improvements	12/14/2016	12/14/2016	12/14/2017	2.00%	300,583	300,583
14-29	Planning & Economic Development Admin	12/14/2016	12/14/2016	12/14/2017	2.00%	130,432	130,432
14-38	DPW - Zabriskie Street	12/14/2016	12/14/2016	12/14/2017	2.00%	203,002	203,002
15-15	Administration & Finance	12/14/2016	12/14/2016	12/14/2017	2.00%	2,408,331	2,408,331
15-16	Public Safety 911	12/14/2016	12/14/2016	12/14/2017	2.00%	962,996	962,996
15-17	Law Enforcement Improvements	12/14/2016	12/14/2016	12/14/2017	2.00%	6,513,946	6,513,946
15-22	Health/Human Services	12/14/2016	12/14/2016	12/14/2017	2.00%	1,683,607	1,683,607
15-23	Public Works	12/14/2016	12/14/2016	12/14/2017	2.00%	100,365	100,365
15-24	Bergen County Community College	12/14/2016	12/14/2016	12/14/2017	2.00%	183,534	183,534
15-30	Parks & Golf Division	12/14/2016	12/14/2016	12/14/2017	2.00%	4,459,000	4,459,000
07-35	Bergen Regional Medical Center	12/23/2014	12/14/2016	12/14/2017	1.75%	27,734	27,734
08-39	Bergen Regional Medical Center Improvements	12/23/2014	12/14/2016	12/14/2017	1.75%	82,355	82,355
09-03	Self Insurance Reserves	12/23/2014	12/14/2016	12/14/2017	1.75%	3,754,400	3,754,400
10-23	BRMC Improvements	12/23/2014	12/14/2016	12/14/2017	1.75%	2,366,411	2,366,411
10-23	BRMC Improvements	12/14/2016	12/14/2016	12/14/2017	1.75%	139,867	139,867
14-12	BRMC - Various Capital Improvements	12/23/2014	12/14/2016	12/14/2017	1.75%	169,100	169,100
14-12	BRMC - Various Capital Improvements	12/14/2016	12/14/2016	12/14/2017	1.75%	1,860,133	1,860,133
						\$ 123,000,000	\$ 200,000,000
							123,000,000
							200,000,000

Cash \$ 77,000,000
Renewed 123,000,000
\$ 200,000,000

COUNTY OF BERGEN
 SCHEDULE OF CAPITAL IMPROVEMENT FUND
 GENERAL CAPITAL FUND
 FOR THE YEAR ENDED DECEMBER 31, 2016

Balance: December 31, 2015	\$	87,562
Increased by:		
Current Year Budget Appropriation	\$	2,800,000
Improvement Authorizations Cancelled		<u>19,069</u>
		<u>2,819,069</u>
		2,906,631
Decreased by:		
Appropriated to Finance Improvement Authorizations		<u>2,901,500</u>
Balance: December 31, 2016	\$	<u><u>5,131</u></u>

COUNTY OF BERGEN
 SCHEDULE OF IMPROVEMENT AUTHORIZATIONS
 GENERAL CAPITAL FUND

FOR THE YEAR ENDED DECEMBER 31, 2016

ORD. NO.	Improvement Description	Date	ORDINANCE		Amount	Balance, December 31, 2015		2016 Authorizations	Cancelled	Paid or Charged	Balance, December 31, 2016	
			Funded	Unfunded		Funded	Unfunded					
88-45	Central Campus for Special Services School	8/24/1988	\$ 7,800,000	\$ 373,012						9,065	363,947	
93-30	Jail Construction	8/4/1993	45,000,000							(11,260)		11,260
95-18	Planning and Economic Development	5/3/1995	7,875,000	1,323,038				1,323,038		5,628		10,112
95-20	Public Works Department	5/3/1995	18,802,000	15,740							387	
95-23	Various County Departments	5/3/1995	1,756,593									
98-19	Public Works Improvement & Equipment	4/1/1998	14,800,000	7,625						(298,741)		306,366
98-20	Public Works Road - Resurfacing	4/15/1998	6,420,000								386,063	
98-36	Planning & Economic Development Improvement	10/7/1998	2,310,000	350,000				350,000				
99-08	County Road Resurfacing	4/21/1999	6,420,000								435,744	
00-05	DPW Road Improvements & Equipment	3/15/2000	8,420,000									
00-07	Road Resurfacing	4/19/2000	8,022,000	770,008								104,988
00-11	Open Space Acquisition	5/3/2000	5,320,000									
00-14	Park Improvements	5/17/2000	2,520,000	363,928						1,770		362,158
00-15	Department of Health & Human Services	6/7/2000	1,780,000	110,921				1		15,665		95,255
00-33	DPW Bridge Improvements	11/8/2000	9,208,500	13,016								13,016
01-14	DPW Improvements and Equipment	5/2/2001	12,349,000	108,063						(537,285)		538,591
01-17	Open Space	6/6/2001	2,800,000							3,403		113,276
01-22	Health and Human Services Improvement	6/20/2001	2,942,000							12,907		
01-24	Administration and Finance Equipment	8/8/2001	778,000	621					212	409		
01-28	Road Resurfacing	8/8/2001	7,195,000									
01-35	Various Bridge Improvements	9/5/2001	1,842,000	97,273						(162,892)		260,165
02-04	Public Works Improvements and Equipment	11/20/2001	8,550,000							(2,966)		2,966
02-09	DPW Road Improvements	6/5/2002	7,181,000	98,983						(47,926)		47,926
02-19	Various Bridge Improvements	6/19/2002	1,374,279									
02-24	Health & Human Services Improvements	9/4/2002	2,260,000	2,093							2,093	
02-28	Planning & Econ Dev - Rail Network	9/18/2002	500,000					51		(50,000)		50,000
03-04	Open Space - Various Municipalities	2/5/2003	4,113,000	2,534,077						3,404		2,530,673
03-08	Open Space - Various Municipalities	4/2/2003	1,865,000	12,317						(179,835)		192,152
03-15	DPW - Roads	7/16/2003	7,181,000	62,786							62,786	
03-32	Bergen County Justice Center	9/3/2003	5,800,000	2,235,370								2,235,370
03-35	Planning and Economic Development	9/17/2003	2,575,000	745,684				1,952		(1,533)		745,265
03-36	Various Departments Equipment	9/17/2003	490,000	7,449						2,790		4,659
03-37	Health and Human Services	9/17/2003	2,160,000	550,000						(6,017)		556,017
03-38	Bridge Improvements - DOT	10/15/2003	7,366,500	3,432,095						38,524		
04-12	DPW Various Improvements	4/21/2004	9,300,000	133,064				2,495		(1,027)		131,596

COUNTY OF BERGEN
SCHEDULE OF IMPROVEMENT AUTHORIZATIONS
GENERAL CAPITAL FUND
FOR THE YEAR ENDED DECEMBER 31, 2016

ORD. NO.	Improvement Description	Date	ORDINANCE		Amount	Balance, December 31, 2015		2016 Authorizations	Cancelled	Paid or Charged	Balance, December 31, 2016	
			Funded	Unfunded		Funded	Unfunded					
04-19	Co-generation Plant	7/7/2004		76,796	3,100,000					26,742		50,054
04-21	Law Enforcement Improvements	7/7/2004		493	5,500,000			2,113		(1,620)		823,601
04-24	Planning & Economic Development Improv.	8/4/2004		842,601	1,995,000					19,000		145
04-30	Special Service School Improvements	9/22/2004		145	830,000							502,750
05-04	Park Improvements	4/6/2005		502,750	6,150,000					3,340		8,750
05-09	Health and Human Services	6/1/2005		12,090	1,800,000							22,130
05-10	Park Improvements	6/1/2005		22,130	4,300,000							71,347
05-11	Law Enforcement Improvements	6/1/2005		71,347	5,846,000							29,600
05-12	Public Works Improvements	6/1/2005		29,600	7,953,000			206		39,488		578,182
05-13	Various County Department Improvements	6/1/2005		617,670	630,000					(9,740)		57,064
05-14	Justice Center Improvements	6/1/2005		29,600	2,600,000							207
05-17	Special Service School Improvements	6/22/2005		47,324	3,806,650					11,316		4,265
05-18	Vocational Technical School Improvements	7/13/2005		207	4,093,350					1,165		164,638
05-21	Park Improvements	7/13/2005		15,581	4,268,000							17,771
05-36	DPW Drainage Improvements	11/22/2005		17,771	11,400,000					(370,470)	395,780	
06-08	Road Resurfacing	4/19/2006	25,310		7,181,000					(134,801)		134,801
06-09	DPW Various Improvements	5/3/2006			6,200,000					(388)		141,943
06-10	Parks Improvements	5/3/2006			4,761,000			388				4,791
06-15	Law Enforcement - Various Improvements	5/3/2006			6,869,000			2,796		(2,154)		296,136
06-16	Health and Human Services	5/3/2006			3,150,000			869		1,585		12,005
06-17	Various County Improvements	5/17/2006			1,089,000					(5,499)		375,321
06-20	Voc-Tech School Improvements	6/7/2006			4,916,000					27,954		16,295
06-21	Special Service School Improvements	6/7/2006			1,811,000							1,773,356
06-22	Planning & Economic Development Improv.	6/22/2006			3,300,000			3,520		20,248		1,211
06-26	Voc-Tech School Improvements	9/6/2006			4,406,000					8,806		20,000
06-27	Special Service School Improvements	9/6/2006			1,420,000							20,783
06-29	DPW Roads and Bridges	9/6/2006			3,740,000							5,357
06-34	Homeless Shelter	12/20/2006			4,730,000							479,750
07-10	Overpeck Landfill	12/20/2006			18,000,000							930,048
07-11	Various Golf Courses	4/18/2007			3,937,000			3		89,152		269,574
07-12	Law Enforcement Improvement	4/18/2007			6,485,000			2,726		45,000		186,767
07-13	Various DPW Improvements	4/18/2007			6,661,000					(20,811)		4,440
07-14	Park Improvements	4/18/2007			4,625,000			857		(5,016)		(1,856)
07-15	Health & Human Service Improvements Bergen Community College	4/18/2007			1,927,000			295		37,454		5,870
					6,000,000							
				43,324								

COUNTY OF BERGEN
 SCHEDULE OF IMPROVEMENT AUTHORIZATIONS
 GENERAL CAPITAL FUND

FOR THE YEAR ENDED DECEMBER 31, 2016

ORD. NO.	Improvement Description	Date	Amount	ORDINANCE		2016		Balance, December 31, 2016											
				Funded	Unfunded	Authorizations	Cancelled	Paid or Charged	Funded	Unfunded									
07-22	Trunked Radio Systems	4/18/2007	12,100,000																
07-28	Justice Center Improvements	6/20/2007	2,300,000		40,029														40,029
07-29	Special Service School Improvements	6/20/2007	1,867,000		173,185														173,185
07-30	Vocational School Improvements	7/11/2007	4,639,420		192,497														23,423
07-33	Planning Improvements	8/8/2007	2,420,000		1,735,892														600,000
07-34	Various County Department Improvements	8/8/2007	1,311,000		118,751														6,331
07-36	Equestrian Center Improvements	8/8/2007	1,000,000		50,000														50,000
07-43	Overpeck Landfill Improvements	11/20/2007	39,600,000		555,122														36,105
08-12	Sheriff's Office Improvements	4/16/2008	8,771,000		645,932														14,732
08-13	Public Works Improvements	5/21/2008	8,623,000		436,609														28,094
08-14	Various County Improvements	5/21/2008	876,000		60,539														(300)
08-15	Planning & Economic Development Improv.	5/21/2008	2,258,000		351,373														60,224
08-16	Parks Improvements	5/21/2008	4,360,000		158,767														158,187
08-17	Health and Human Services Improvements	5/21/2008	1,920,000		425,362														127,250
08-19	Communications Center	6/4/2008	22,750,000		1,573,430														27,568
08-20	Renovations to Golf Courses	6/4/2008	3,228,000		2,873,966														228,278
08-36	Juvenile Detention Center Phase I	6/4/2008	4,156,000		656,234														500
08-37	Various Parks Improvements	6/4/2008	5,870,000		2,216,786														1,139
08-38	Various Law Enforcement Improvements	6/18/2008	3,837,000		155,715														1,719
08-40	County Special Srvc. School District Improv.	8/13/2008	5,035,750		107,908														80,306
08-41	Bergen County Technical Schools	8/13/2008	10,084,080		2,249,930														375,079
08-42	Bergen County Community College	8/13/2008	3,000,000		66,062														34,008
08-43	Public Works Improvements	8/13/2008	5,200,000		134,777														(6,500)
08-46	Various Road Improvement Projects	8/13/2008	8,145,000		357,690														(589)
08-56	Property Acquisition & Infrastructure Improv.	11/25/2008	4,090,000		457,642														386,621
09-01	Juvenile Detention Center	2/18/2009	3,160,000		1,875,000														457,642
09-04	Administration / Finance Improvements	3/18/2009	1,975,000		755,236														7
09-07	Planning & Economic Development Improv.	4/1/2009	1,409,000		409,920														222
09-11	Parks Improvements	5/6/2009	4,200,000		807,176														(60,369)
09-12	Health and Human Services Improvements	5/6/2009	2,123,000		1,139,917														201,193
09-17	Parks Improvements	6/24/2009	6,457,000		1,113,757														(157,295)
09-18	Golf Course Improvements	6/24/2009	3,003,000		474,155														138,566
09-19	Law Enforcements Improvements	6/24/2009	5,776,000		1,580,441														56,179
09-20	Public Works Improvements	6/24/2009	8,215,000		391,122														10,707
09-22	Public Works Improvements	7/15/2009	4,126,000																3,279
																			2,543

COUNTY OF BERGEN
SCHEDULE OF IMPROVEMENT AUTHORIZATIONS
GENERAL CAPITAL FUND
FOR THE YEAR ENDED DECEMBER 31, 2016

ORD. NO.	Improvement Description	Date	ORDINANCE		Balance, December 31, 2015		Cancelled	Paid or Charged	Balance, December 31, 2016	
			Amount		Funded	Unfunded			Authorizations 2016	Funded
09-23	Road Resurfacing	7/15/2009	8,145,000		2,622,557			509,817	2,112,740	6,296,317
09-25	Juvenile Detention Center	8/12/2009	26,362,000			6,316,932		20,615		10,975
09-30	College Improvements	11/4/2009	2,610,000			10,975				
09-31	College Ch. 12 Improvements	11/4/2009	2,353,000		310,331			150,000	160,331	
10-09	Road Improvements	5/5/2010	8,103,000		2,506,545			(10,038)	2,516,583	
10-12	Park Improvements	7/7/2010	4,198,000			792,933		38,284		754,063
10-13	Admin & Finance Improvements	7/7/2010	1,681,000			750,913	586	22,289		727,230
10-14	Planning & Economic Development	7/7/2010	653,000		10,500	620,000	1,394		10,500	620,000
10-15	Health & Human Services Improvements	7/7/2010	2,701,000			698,636				494,056
10-16	Overpeck Phase II Improvements	7/7/2010	14,200,000			5,036,586	1,782	202,798		4,758,186
10-17	Department of Public Works Improvements	7/7/2010	8,712,000			665,396		278,400		339,661
10-18	BCC College Improvements	7/7/2010	1,700,000			67,894		4,350		63,544
10-19	Special Services School District Improvements	8/4/2010	1,867,500			21,751		21,751		325,638
10-20	Voc-Tech School Improvements	8/4/2010	2,033,000			436,098		110,460		1,105,523
10-21	County Law Enforcement	8/4/2010	9,408,000			1,476,175		367,785		
10-23	BRMC Improvements	8/4/2010	9,362,000			670	2,867			
10-28/12-30	Special Services School District Improvements	12/1/2010	1,950,000			168,355	670	133,848		32,707
10-29	Voc-Tech School Improvements	12/1/2010	2,750,000			85,642		14,251		71,391
10-30	BCC College Improvements	12/1/2010	3,121,531			32,991				32,991
10-35	DOT Road Improvements	12/8/2010	10,225,000		1,351,170				1,351,170	
11-01	Various Capital Park Improvements	9/7/2011	2,553,000			268,909		13,480		254,048
11-02	Various Impr. Dept. of Health & Human Services	9/7/2011	1,130,000			459,303	1,381	7,708		451,283
11-03	Various Impr. Dept. of Planning & Administrator	9/7/2011	970,000			451,720	312			451,713
11-04	Various Dept. Public Works Improvements	9/7/2011	5,670,000			390,194	7	15,086		374,958
11-05	Various Impr. Bergen County Technical Schools	9/7/2011	750,000			186,847	150			161,437
11-06	Various Impr. Special Services School District	9/7/2011	500,000			198,801		133,367		65,434
11-07	BCC College Improvements	9/21/2011	8,500,000		8,454,306			5,725,391	2,728,915	
11-08	Various Dept. Department of Public Works	9/21/2011	3,900,000		120,846	3,374,955			120,846	3,374,955
11-09	Various Dept. Department of Public Works	9/21/2011	2,300,000		41,748	35,409			41,749	35,408
11-15	BCC College Improvements	12/7/2011	800,000			32,479				15,893
11-16	Department of Public Works (DOT)	12/7/2011	8,103,000		109,062			16,586	109,062	
11-20	Justice Center Complex	12/21/2011	3,600,000							
12-01	ERI Refunding Bond - County	2/15/2012	9,749,000			242,608		2,512		240,096
12-02	ERI Refunding Bond - Social Services	2/15/2012	949,000			5,000				5,000
12-03	ERI Refunding Bond - School	2/15/2012	878,000			8,000				8,000
12-05	Refunding 2003 General Improvement		21,000,000			2,840,000				2,840,000

COUNTY OF BERGEN
SCHEDULE OF IMPROVEMENT AUTHORIZATIONS
GENERAL CAPITAL FUND
FOR THE YEAR ENDED DECEMBER 31, 2016

ORD. NO.	Improvement Description	ORDINANCE			2016			Balance, December 31, 2016		
		Date	Amount	December 31, 2015		Authorizations	Cancelled	Paid or Charged	Funded	Unfunded
				Funded	Unfunded					
12-08	Administration and Finance Improvements	4/4/2012	499,000		34,040	248	9,792	24,000		
12-09	Park Improvements	4/4/2012	3,180,000	580,431	246	38,811	541,374			
12-10	DPW Capital Improvements	4/4/2012	4,515,000	207,404	435	3,943	203,026			
12-11	DPW DOT Midland Park Bridge		1,000,000	17,763				17,763		
12-12	DPW DOT Allendale Bridge		1,000,000	125,389				125,389		
12-19	Law Enforcement Improvements	7/11/2012	6,232,000	2,021,670	2,680	487,655	1,531,335			
12-20	Health and Human Services	7/11/2012	1,065,000	469,331	855	50,972	417,504			
12-21	Bergen Community College Ch. 12	7/11/2012	1,000,000	178,698		107,760	70,938			
12-22	Special Services School District	7/11/2012	500,000	189,919		96,163	93,756			
12-23	Vocational School Improvements	7/11/2012	750,000	248,798		24,976	223,822			
12-24	DPW NIDOT 2012	7/11/2012	8,103,000	2,757,123		900,581	1,856,542			
12-26	Bergen Community College Ch. 12	9/12/2012	1,500,000	124,470		90,600	33,870			
12-35/14-10	Justice Center and DPW Garage	12/5/2012	147,000,000	22,147,929		12,782,514	9,365,415			
13-02	Refunding General Improvement	2/20/2013	42,000,000	2,715,000			2,715,000			
13-03	Special Service School Improvements	4/17/2013	46,000,000	1,504,481			433,086			
13-04	DPW Rehab Patterson Street Bridge	4/17/2013	2,000,000	66,459		1,071,395	66,459			
13-09	DPW Road Improvements State Aid	6/19/2013	8,051,900	369,265		(131,865)	501,130			
13-10	Park Improvements	6/19/2013	2,940,000	762,503		214,370	548,133			
13-11	Administration and Finance Improvements	6/19/2013	1,298,000	431,912		152,847	279,065			
13-12	Health and Human Services	6/19/2013	1,498,650	857,334		233,095	624,239			
13-13	DPW Improvements	6/19/2013	12,975,000	2,642,709		1,630,399	1,012,310			
13-15	Various Improvements to Technical School	7/10/2013	1,268,000	689,712		278,357	411,355			
13-16	Special Services School District Improvements	7/10/2013	450,000	86,858		2,789	84,069			
13-17	Bergen Community College	7/10/2013	1,000,000	818,285		278,910	539,375			
13-18	Bergen Community College Ch. 12	7/10/2013	4,250,000	75,092		37,067	38,025			
13-22	Law Enforcement Improvements	9/17/2013	4,600,000	2,664,490		638,408	2,026,082			
14-02/15-32	DPW NIDOT 2014	3/4/2014	6,605,000	1,536,439		155,663	1,380,776			
14-03	DPW NIDOT 2013	3/4/2014	1,000,000							
14-04	DPW - FEMA Hazard Mitigation Grant	3/4/2014	3,500,000	2,082,995		431,560	1,651,435			
14-12	BRMC - Various Capital Improvements	5/7/2014	3,249,371	430,798		114,435	316,363			
14-19	Admin & Finance - Various Capital Improvements	9/3/2014	1,360,385	661,807		137,370	524,437			
14-20	Bergen Community Community Improvements	9/3/2014	3,625,000	3,625,000		786,343	2,838,657			
14-21	Health and Human Services	9/3/2014	2,567,025	1,604,469		834,914	769,555			
14-22	Special Service School Improvements	9/3/2014	2,097,500	1,347,101		407,594	939,507			
14-23	Law Enforcement Improvements	9/3/2014	6,099,700	4,149,487		1,018,438	3,131,049			
14-24	DPW	9/3/2014	10,381,000	5,174,720		2,562,784	2,611,936			

COUNTY OF BERGEN
SCHEDULE OF IMPROVEMENT AUTHORIZATIONS
GENERAL CAPITAL FUND
FOR THE YEAR ENDED DECEMBER 31, 2016

ORD. NO.	Improvement Description	Date	ORDINANCE		2015		2016		Paid or Charged	Balance, December 31, 2016	
			Amount	Funded	Unfunded	Authorizations	Cancelled	Funded		Unfunded	
14-25	BC - Technical Schools	9/17/2014	1,205,000		884,028				129,829		754,199
14-26	BC - Special Schools	9/17/2014	450,000		178,396				70,012		108,384
14-29	Planning	10/7/2014	1,225,000		905,300						905,300
14-37	DPW - Rivervale Road	12/15/2014	5,829,000		683,969				166,578		517,391
14-38	DPW - Zabriskie Street	12/15/2014	1,785,000		1,434,649				21,455		1,413,194
15-10	Bergen County Community College	4/29/2015	3,200,000			3,148,067				3,148,067	
15-15	Admin & Finance Improvements	8/5/2015	4,171,380		2,035,555				855,517		1,180,038
15-16	Public Safety 911	9/2/2015	3,135,000		149,900						149,900
15-17	Law Enforcement Improvements	9/2/2015	7,571,708		7,040,448			381,383	1,896,715		4,762,350
15-22	Health & Human Services Improvements	9/30/2015	1,772,000		1,687,000				460,584		1,304,991
15-23	Department of Public Works	9/30/2015	1,712,000		1,630,000				494,672		1,216,828
15-24	Bergen County Community College	10/14/2015	1,500,000		1,428,000				437,489		1,062,511
15-26	Special Services School District Improvements	10/14/2015	550,000		522,000				440,487		109,013
15-27	Vocational School Improvements	10/14/2015	1,280,000		1,216,000				590,411		688,589
15-28	Bergen Regional Medical Center	10/14/2015	3,145,000		2,849,500		150,000		814,056		2,185,444
15-29	Planning & Engineering Department	10/14/2015	11,630,000		11,049,285				2,626,391		8,422,894
15-30	Parks & Golf Courses Improvements	11/24/2015	4,686,000						1,031,156		3,651,008
15-34	DOT - Public Works/Engineering	12/9/2015	7,604,500		7,604,500				5,831,321		1,773,179
15-35	Bergen Regional Medical Center	12/9/2015	1,800,000						803,855		995,795
15-38	Parks - Tennis Court Improvements	12/9/2015	858,143						(7,636)		
16-04	Self Insurance Reserves	3/22/2016	24,880,000						1,300,000		23,580,000
16-06	Planning and Economic Development	7/6/2016	3,309,038						3,309,038		
16-07	DOT - County Aid Program	7/13/2016	7,604,500								7,604,500
16-11	Refunding Bond Ordinance	8/24/2016	52,000,000						47,315,000		4,685,000
16-14	DOT - Midtown Bridge Replacement	8/24/2016	750,000						750,000		
16-15	Admin and Finance - Various Capital Impr.	8/24/2016	1,942,500		1,942,500				1,131,594		810,906
16-16	Human Services - Various Capital Improvements	8/24/2016	283,000						1,091		268,500
16-17	Health Department - Various Capital Impr.	8/24/2016	777,500						165,611		611,889
16-18	Public Safety - Various Capital Improvements	9/7/2016	3,393,500						1,622,634		1,770,866
16-19	Sheriff's Department - Various Capital Impr.	9/7/2016	5,039,500						418,594		4,620,906
16-20	Planning - Various Capital Improvements	10/5/2016	13,461,000						1,771,074		11,689,926
16-21	Bergen Regional Medical Center - Various Impr	10/5/2016	3,000,000							143,000	2,857,000
16-22	Elections - Various Capital Improvements	10/5/2016	145,000						600		138,000
16-23	Special Services School District Improvements	10/19/2016	2,485,000						139,255		2,345,745
16-24	DPW - Various Capital Improvements	10/19/2016	1,715,000						600		1,632,500
16-25	Prosecutor's Office - Various Capital Impr.	10/19/2016	1,000,000						600		952,000

COUNTY OF BERGEN
SCHEDULE OF IMPROVEMENT AUTHORIZATIONS
GENERAL CAPITAL FUND

FOR THE YEAR ENDED DECEMBER 31, 2016

ORD. NO.	Improvement Description	Date	ORDINANCE		Balance, December 31, 2015		2016 Authorizations	Cancelled	Paid or Charged	Balance, December 31, 2016	
			Amount		Funded	Unfunded				Funded	Unfunded
16-26	Parks Department - Various Capital Impr.	11/2/2016	4,725,000				4,725,000		278,419		4,446,581
16-30	BCCC - Various Capital Improvements	12/14/2016	5,200,000				5,200,000				5,200,000
					\$ 32,566,344	169,581,030	131,860,538	2,098,779	108,561,561	24,944,144	198,403,428
						Deferred Charges Unfunded	79,008,038				
						Capital Improvement Fund	2,901,500				
						Refunding Bond Ordinance	47,315,000				
						Grants Receivable	1,000,000				
						Accounts Receivable - Borough of Emerson	1,636,000				
							131,860,538				

Reappropriated Ord. 16-06 \$ 1,673,038
Deferred Charges Unfunded 406,672
Capital Improvement Fund 19,069

\$ 2,098,779

Cash \$	13,500,567
Refunding Bond	47,315,000
PY Encumbrances Cancelled (2,449,355)	
Encumbrances	50,195,349
	<u>\$ 108,561,561</u>

COUNTY OF BERGEN
SCHEDULE OF RESERVE FOR ENCUMBRANCES PAYABLE
GENERAL CAPITAL FUND
FOR THE YEAR ENDED DECEMBER 31, 2016

Balance: December 31, 2015		\$ 75,895,839
Increased by:		
Transfer from Improvement Authorizations		<u>50,195,349</u>
		126,091,188
Decreased by:		
Cash Disbursements	\$ 73,446,484	
Cancelled	<u>2,449,355</u>	
		<u>75,895,839</u>
Balance: December 31, 2016		<u>\$ 50,195,349</u>

COUNTY OF BERGEN
 SCHEDULE OF INTERFUNDS PAYABLE
 GENERAL CAPITAL FUND
 FOR THE YEAR ENDED DECEMBER 31, 2016

	<u>Total</u>	<u>Current Fund</u>	<u>Self Insurance Trust Fund</u>
Increased by:			
Interest Earned	\$ 160,412	160,412	
Cash Receipts	<u>264,169</u>	<u>114,169</u>	150,000
	<u>424,581</u>	<u>274,581</u>	150,000
Decreased by:			
Cash Disbursements	<u>160,412</u>	<u>160,412</u>	
Balance: December 31, 2016	\$ <u><u>264,169</u></u>	<u><u>114,169</u></u>	<u><u>150,000</u></u>

COUNTY OF BERGEN
 SCHEDULE OF RESERVE FOR INTEREST FOR ARBITRAGE REBATE
 GENERAL CAPITAL FUND
 FOR THE YEAR ENDED DECEMBER 31, 2016

Balance: December 31, 2015	\$	42,350
Increased by:		
Interest Earned on Arbitrage Rebate		23,086
		65,436
Decreased by:		
Interest Transferred on Arbitrage Rebate		15,959
Balance: December 31, 2016	\$	49,477

EXHIBIT C-19

SCHEDULE OF RESERVE FOR INTEREST
 GENERAL CAPITAL FUND
 FOR THE YEAR ENDED DECEMBER 31, 2016

Balance: December 31, 2015	\$	19,717
Increased by:		
Interest Earned		19,681
		39,398
Decreased by:		
Interest Transferred		19,717
Balance: December 31, 2016	\$	19,681

COUNTY OF BERGEN
 SCHEDULE OF RESERVE FOR PRELIMINARY COSTS
 GENERAL CAPITAL FUND
 FOR THE YEAR ENDED DECEMBER 31, 2016

Balance: December 31, 2015	\$	<u>1,434</u>
Balance: December 31, 2016	\$	<u><u>1,434</u></u>

EXHIBIT C-21

SCHEDULE OF OTHER ACCOUNTS RECEIVABLE
 BOROUGH OF EMERSON
 GENERAL CAPITAL FUND
 FOR THE YEAR ENDED DECEMBER 31, 2016

Increased by:		
Improvement Authorization Funding - Ord. 16-06	\$	<u>1,636,000</u>
Decreased by:		
Cash Receipts	\$	<u><u>1,636,000</u></u>

COUNTY OF BERGEN
 SCHEDULE OF RESERVE FOR PAYMENT OF NOTES
 GENERAL CAPITAL FUND
 FOR THE YEAR ENDED DECEMBER 31, 2016

Balance: December 31, 2015	\$	771,966
Increased by:		
Cash Receipts		247,062
		1,019,028
Decreased by:		
Budgeted Revenue		771,966
Balance: December 31, 2016	\$	247,062

Analysis of Balance:

Ordinance	Amount
09-19	6,745
13-12	190,250
14-23	44,625
14-24	5,442
	\$ 247,062

COUNTY OF BERGEN

SCHEDULE OF BONDS AND NOTES AUTHORIZED BUT NOT ISSUED

GENERAL CAPITAL FUND

FOR THE YEAR ENDED DECEMBER 31, 2016

Ordinance No.	Improvement Description	Balance, December 31, 2015	2016 Authorizations	Issued	Balance, December 31, 2016
88-22	Road Resurfacing and Various Improvements	\$ 238,709			238,709
88-24	Various Road, Bridges, and Drainage Improvements	375			375
88-41	Acquisition of Various Equipment & Improvements	125,000			125,000
88-68	Acquisition of a New Data System	883			883
89-25	Park Construction	12,845			12,845
90-35	Parks - Vehicles and Equipment	24			24
90-38	Removal of Underground Tanks	10,000			10,000
93-30	Jail Construction	12,470			12,470
95-18	Planning & Economic Development	1,323,038		1,323,038	
95-20	DPW Improvements & Equipment	15,740			15,740
98-19	Public Works Improvements & Purchase of Equipment	313,990		5,628	308,362
98-36	Planning and Economic Development Improvements	350,000		350,000	
99-21	Health Department Improvements	40,000			40,000
99-23	Various County Improvements - Public Works	495			495
00-05	DPW Roads Improvement & Equipment	175,735		5,036	170,699
00-11	Open Space Acquisition	363,928			363,928
00-14	Park Improvements	110,921		57,700	53,221
00-15	Department of Health & Human Services	13,016			13,016
01-14	DPW Improvements and Equipment	605,045		24,990	580,055
01-17	Open Space	116,679			116,679
01-22	Health and Human Services Improvement	30,619		30,619	
01-24	Administration and Finance Equipment	2,568		2,568	
02-04	Public Works Improvements and Equipment	47,926			47,926
02-24	Health & Human Services Improvements & Equipment	51		51	
02-28	Planning & Econ Dev - Rail Network	229,161			229,161
02-31	Prosecutor Equipment	364			364
03-04	Open Space - Various Municipalities	2,534,077			2,534,077
03-08	Open Space - Various Municipalities	192,152			192,152
03-32	Bergen County Justice Center	2,295,721			2,295,721
03-35	Planning and Economic Development	774,785		1,952	772,833
03-36	Various Departments Equipment	10,983		6,324	4,659
03-37	Health and Human Services	556,017			556,017

COUNTY OF BERGEN

SCHEDULE OF BONDS AND NOTES AUTHORIZED BUT NOT ISSUED

GENERAL CAPITAL FUND

FOR THE YEAR ENDED DECEMBER 31, 2016

Ordinance No.	Improvement Description	Balance,	2016	Issued	Balance,
		December 31, 2015	Authorizations		December 31, 2016
04-12	DPW Various Improvements	167,471		3,058	164,413
04-19	Cogeneration Plant	199,460		29,406	170,054
04-21	Law Enforcement Improvements	7,096		7,096	
04-22	Health & Human Services Improvements	30			30
04-24	Planning and Economic Development Improvements	931,757		46,064	885,693
04-30	Special Service School Improvements	145			145
05-04	Park Improvements	543,541		40,791	502,750
05-09	Health and Human Services	12,090		3,340	8,750
05-10	Park Improvements	22,130			22,130
05-11	Law Enforcement Improvements	80,759		206	80,553
05-12	Public Works Improvements	765,648		126,769	638,879
05-13	Various County Department Improvements	29,600			29,600
05-14	Justice Center Improvements	57,064			57,064
05-17	Special Service School Improvements	207			207
05-18	Vocational Technical School Improvements	15,586		11,282	15,586
05-21	Park Improvements	175,920			164,638
05-36	DPW Drainage Improvements	345,899			345,899
06-09	DPW Various Improvements	136,920			136,920
06-10	Parks Improvements	196,940		54,997	141,943
06-15	Law Enforcement Various Improvements	188,204		123,057	65,147
06-16	Health and Human Services	342,371		6,138	336,233
06-17	Various County Improvements	14,013		2,008	12,005
06-20	Voc-Tech School Improvements	455,615		80,294	375,321
06-21	Special Service School Improvements	16,295			16,295
06-22	Planning and Economic Development Improvements	1,976,414		20,123	1,956,291
06-26	Voc-Tech School Improvements	10,017		8,806	1,211
06-27	Special Services School Improvements	20,000			20,000
06-29	DPW Roads and Bridges	467,571		63,257	404,314
06-34	Homeless Shelter Property Acquisition	5,585			5,585
06-35	Overpeck Landfill	479,751			479,751
07-10	Parks Golf Course Improvements	1,085,616		137,904	947,712
07-11	Law Enforcement Improvements	590,262		315,646	274,616

COUNTY OF BERGEN

SCHEDULE OF BONDS AND NOTES AUTHORIZED BUT NOT ISSUED

GENERAL CAPITAL FUND

FOR THE YEAR ENDED DECEMBER 31, 2016

Ordinance No.	Improvement Description	Balance, December 31, 2015	2016 Authorizations	Issued	Balance, December 31, 2016
07-12	Various DPW Improvements	216,930		4,053	212,877
07-13	Parks Improvements	89,177		10,106	79,071
07-14	Health and Human Services	195,308		12,567	182,741
07-22	Trunked Radio System	13,500			13,500
07-28	Justice Center Improvements	78,417			78,417
07-29	Special Services School Improvements	174,237		1,052	173,185
07-30	Vocational School Improvements	207,126		38,052	169,074
07-33	Planning Improvements	1,768,777			1,768,777
07-34	Various County Department Improvements	123,871		4,487	119,384
07-35	Bergen Regional Medical Center	2,905			2,905
07-36	Equestrian Center Improvements	50,000			50,000
07-43	Overpeck Landfill	943,252		288,336	654,916
08-12	Sheriff's Office Improvements	1,370,326		718,483	651,843
08-13	Public Works Improvements	510,262		64,537	445,725
08-14	Various County Improvements	74,200		6,551	67,649
08-15	Planning & Economic Development Improvements	351,373			351,373
08-16	Parks Improvements	158,767		580	158,187
08-17	Health and Human Services Improvements	441,004		69,239	371,765
08-19	Communications Center	1,699,828		25,661	1,674,167
08-20	Renovations to Golf Courses	2,923,611			2,923,611
08-36	Juvenile Detention Center Phase I	657,896		2,162	655,734
08-37	Various Parks Improvements	2,298,457		1,139	2,297,318
08-38	Various Law Enforcement Improvements	333,512		155,922	177,590
08-39	Bergen Regional Medical Center Improvements	14,101			14,101
08-40	County Special Services School District Improv.	107,908		80,255	27,653
08-41	Bergen County Technical Schools	2,571,730		695,238	1,876,492
08-42	Bergen County Community College	87,387		32,142	55,245
08-43	Public Works Improvements	1,069,174		168,730	900,444
08-56	Property Acquisition & Infrastructure Improvements	455,272		3,506	451,766
09-01	Juvenile Detention Center	513,927			513,927
09-04	Planning & Economic Development Improv.	1,875,000			1,875,000
09-07	Administration / Finance Improvements	776,322		11,989	764,333

COUNTY OF BERGEN

SCHEDULE OF BONDS AND NOTES AUTHORIZED BUT NOT ISSUED

GENERAL CAPITAL FUND

FOR THE YEAR ENDED DECEMBER 31, 2016

Ordinance No.	Improvement Description	Balance, December 31, 2015	2016 Authorizations	Issued	Balance, December 31, 2016
09-11	Parks Improvements	495,047		222	494,825
09-12	Health and Human Services Improvements	890,236		218,363	671,873
09-17	Parks Improvements	1,524,907		179,774	1,345,133
09-18	Golf Course Improvements	1,128,234		78,778	1,049,456
09-19	Law Enforcements Improvements	703,676		228,740	474,936
09-20	Public Works Improvements	1,971,623		208,379	1,763,244
09-22	Public Works Improvements	486,134		2,482	483,652
09-25	Juvenile Detention Center	6,413,312		73,452	6,339,860
09-30	College Improvements	10,975			10,975
10-12	Park Improvements	825,535		56,945	768,590
10-13	Admin & Finance Improvements	1,021,809		253,209	768,600
10-14	Planning & Economic Development	620,000			620,000
10-15	Health & Human Services Improvements	1,181,317		505,759	675,558
10-16	Overpeck Phase II Improvements	5,036,586		80,533	4,956,053
10-17	Department of Public Works Improvements	1,072,883		472,416	600,467
10-18	BCC College Improvements	67,894			67,894
10-19	Special Services School District Improvements	21,751			21,751
10-20	Voc-Tech School Improvements	475,834		147,925	327,909
10-21	County Law Enforcement	2,110,596		657,612	1,452,984
10-23	BRMC Improvements	243,317		140,537	102,780
10-28/12-30	Special Services School District Improvements	168,555		127,421	41,134
10-29	Voc-Tech School Improvements	85,642		14,251	71,391
10-30	BCC College Improvements	32,991			32,991
11-01	Various Capital Park Improvements	516,327		189,187	327,140
11-02	Various Improvements Dept. Health and Human Services	892,021		383,858	508,163
11-03	Various Improvements Depts. Planning and Administration	460,085		5,183	454,902
11-04	Various Dept. Public Works Improvements	866,481		144,279	722,202
11-05	Various Improvements Bergen County Technical Schools	280,217		118,780	161,437
11-06	Various Improvements Special Services School District	200,802		120,520	80,282
11-08	Various Dept. Public Works Improvements	3,374,955			3,374,955
11-09	Various Dept. Public Works Improvements	35,409			35,409
11-15	BCC College Improvements	40,563		24,670	15,893

COUNTY OF BERGEN

SCHEDULE OF BONDS AND NOTES AUTHORIZED BUT NOT ISSUED

GENERAL CAPITAL FUND

FOR THE YEAR ENDED DECEMBER 31, 2016

Ordinance No.	Improvement Description	Balance, December 31, 2015	Authorizations 2016	Issued	Balance, December 31, 2016
11-20	Improvements to Justice Center Complex	242,608			242,608
12-01	ERI Refunding Bond - County	5,000			5,000
12-02	ERI Refunding Bond - Social Services	8,000			8,000
12-03	ERI Refunding Bond - School	2,000			2,000
12-05	Refunding 2003 General Improvement Bonds	2,840,000			2,840,000
12-08	Admin and Finance Improvements	38,385		2,040	36,345
12-09	Park Improvements	809,963		121,001	688,962
12-10	DPW Capital Improvements	858,382		361,223	497,159
12-19	Law Enforcement Improvements	2,864,146		958,452	1,905,694
12-20	Health and Human Services Improvements	577,436		154,911	422,525
12-21	Bergen Community College Ch. 12	178,698		89,154	89,544
12-22	Special Services School Improvements	189,919		95,495	94,424
12-23	Vocational School Improvements	248,798		18,442	230,356
12-35/14-10	Justice Center and DPW Garage Improvements	25,011,021		25,011,021	2,715,000
13-02	Refunding General Improvement and Special Services	2,715,000			674,481
13-10	Park Improvements	1,063,186		388,705	417,550
13-11	Administration and Finance Equipment	499,870		82,320	660,279
13-12	Health and Human Services	1,266,858		606,579	3,243,915
13-13	DPW Improvements	6,906,182		3,662,267	591,709
13-15	Various Improvements to Technical Schools	712,221		120,512	86,858
13-16	Special Services School Improvements	119,233		32,375	819,845
13-17	Bergen Community College	819,845			2,519,950
13-22	Law Enforcement Improvements	3,732,804		1,212,854	1,065,404
14-12	BRMC - Various Capital Improvements	2,925,537		1,860,133	835,269
14-19	Admin & Finance - Various Capital Improvements	925,937		90,668	2,954,500
14-20	Bergen County Community Improvements	3,625,000		670,500	1,548,706
14-21	Health and Human Services	2,433,806		885,100	1,248,145
14-22	Parks	1,740,360		492,215	
14-23	Law Enforcement Improvements	5,278,422		5,278,422	
14-24	DPW	9,861,000		9,861,000	
14-25	BC - Technical Schools	1,205,000			1,205,000
14-26	BC - Special Schools	450,000		300,583	149,417

COUNTY OF BERGEN

SCHEDULE OF BONDS AND NOTES AUTHORIZED BUT NOT ISSUED

GENERAL CAPITAL FUND

FOR THE YEAR ENDED DECEMBER 31, 2016

Ordinance No.	Improvement Description	Balance,	2016	Issued	Balance,
		December 31, 2015	Authorizations		December 31, 2016
14-29	Planning	1,163,000		130,432	1,032,568
14-37	DPW - Rivervale Road	1,165,800			1,165,800
14-38	DPW - Zabriskie Street	1,695,000		203,002	1,491,998
15-15	Admin & Finance Improvements	3,962,811		2,408,331	1,554,480
15-16	Public Safety 911	3,135,000		962,996	2,172,004
15-17	Law Enforcement Improvements	7,193,122		6,876,261	316,861
15-22	Health & Human Services Improvements	1,687,000		1,683,607	3,393
15-23	Department of Public Works	1,630,000		100,365	1,529,635
15-24	Bergen County Community College	1,428,000		183,534	1,244,466
15-26	Special Services School District Improvements	522,000			522,000
15-27	Vocational School Improvements	1,216,000			1,216,000
15-28	Bergen Regional Medical Center	2,993,000	142,500		3,135,500
15-29	Planning & Engineering Department	11,073,000			11,073,000
15-30	Parks & Golf Courses Improvements	4,459,000		4,459,000	
15-34	DOT - Public Works/Engineering	7,604,500			7,604,500
15-35	Bergen Regional Medical Center	1,714,000			1,714,000
16-04	Self Insurance Reserves				
16-06	Planning and Economic Development		23,650,000		23,650,000
16-07	DOT - County Aid Program		1,673,038		1,673,038
16-11	Refunding Bond Ordinance		7,604,500		7,604,500
16-14	DOT - Midtown Bridge Replacement		52,000,000		52,000,000
16-15	Admin and Finance - Various Capital Impr.		750,000	47,315,000	47,315,000
16-16	Human Services - Various Capital Improvements		1,848,000		1,848,000
16-17	Health Department - Various Capital Impr.		268,500		268,500
16-18	Public Safety - Various Capital Improvements		739,500		739,500
16-19	Sheriff's Department - Various Capital Impr.		3,225,500		3,225,500
16-20	Planning - Various Capital Improvements		4,791,000		4,791,000
16-21	Bergen Regional Medical Center - Various Impr		11,867,000		11,867,000
16-22	Elections - Various Capital Improvements		2,857,000		2,857,000
16-23	Special Services School District Improvements		138,000		138,000
16-24	DPW - Various Capital Improvements		2,485,000		2,485,000
16-25	Prosecutor's Office - Various Capital Impr.		1,632,500		1,632,500
			952,000		952,000

COUNTY OF BERGEN
 SCHEDULE OF BONDS AND NOTES AUTHORIZED BUT NOT ISSUED
 GENERAL CAPITAL FUND
 FOR THE YEAR ENDED DECEMBER 31, 2016

Ordinance No.	Improvement Description	Balance, December 31, 2015	2016 Authorizations	Issued	Balance, December 31, 2016
16-26	Parks Department - Various Capital Impr.		4,499,000		4,499,000
16-30	BCCC - Various Capital Improvements		5,200,000		5,200,000
		\$ 208,048,415	126,323,038	126,394,710	207,976,743
				Bond Anticipation Notes \$ 77,000,000 Bond Sale 47,315,000 Cancellation 406,672 Re-Appropriated 1,673,038	
				\$ 126,394,710	

THIS PAGE INTENTIONALLY LEFT BLANK

COUNTY OF BERGEN

STATE OF NEW JERSEY

*** * * * ***

PART II

**LETTERS ON INTERNAL CONTROL AND ON
COMPLIANCE AND OTHER MATTERS**

COMMENTS AND RECOMMENDATIONS

YEAR ENDED DECEMBER 31, 2016

THIS PAGE INTENTIONALLY LEFT BLANK

Ferraioli, Wielkotz, Cerullo & Cuva, P.A.

Charles J. Ferraioli, Jr., MBA, CPA, RMA
Steven D. Wielkotz, CPA, RMA
James J. Cerullo, CPA, RMA
Paul J. Cuva, CPA, RMA
Thomas M. Ferry, CPA, RMA

Certified Public Accountants
401 Wanaque Avenue
Pompton Lakes, New Jersey 07442
973-835-7900
Fax 973-835-6631

Newton Office
100B Main Street
Newton, N.J. 07860
973-579-3212
Fax 973-579-7128

INDEPENDENT AUDITOR'S REPORT ON INTERNAL CONTROL OVER FINANCIAL REPORTING AND ON COMPLIANCE AND OTHER MATTERS BASED ON AN AUDIT OF FINANCIAL STATEMENTS PERFORMED IN ACCORDANCE WITH GOVERNMENT AUDITING STANDARDS

The Honorable Board of Chosen Freeholders
County of Bergen, New Jersey

We have audited, in accordance with auditing standards generally accepted in the United States of America; audit requirements as prescribed by the Division of Local Government Services, Department of Community Affairs, State of New Jersey; and the standards applicable to financial audits contained in Government Auditing Standards, issued by the Comptroller General of the United States, the financial statements-regulatory basis of the County of Bergen in the State of New Jersey as of and for the year ended December 31, 2016 and the related notes to the financial statements, and have issued our report thereon dated April 25, 2017, which was adverse due to being presented in accordance with New Jersey regulatory basis of accounting.

Internal Control Over Financial Reporting

In planning and performing our audit of the financial statements-regulatory basis, we considered the County of Bergen's internal control over financial reporting to determine the audit procedures that are appropriate in the circumstances for the purpose of expressing our opinions on the financial statements-regulatory basis, but not for the purpose of expressing an opinion on the effectiveness of the County of Bergen's internal control. Accordingly, we do not express an opinion on the effectiveness of the County of Bergen's internal control.

A deficiency in internal control exists when the design or operation of a control does not allow management or employees, in the normal course of performing their assigned functions, to prevent, or detect and correct misstatements on a timely basis. A *material weakness* is a deficiency, or combination of deficiencies, in internal control, such that there is a reasonable possibility that a material misstatement of the entity's financial statements will not be prevented, or detected and corrected on a timely basis. A *significant deficiency* is a deficiency, or a combination of deficiencies, in internal control that is less severe than a material weakness, yet important enough to merit attention by those charged with governance.



Our consideration of internal control was for the limited purpose described in the first paragraph of this section and was not designed to identify all deficiencies in internal control that might be material weaknesses or significant deficiencies. Given these limitations, during our audit we did not identify any deficiencies in internal control that we consider to be material weaknesses. However, material weaknesses may exist that have not been identified.

We did identify certain immaterial deficiencies in internal control that we have reported to management of the County of Bergen in the accompanying comments and recommendations section of this report. We consider Finding 2016-1 to be a significant deficiency.

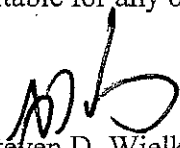
Compliance and Other Matters


As part of obtaining reasonable assurance about whether the County of Bergen's financial statements-regulatory basis are free of material misstatement, we performed tests of its compliance with certain provisions of laws, regulations, contracts and grant agreements, noncompliance with which could have a direct and material effect on the determination of financial statement amounts. However, providing an opinion on compliance with those provisions was not an objective of our audit and, accordingly, we do not express such an opinion. The results of our tests disclosed no instances of noncompliance or other matters that are required to be reported under *Government Auditing Standards*, which are described in the accompanying schedule of findings and questioned costs as item 2016-1.

However, we noted certain immaterial instances of noncompliance that we have reported to the management of the County of Bergen in the accompanying comments and recommendations section of this report.

Purpose of this Report

The purpose of this report is solely to describe the scope of our testing of internal control and compliance and the results of that testing, and not to provide an opinion on the effectiveness of the County of Bergen's internal control or on compliance. This report is an integral part of an audit performed in accordance with *Government Auditing Standards* in considering the County of Bergen's internal controls and compliance. Accordingly, this communication is not suitable for any other purpose.


Steven D. Wielkocz
Registered Municipal Accountant
No. 413


FERRAIOLI, WIELKOTZ, CERULLO & CUVA, P.A.
Certified Public Accountants
Pompton Lakes, New Jersey

April 25, 2017



Ferraioli, Wielkocz, Cerullo & Cuva, P.A.

Charles J. Ferraioli, Jr., MBA, CPA, RMA
Steven D. Wielkocz, CPA, RMA
James J. Cerullo, CPA, RMA
Paul J. Cuva, CPA, RMA
Thomas M. Ferry, CPA, RMA

Certified Public Accountants
401 Wanaque Avenue
Pompton Lakes, New Jersey 07442
973-835-7900
Fax 973-835-6631

Newton Office
100B Main Street
Newton, N.J. 07860
973-579-3212
Fax 973-579-7128

INDEPENDENT AUDITOR'S REPORT ON COMPLIANCE FOR EACH MAJOR FEDERAL AND STATE PROGRAM AND REPORT ON INTERNAL CONTROL OVER COMPLIANCE AS REQUIRED BY THE UNIFORM GUIDANCE AND N.J. OMB CIRCULAR 15-08

The Honorable Board of Chosen Freeholders
County of Bergen, New Jersey

Report on Compliance for Each Major Federal and State Program

We have audited the County of Bergen in the State of New Jersey compliance with the types of compliance requirements described in the OMB Compliance Supplement and N.J. Office of Management and Budget (OMB) Circular 15-08 Compliance Supplement that could have a direct and material effect on each of its major state programs for the year ended December 31, 2016. The County of Bergen's major federal and state programs are identified in the summary of auditor's results section of the accompanying schedule of findings and questioned costs.

Management's Responsibility

Management is responsible for compliance with the requirements of laws, regulations, contracts and grants applicable to each of its major federal and state programs.

Auditor's Responsibility

Our responsibility is to express an opinion on compliance for each of the County of Bergen's major state programs based on our audit of the types of compliance requirements referred to above. We conducted our audit of compliance in accordance with auditing standards generally accepted in the United States of America; the standards applicable to financial audits contained in *Government Auditing Standards*, issued by the Comptroller General of the United States; and the audit requirements of Title 2 U.S. Code of Federal Regulations Part 200, *Uniform Administrative Requirements, Cost Principles, and Audit Requirements for Federal Awards* (Uniform Guidance) and N.J. OMB Circular 15-08. Those standards, the Uniform Guidance and N.J. OMB Circular 15-08 require that we plan and perform the audit to obtain reasonable assurance about whether noncompliance with the types of compliance requirements referred to above that could have a direct and material effect on a major state program occurred. An audit includes examining, on a test basis, evidence about the County of Bergen's compliance with those requirements and performing such other procedures as we considered necessary in the circumstances.



We believe that our audit provides a reasonable basis for our opinion on compliance for each major federal and state program. However, our audit does not provide a legal determination on the County of Bergen's compliance.

Opinion on Each Major Federal and State Program

In our opinion, the County of Bergen complied, in all material respects, with the types of compliance requirements referred to above that could have a direct and material effect on each of its major federal and state programs for the year ended December 31, 2016.

Report on Internal Control Over Compliance

Management of the County of Bergen is responsible for establishing and maintaining effective internal control over compliance with the types of compliance requirements referred to above. In planning and performing our audit of compliance, we considered the County of Bergen's internal control over compliance with the types of requirements that could have a direct and material effect on a major federal and state program to determine our auditing procedures that are appropriate in the circumstances for the purpose of expressing an opinion on compliance for each major federal and state program and to test and report on internal control over compliance with the Uniform Guidance and N.J. OMB Circular 15-08, but not for the purpose of expressing an opinion on the effectiveness of internal control over compliance. Accordingly, we do not express an opinion on the effectiveness of the County of Bergen's internal control over compliance.

A deficiency in internal control over compliance exists when the design or operation of a control over compliance does not allow management or employees, in the normal course of performing their assigned functions, to prevent, or detect and correct, noncompliance with a type of compliance requirement of a federal and state program on a timely basis. *A material weakness in internal control over compliance* is a deficiency, or combination of deficiencies, in internal control over compliance, such that there is a reasonable possibility that material noncompliance with a type of compliance requirement of a federal and state program will not be prevented, or detected and corrected, on a timely basis. *A significant deficiency in internal control over compliance* is a deficiency, or a combination of deficiencies, in internal control over compliance with a type of compliance requirement of a federal and state program that is less severe than a material weakness in internal control over compliance, yet important enough to merit attention by those charged with governance.


Our consideration of the internal control over compliance was for the limited purpose described in the first paragraph of this section and was not designed to identify all deficiencies in internal control over compliance that might be material weaknesses or significant deficiencies and, therefore, material weaknesses or significant deficiencies may exist that were not identified. We did not identify any deficiencies in internal control over compliance that we consider to be material weaknesses. However, material weaknesses may exist that have not been identified.

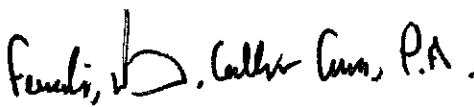
The County of Bergen's response to the internal control over compliance finding identified in our audit is described in the accompanying schedule of findings and questioned costs. The County of Bergen's response was not subjected to the auditing procedures applied in the audit of compliance and, accordingly, we express no opinion on the response.

The purpose of this report on internal control over compliance is solely to describe the scope of our testing of internal control over compliance and the results of that testing based on the requirements of the Uniform Guidance and N.J. OMB Circular 15-08. Accordingly, this report is not suitable for any other purpose.

Report on Schedules of Expenditures of Federal Awards and State Financial Assistance Required by the Uniform Guidance and NJ OMB Circular 15-08

We have audited the financial statements of the County of Bergen, New Jersey as of and for the year ended December 31, 2016, and have issued our report thereon dated April 25, 2017, which contained an unmodified opinion on those financial statements on a regulatory basis. Our audit was conducted for the purpose of forming an opinion on the financial statements as a whole. The accompanying schedules of expenditures of federal awards and the Uniform Guidance and NJ OMB Circular 15-08 and are not a required part of the financial statements. Such information is the responsibility of management and was derived from and related directly to the underlying accounting and other records used to prepare the financial statements. The information has been subjected to the auditing procedures applied in the audit of the financial statements and certain additional procedures, including comparing and reconciling such information directly to the underlying accounting and other records used to prepare the financial statements or to the financial statements themselves, and other additional procedures in accordance with auditing standards generally accepted in the United States of America. In our opinion, the schedule of expenditure of federal awards and State financial assistance are fairly stated in all material respects in relation to the financial statements taken as a whole.


Steven D. Wielkotz
Registered Municipal Accountant
No. 413


FERRAIOLI, WIELKOTZ, CERULLO & CUVA, P.A.
Certified Public Accountants
Pompton Lakes, New Jersey

April 25, 2017



THIS PAGE INTENTIONALLY LEFT BLANK

COUNTY OF BERGEN
 Schedule of Expenditures of Federal Awards
 Year ended December 31, 2016

Program	CFDA Number	FAIN Number	Grant or State Project Number	Grant Period	Award Amount	Cash Received	Expenditures	Deferred Revenue/ (Accounts Receivable) at Dec. 31, 2016	MEMO Cumulative Total Expenditures
Federal and State Grant Fund:									
US Department of Agriculture Passed Through the State of New Jersey Department of Health and Human Services Senior Farmers Market Nutrition Program Total US Department of Agriculture	10.576	DFHS16WKN005	100-046-4500-474-6140-7076	2016	3,300		2,763	(2,763) *	2,763
HUD - Housing Counseling Program	14.316	HC1520321066	FR-5800-N-33	2015	12,092	12,092	12,092	*	12,092
HUD - Housing Counseling Program	14.316	HC160321047	FR-6000-N-30	2016	16,258	11,321	11,321	(11,321) *	23,413
						12,092	23,413	(11,321) *	23,413
Continuum of Care Program	14.267	NJ008L2F011407	06285-64763	2015	88,415	52,945	46,455	*	88,415
Continuum of Care Program	14.267	NJ009L2F011306	06285-01631	2015	82,893	12,889		*	80,483
Continuum of Care Program (HMIS)	14.267			2015	20,000	3,137		*	20,000
Continuum of Care Program (HMIS)	14.267	NJ0009L2F011407	06285-81397	2016	82,893	50,251	79,533	(29,282) *	79,533
Continuum of Care Program	14.267	NJ0009L2F011407	06285-81397	2016	20,000	20,000	20,000	*	20,000
Continuum of Care Program	14.267	NJ0008L2F011508	06285-64763	2016	88,415	28,518	34,842	(6,324) *	34,842
						164,603	183,967	(35,606) *	323,273
Total US Department of Housing and Urban Development						176,695	207,380	(46,927) *	346,886
US Department of Justice									
Passed Through the New Jersey Department of Law and Public Safety									
Crime Victim Assistance	16.575	VOCA 02-14	1020-100-066-1020-142	2015	162,062	162,062	81,031	*	162,062
Crime Victim Assistance	16.575	14VA039	1020-100-066-1020-142	2015	55,000	26,747	15,673	*	55,000
Crime Victim Assistance (SART/SANE)	16.575	VS-23-14	1020-100-066-1020-142	2015	68,325	25,154	73	*	66,310
Crime Victim Assistance (SART/SANE)	16.575	VS-46-14	1020-100-066-1020-142	2015	80,406		53,573	(70,276) *	70,276
Victim Assistance Grant	16.575	2015-VA-GX-0021	1020-100-066-1020-142	2016	90,177	22,951	76,856	(53,908) *	76,856
Victims of Crime Act (VOCA)	16.575	V-02-15	1020-100-066-1020-142	2016	210,427		109,213	(103,213) *	109,213
						236,914	332,419	(229,394) *	535,717
Violence Against Women Formula Grant	16.588	13VAWA-77	1020-100-066-1020-246	2015	29,244	17,714	10,790	*	29,244
Violence Against Women Formula Grant	16.588	14VAWA-76	1020-100-066-1020-246	2016	31,930		20,956	(20,956) *	20,956
						17,714	31,746	(20,956) *	50,200
Criminal Alien Assistance Grant	16.606			2007	2,838,717			40,755 *	2,797,962
Criminal Alien Assistance Grant	16.606	2015APBX0520		2007	2,235,509	41,407	41,407	110,676 *	2,124,833
Criminal Alien Assistance Grant	16.606	2016APBX0106		2015	415,376	415,376	415,376	*	415,376
Criminal Alien Assistance Grant	16.606			2016	535,827	535,827	535,827	*	535,827
						535,827	456,783	687,238 *	5,338,171
Edward Byrne Memorial Justice Assistance Grant Program	16.738	JAG 1-5-13	1020-100-066-1020-364	2015	11,763	2,941		*	11,763
Edward Byrne Memorial Justice Assistance Grant Program	16.738	JAG1-27F-14	1020-100-066-1020-364	2016	72,236	72,236	72,236	*	72,236
Edward Byrne Memorial Justice Assistance Grant Program	16.738	JAG 1-3-14	1020-100-066-1020-364	2016	11,818	8,864	11,818	(2,954) *	11,818
Edward Byrne Memorial Justice Assistance Grant Program	16.738	2015-DJ-BX-0481	1020-100-066-1020-364	2016	71,117		35,558	(35,558) *	35,558
						84,041	119,612	(38,512) *	131,376
US Marshals Regional Fugitive Task Force	16.000	JLEO-15-0162		2015	15,000	2,622		*	15,000
US Marshals Regional Fugitive Task Force	16.000	JLEO-16-0162		2016	15,000	10,766	15,000	(4,234) *	15,000
						13,388	15,000	(4,234) *	30,000
Total US Department of Justice						887,884	955,560	394,163 *	6,085,464

COUNTY OF BERGEN
Schedule of Expenditures of Federal Awards
Year ended December 31, 2016

Program	CFDA Number	FAIN Number	Grant or State Project Number	Grant Period	Award Amount	Cash Received	Expenditures	Deferred Revenues (Accounts Receivable) at Dec. 31, 2016	MEMO Cumulative Total Expenditures
US Department of Transportation									
Passed Through the State of New Jersey Department of Transportation Highway Planning and Construction - Overpass Park Pathways	20.205 20.205	N/A	N/A	2011 2014	1,500,000 500,000	11,760 11,760	11,760 11,760	*	937,021 937,021
Passed Through North Jersey Transportation Planning Authority Metropolitan Transportation Planning	20.505	N/A	STP 2015-2016	2015-2016	198,164	197,807	106,239	*	197,808
Metropolitan Transportation Planning	20.505	N/A	STP 2015-2016	2015-2016	15,000	7,716	4,520	*	7,716
Subregional Transportation Planning	20.505	N/A	STP 2016-2017	2016-2017	198,164	51,943	93,105	(41,102)*	93,105
Subregional Support and Intern Program	20.505	N/A	STP 2016-2017	2016-2017	15,000	11,613	11,613	(11,613)*	11,613
Passed Through New Jersey Transit									
Jobs Access Reverse Commute	20.516	N/A	N/A	2015 2016	150,000 80,000	90,299 80,000	90,299 80,000	*	150,000 80,000
Jobs Access Reverse Commute	20.516	N/A	N/A	2015 2016	208,470 170,299	208,470 170,299	208,470 170,299	(21,530)* (21,530)*	230,000 230,000
New Freedom Program	20.521			2013	80,000	27,414	11,798	*	80,000
New Freedom Program	20.521			2015	25,000	19,076	25,000	(5,924)*	25,000
						46,490	36,798	(5,924)*	103,000
Passed Through the New Jersey Department of Law and Public Safety									
State and Community Highway Safety	20.600			2014	75,000	38,581	38,581	*	106,316
State and Community Highway Safety	20.600	CP16080105	1160-100-066-1160-047	2015	75,000	20,981	20,981	*	62,473
State and Community Highway Safety (Aggressive Driving Campaign)	20.600	PT16030402	1160-100-066-1160-036	2016	25,000	17,600	17,600	*	26,243
State and Community Highway Safety (Aggressive Driving Campaign)	20.600	PT17030201	1160-100-066-1160-036	2016	25,000	17,600	17,600	*	17,600
Comprehensive Community Project	20.600	CP17080101		2016	50,000	38,581	38,581	*	106,316
National Priority Safety Programs (Drug Recognition Expert)									
National Priority Safety Programs (Drug Recognition Expert)	20.616	AL16450101	1160-100-066-1060-157	2014	25,000	7,182	13,788	*	14,332
National Priority Safety Programs (Drug Recognition Expert)	20.616	AL17450101	1160-100-066-1060-157	2015	25,000	13,788	13,788	*	13,788
National Priority Safety Programs (Drug Recognition Expert)	20.616			2016	25,000	20,970	13,788	*	28,120
Total US Department of Transportation					583,737	485,703	(80,229)*		1,716,699
US Department of Education									
Passed Through the State of New Jersey Department of Education									
Special Education - Grants for Infants and Families	84.181	DFHS16SCH013	4220-100-046-4575-460	2015	1,397,250	1,010,798	688,465	*	1,288,343
Special Education - Grants for Infants and Families	84.181	DFHS17SCH013	4220-100-046-4010	2016	1,480,493	380,300	701,646	(321,346)*	701,646
Total US Department of Education					1,391,098	1,391,098	1,391,111	(321,346)*	1,989,989
US Department of Health and Human Services									
Passed Through the State of New Jersey Department of Health and Senior Services									
Area Plan on Aging - Title III	93.044	DOAS15AAA017	7530-100-054-3530-038	2013	7,282,405	133	535	*	7,282,405
Area Plan on Aging - Title III	93.044	DOAS16AAA005	7530-100-054-3530-038	2015	7,028,730	65,542	545,384	*	6,711,091
Area Plan on Aging - Title III	93.044	DOAS16AAA005	7530-100-054-3530-038	2016	6,711,070	6,646,984	6,269,004	629,850*	6,269,004
						6,646,984	6,814,388	629,850*	20,269,500
Comprehensive Cancer Control Program									
Comprehensive Cancer Control Program	93.752	DPHS16CC001	4230-100-046-4753-434	2014	130,800	107,206	89,375	*	130,800
Comprehensive Cancer Control Program	93.752	DPHS17CC004	4230-100-046-4559-370	2015	130,800	21,120	51,051	634*	40,791
Comprehensive Cancer Control Program	93.752	DPHS17CC004	4230-100-046-4559-370	2016	130,800	128,326	140,961	(29,931)*	51,051
								(29,931)*	222,642
Public Health Emergency Preparedness									
Public Health Emergency Preparedness	93.069	PHEP16LNC006	4230-100-046-4E05-360	2015	317,607	235,903	193,858	*	273,751
Public Health Emergency Preparedness	93.069	PHEP17LNC007	4230-100-046-4E06-360	2016	313,396	40,106	94,610	(54,504)*	94,609
						276,009	288,468	(54,504)*	368,360

COUNTY OF BERGEN
Schedule of Expenditures of Federal Awards

Year ended December 31, 2016

Program	CFDA Number	FAIN Number	Grant or State Project Number	Grant Period	Award Amount	Cash Received	Expenditures	Deferred Revenue/ (Accounts Receivable) at Dec. 31, 2016	MEMO	
									Total Expenditures	Expenditures
Project Grants & Cooperative Agreement for Tuberculosis Control Program	93.116	EPID16TBS003	4220-100-046-4G27-501	2014	272,472	679	272,472	*	272,472	
Project Grants & Cooperative Agreement for Tuberculosis Control Program	93.116	EPID16TBS003	4245-100-046-4861-056	2015	230,472	233,959	156,982	*	290,472	
Tuberculosis Control, Specialty Clinic Services	93.116	EPID17TBS003	4220-100-046-4G27-501	2016	15,000	15,000	15,000	(46,105)	84,902	
Tuberculosis Control, Specialty Clinic Services	93.116	EPID17TBS003	4220-100-046-4G27-501	2016	272,472	277,756	257,563	(46,105)	662,846	
Medicare Special Benefits Outreach & Enrollment Assistance	93.071	DOAS15MPA009	7530-100-054-7530-103	2016	40,000	39,000	40,000	(1,000)	40,000	
Medicare Improvements for Patients and Providers Act	93.071	DOAS15MPA009	7530-100-054-7530-103	2016	40,000	39,000	40,000	(1,000)	40,000	
Center for Disease Control & Prevention - Investigations & Technical Assistance	93.283	DFHS16CED004	4220-100-046-4533-421	2015	825,000	1,324	1,324	*	825,000	
Investigations & Technical Assistance	93.283	DFHS16CED004	4220-100-046-4533-421	2015	767,038	671,377	547,781	2,291	760,587	
Cancer Education and Early Detection	93.283	DFHS17CED006	4220-100-046-4504-535	2016	763,409	68,193	162,204	(94,011)	162,204	
Election Assistance to Individuals	93.617			2013	8,788	866	711,309	(91,720)	1,747,731	
State Health Insurance Assistance Program	93.779	DOAS15SHF015	7530-100-054-7530-055	2015	31,000	9,852	4,926	*	31,000	
State Health Insurance Assistance Program	93.779	DOAS16SHF004	7530-100-054-7530-055	2016	31,000	19,765	26,074	(6,309)	26,074	
HIV Prevention Activities Health Dept. Based	93.940	AIDS15CTB023	4245-100-046-4855-089	2015	106,863	29,875	104,154	(28,808)	103,993	
HIV Prevention Activities Health Dept. Based	93.940	AIDS16CTB022	4245-100-046-4855-089	2016	106,863	25,346	104,154	(28,808)	104,154	
Special Child Health Case Management	93.994	DFHS16CSE011	4220-100-046-4572-484	2015	136,217	108,819	67,456	*	134,268	
Special Child Health Case Management	93.994	DFHS17CSE015	4220-771-046-4572-001	2016	141,367	37,573	70,051	(32,478)	70,051	
Passed Through the State of New Jersey Department of Human Services Child Support Enforcement	93.583	160ANUCSES	7550-100-054-7550-173	2016	572,725	146,392	137,507	(32,478)	204,319	
United Child Care	93.575	2015G996005	UC16002	2014	715,199	1,266,796	1,210,232	155,606	678,762	
United Child Care	93.575	2016G996005	UC16002	2015	2,111,327	24,986	740	24,246	1,953,722	
United Child Care	93.575	2017G996005	UC17002	2016	1,690,271	533,652	403,528	130,124	403,528	
Child Care & Development Block Grant	93.575	2015G996005	UC16002	2014	1,559,190	1,823,434	1,614,590	309,976	3,038,732	
Basic Center Grant	93.623	90CY689-03-00		2013	153,929	165,433	165,433	*	163,433	
Basic Center Grant	93.623	90CY689-03-00		2014	163,811	165,433	165,433	*	163,433	
Basic Center Grant	93.623	90CY6896-01-00		2015	150,886	152,877	113,958	(28,857)	152,877	
Basic Center Grant	93.623	90CY6896-01-00		2016	150,886	152,877	142,815	(28,857)	469,307	
Temporary Assistance for Needy Families (WorkFirst NJ Administration)	93.558	160INTANF	SH16002	2015	114,461	57,591	(5,835)	60,360	31,681	
Temporary Assistance for Needy Families (Homeless Assistance)	93.558	160INTANF	SH16002	2015	831,026	403,017	353,099	*	831,026	
Temporary Assistance for Needy Families (Homeless Assistance)	93.558	160INTANF	SH16002	2016	301,600	258,171	258,171	*	258,171	
Temporary Assistance for Needy Families (WorkFirst NJ Administration)	93.558	160INTANF	SH17002	2016	114,461	28,615	16,532	12,263	16,532	
Temporary Assistance for Needy Families (Social Services for the Homeless)	93.558	160INTANF	SH17002	2016	1,275,366	207,737	469,863	(262,106)	469,863	
Passed Through the Bergen One-Stop Career Center	93.558			2015	40,000	40,000	19,731	*	40,000	
Temporary Assistance for Needy Families (WorkFirst NJ Admin)	93.558	160INTANF		2016	40,000	40,000	17,450	(17,450)	40,000	
Temporary Assistance for Needy Families (WorkFirst NJ Admin)	93.558	160INTANF		2016	40,000	40,000	37,181	(17,450)	40,000	

COUNTY OF BERGEN
 Schedule of Expenditures of Federal Awards
 Year ended December 31, 2016

Program	CFDA Number	FAIN Number	Grant or State Project Number	Grant Period	Award Amount	Cash Received	Expenditures	Deferred Revenue/ (Accounts Receivable) at Dec. 31, 2016	MEMO Cumulative Total Expenditures
Passed Through the State of New Jersey Department of Children and Families Family Violence Prevention and Services	93.671	1601NSDYC	15BEBW	2015	503,857	17,009		*	461,475
Family Violence Prevention and Services	93.671		16BEBW	2016	503,857	502,179		1,678 *	502,179
						503,857		1,678 *	963,654
Total U.S. Department of Health and Human Services					12,031,627	12,097,073		415,493 *	31,532,868
U.S. Department of Homeland Security									
Passed Through the State of New Jersey Department of Law and Public Safety Homeland Security Grant Program	97.067			2015	530,288	129,908		*	529,597
Homeland Security Grant Program	97.067			2015	461,500	244,794		*	461,494
Homeland Security Grant Program	97.067	EMW2016SS00039	1005-100-066-1005-006	2016	348,370	56,008		(43,454) *	89,462
Homeland Security Grant Program (UASI)	97.067	EMW2016SS00039	1005-100-066-1005-008	2016	482,288	170,604		(67,392) *	237,596
Urban Areas Security Initiative (UASI)	97.067	EMW2016SS00032		2016	357,300	367		(367) *	367
Homeland Security Grant Program	97.067	EMW2016SS00032		2016	463,634	683,221		(25,000) *	25,000
					601,314	683,221		(136,413) *	1,354,116
Emergency Management Performance Grant	97.042			2015	115,000	60,000		*	115,000
					115,000	60,000		*	115,000
					716,314	743,221		(136,413) *	1,469,116
Total U.S. Department of Homeland Security					15,787,355	15,882,811		221,977 *	49,143,585
Total Federal and State Grant Fund					3,500,000	280,288		(593,753) *	593,753
						280,288		(593,753) *	593,753
Capital Fund:									
U.S. Department of Homeland Security									
Passed Through the State of New Jersey Department of Law and Public Safety Hazard Mitigation Grant	97.059			2014	3,500,000				
Total Capital Fund									
Trust Funds:									
U.S. Department of Housing and Urban Development									
Community Development Block Grant	14.218	B78UC340100		1978	6,747,850			1,036 *	6,746,814
Community Development Block Grant	14.218	B79UC340100		1979	7,563,351			585 *	7,562,766
Community Development Block Grant	14.218	B87UC340100		1987	8,992,265			500 *	8,990,394
Community Development Block Grant	14.218	B88UC340100		1988	8,945,711			1,606 *	8,944,105
Community Development Block Grant	14.218	B89UC340100		1989	9,179,112			387 *	9,178,525
Community Development Block Grant	14.218	B92UC340100		1992	10,177,000			3,830 *	10,173,170
Community Development Block Grant	14.218	B93UC340100		1993	10,895,000			5,573 *	10,876,828
Community Development Block Grant	14.218	B94UC340100		1994	12,271,000			27,623 *	12,243,377
Community Development Block Grant	14.218	B95UC340100		1995	13,505,000			(131,429) *	13,504,429
Community Development Block Grant	14.218	B96UC340100		1996	13,406,000	9,432		(59,364) *	13,406,000
Community Development Block Grant	14.218	B97UC340100		1997	13,045,000	31,516		(18,635) *	13,045,000
Community Development Block Grant	14.218	B98UC340100		1998	12,833,000	51,577		(25,039) *	12,828,786
Community Development Block Grant	14.218	B99UC340100		1999	12,454,000			*	12,454,000
Community Development Block Grant	14.218	B00UC340100		2000	12,532,000			(93,966) *	12,536,308
Community Development Block Grant	14.218	B01UC340100		2001	12,407,000			69,914 *	12,397,011
Community Development Block Grant	14.218	B02UC340100		2002	12,945,000			2,527 *	12,942,473
Community Development Block Grant	14.218	B04UC340100		2004	12,815,000	46,214		(285,910) *	12,815,000
Community Development Block Grant	14.218	B05UC340100		2005	12,648,000	114,604		(27,029) *	12,648,000
Community Development Block Grant	14.218	B06UC340100		2006	13,529,239	4,107		283,077 *	13,246,162
Community Development Block Grant	14.218	B07UC340100		2007	12,125,371			163,694 *	11,844,052

COUNTY OF BERGEN

Schedule of Expenditures of Federal Awards

Year ended December 31, 2016

CFDA Number	FAIN Number	Grant or State Project Number	Grant Period	Award Amount	Cash Received	Expenditures	Deferred Revenue/ (Accounts Receivable) at Dec. 31, 2016	MEMO	
								Cumulative Total Expenditures	Total Expenditures
14.218	B08UC340100		2008	11,755,103			208,827 *	11,550,276	
14.218	B09UC340100		2009	10,435,168	38,855		(389,926) *	10,435,168	
14.218	B10UC340100		2010	11,895,910			(22,004) *	11,676,472	
14.218	B11UC340100		2011	11,761,289	201,338		(197,633) *	11,751,633	
14.218	B12UC340100		2012	9,878,918	187,141		(950,687) *	9,878,918	
14.218	B13UC340100		2013	7,986,486	191,108		(1,670,175) *	7,986,486	
14.218	B14UC340100		2014	9,088,810	3,757,891		9,920,937 *	6,168,720	
14.218	B15UC340100		2015	8,259,658	3,223,141		(2,145,248) *	4,166,279	
14.218	B16UC340100		2016	8,791,602	883,703		(3,020,327) *	4,798,975	
14.218	B17UC340100		2017	8,632,392	882,370		(882,370) *	882,370	
				8,402,232	9,294,061		772,574 *	307,639,873	
14.231	E12UC340100		2012	662,070			39,981 *	662,070	
14.231	E14UC340100		2014	582,638	354,725		772,859 *	375,571	
14.231	E15UC340100		2015	681,655	286,188		(316,120) *	479,837	
14.231	E16UC340100		2016	735,505	29,690		(282,403) *	312,093	
14.231	E17UC340100		2017	736,329	670,603		(18,921) *	18,921	
				662,070	670,603		196,575 *	3,620,226	
14.239	M13UC340211		2013	1,918,876	463,798		407,353 *	1,975,321	
14.239	M14UC340211		2014	1,862,640	451,175		1,676,606 *	1,124,731	
14.239	M15UC340211		2015	1,983,429	212,766		(1,128,094) *	649,421	
14.239	M16UC340211		2016	1,812,740	115,719		(27,119) *	63,628	
14.239	M17UC340211		2017	1,970,316	1,243,458		(24,250) *	24,280	
				1,711,998	1,171,998		1,295,030 *	31,472,264	
				10,316,293	11,136,633		2,768,179 *	342,683,363	
				\$ 26,103,648	27,299,732		2,396,403 *	386,420,701	

Note: This schedule was subject to an audit in accordance with Uniform Guidance

THIS PAGE INTENTIONALLY LEFT BLANK

COUNTY OF BERGEN

Schedule of Expenditures of State Financial Assistance

Year ended December 31, 2016

	Grant Number	Grant Period	Award Amount	Cash Received	Budgetary Expenditures	MEMO Cumulative Total Expenditures
Federal and State Grant Fund						
Department of Health and Senior Services						
Respite Care for the Elderly	7530-491-054-7530-009	2015	565,480	41,370	42,644	465,419
Respite Care for the Elderly	7530-491-054-7530-009	2016	565,480	528,175	461,861	461,861
				569,545	504,505	977,280
Worker and Community Right to Know	4230-100-105	2015	21,869	16,402	10,935	21,869
Worker and Community Right to Know	4230-100-046-4771-105	2016	21,869	5,467	10,934	10,934
				21,869	21,869	32,803
Community Health Disparity Prevention	MGMT16HDP024	2015	57,800			
			591,414		526,374	960,083
Total Department of Health and Senior Services						
Department of Human Services						
Human Services Advisory Council	1610-100-039	2014	66,073	500		64,810
Human Services Advisory Council	1610-100-039	2016	66,073	66,073	66,064	66,064
				66,573	66,064	130,874
Mental Health Board Administrator	7700-100-029	2015	12,000	12,000	6,000	12,000
				12,000	6,000	12,000
Mental Health Law	7700-100-029	2015	246,898	123,449	4,363	246,898
Mental Health Law	7700-100-029	2016	246,898	117,608	239,087	239,087
				241,057	245,450	485,985
Personal Assistance Services	7545-100-005	2015	93,054		565	91,905
Personal Assistance Services	7545-100-054-101.4-005	2016	24,163	24,163	22,300	22,300
Personal Assistance Services	7545-100-054-101.4-005	2016	93,054	93,054	84,898	84,898
				117,217	107,763	199,103
County Comprehensive Alcohol Program	7700-100-054-4219-162	2015	1,091,683	265,448	32,397	1,009,857
County Comprehensive Alcohol Program	7700-100-054-4219-162	2016	1,120,483	761,036	1,052,231	1,052,231
				1,026,484	1,084,628	2,062,088
Spring House for Women	7700-100-054-4219-158	2015	61,185	16,510		61,185
Spring House for Women	7700-100-054-4219-158	2016	77,404	44,569	62,286	62,286
				61,059	62,286	123,471
			1,524,390	1,570,191		3,013,321
Total Department of Human Services						
Department of Environmental Protection						
County Environment Health Act	4840-100-042-4804-094	2016	271,170	204,604	271,170	271,170
				204,604	271,170	271,170
Clean Communities	4900-765-042-4900-005	2014-2015	119,061		1,665	119,061
Clean Communities	4900-765-042-4900-005	2015	144,519		92,533	143,660
Clean Communities	4900-765-042-4900-005	2016	174,015	174,015	72,099	72,099
				174,015	166,297	334,820

COUNTY OF BERGEN

Schedule of Expenditures of State Financial Assistance

Year ended December 31, 2016

	Grant Number	Grant Period	Award Amount	Cash Received	Budgetary Expenditures	MEMO Cumulative Total Expenditures
Hazardous Discharge Site Remediation Fund	4800-566-003	2008-2009	175,083	378,619	437,467	170,914
Total Department of Environmental Protection						776,904
Department of Community Affairs						
Recreational Trails Program - Van Burakirk Island Shelter Support	8050-100-035 8050-100-035	2013 2015	24,700 300,000	300,000 300,000	247,557 247,557	247,557 247,557
Total Department of Community Affairs				300,000	247,557	247,557
Department of Law and Public Safety						
Sheriff Department Body Armor Replacement	1020-718-001	2014	36,602		15,871	36,501
Sheriff Department Body Armor Replacement	1020-718-001	2015	43,607		43,188	43,188
Sheriff Department Body Armor Replacement	1020-718-066-1020-001	2016	40,599	40,599		
Prosecutor Body Armor Replacement	1020-718-001	2013	14,771		7,691	14,771
Prosecutor Body Armor Replacement	1020-718-001	2015	11,445		6,195	6,195
Prosecutor Body Armor Replacement	1020-718-066-1020-001	2016	8,520	8,520		
Total Department of Law and Public Safety				49,119	72,945	100,655
State Community Partnership	1500-100-007	2015	830,965	255,238	82,660	830,759
State Community Partnership	1500-100-007	2016	830,965	616,498	713,106	713,106
Total Department of Law and Public Safety				871,736	795,766	1,543,865
Juvenile Detention Alternative Initiative						
Juvenile Detention Alternative Initiative	1500-100-237	2012	125,200		5,406	125,200
Juvenile Detention Alternative Initiative	1500-100-237	2013	49,980			28,416
Juvenile Detention Alternative Initiative	1500-100-237	2015	50,441	17,704	5,925	50,441
Juvenile Detention Alternative Initiative/Visions Program	1610-100-016-1610-021	2016	101,001	101,001	101,001	101,001
Juvenile Detention Alternative Initiative	JDAL-16-IP-02	2016	68,569	65,578	31,891	31,891
Total Department of Law and Public Safety				184,283	148,223	338,949
Conducted Energy Device Assistance Program	1000-100-066	2015	60,000	44,193	31,975	31,975
Citizen Corps & Community Emergency Response Team	1200-100-066	2012	2,500			386
Drunk Driving Enforcement Fund		2012	21,262		8,290	20,139
Drunk Driving Enforcement Fund		2014	18,156			
Drunk Driving Enforcement Fund		2015	9,744			
Drunk Driving Enforcement Fund	6400-100-078-6400	2016	8,465	8,465		
Total Department of Law and Public Safety				8,465	8,290	20,139
Governor's Council on Alcohol & Drug Abuse						
Municipal Alliance	2000-100-082-C001-044	2015	757,888	525,088	476,211	544,651
Municipal Alliance	2000-100-082-C001-044	2016	757,888	20,062	58,227	58,227
Total Governor's Council on Alcohol & Drug Abuse				545,150	534,438	602,878
State Agriculture Development						
Right to Farm Activities Grant	2540-100-105	2001-2002	4,516			117
Total State Agriculture Development						117

COUNTY OF BERGEN

Schedule of Expenditures of State Financial Assistance

Year ended December 31, 2016

	Grant Number	Grant Period	Award Amount	Cash Received	Budgetary Expenditures	MEMO Cumulative Total Expenditures
Department of State						
Historic Preservation	8049-734-001	2011-2016	704,384			*
NJ Historical Commission	2540-100-105	2013-2014	22,885		900	22,885
NJ Historical Commission	2540-100-105	2014-2015	22,885		3,540	22,885
NJ Historical Commission	2540-100-105	2015	22,885	11,443	18,150	18,150
NJ Historical Commission Pilot Program	2540-100-074-2340-003	2016	3,500	3,500	3,500	3,500
NJ Historical Commission	2540-100-074-2540-105	2016	12,750	10,837		
NJ Historical Commission	2540-100-074-2540-105	2016	45,000	45,000		
				70,780	26,090	67,420
Local Arts Program	2530-100-032	2012	91,299		602	91,299
Local Arts Program	2530-100-032	2014	91,299		563	91,299
Local Arts Program	2530-100-032	2015	96,777	24,194	20,910	96,777
Local Arts Program	2530-100-032	2015	96,777	24,194	79,168	79,168
				48,388	101,243	358,543
Public Archives & Records Infrastructure Support (PARIS)	2545-100-033	2009	800,000			764,003
Public Archives & Records Infrastructure Support (PARIS)	2545-100-033	2009	905,127			851,738
						1,615,741
Total Department of State				119,168	127,333	2,041,704
Office of Information Technology	2034-100-030	2008	25,000			24,870
Enhanced 911/County 911 Coordinator						24,870
Total Office of Information Technology						24,870
Department of Children and Families						
Youth Incentive Programs	1620-100-016-1620-013	2016	36,874	36,874	36,874	36,674
						36,674
Total Department of Children and Families						36,674
Military and Veterans Affairs						
Veterans and Transportation	3610-100-067-3610-058	2015	26,000	15,170	13,004	26,000
Veterans and Transportation	3610-100-067-3610-058	2016	26,000	10,830	12,996	12,996
				26,000	26,000	38,996
Total Military and Veteran Affairs				26,000	26,000	38,996
New Jersey Transit						
Senior Citizen and Disabled Resident Transp. Assistance Program:						
Casino Revenue Fund	491-078-6050-001	2015	1,368,790	128,273	2,500	1,368,790
Casino Revenue Fund	491-078-6050-001	2016	1,404,961	1,261,723	1,404,808	1,404,808
				1,389,996	1,407,308	2,773,598
Bergen County Community College Shuttle (CMAQ)						
		2015	482,678	227,462	212,832	269,846
				227,462	212,832	269,846
Bus Rapid Transit Implementation Study		2012	300,000	44,122	19,413	300,000
Total New Jersey Transit				1,661,580	1,639,553	3,343,444

COUNTY OF BERGEN
Schedule of Expenditures of State Financial Assistance
Year ended December 31, 2016

	Grant Number	Grant Period	Award Amount	Cash Received	Budgetary Expenditures	MEMO Cumulative Total Expenditures
Department of Labor and Workforce Development						
Work First On-the-Job Training Program	4545-1000-062-313	2015	10,062			10,062
Total Department of Labor and Workforce Development						10,062
Other State and Local Agencies						
Venture Program		2013-2014	635,665		2,206	635,630
Venture Program		2014-2015	647,450			588,024
Venture Program		2015	648,403	432,269	420,479	606,525
Venture Program		2015-2016	15,564		2,855	4,744
Venture Program		2016	635,173	143,292	189,163	189,163
				575,562	614,703	2,024,086
Medicaid Peer Grouping		2014	1,900,034			1,578,266
Medicaid Peer Grouping		2015	1,900,034		108,759	1,864,027
Medicaid Peer Grouping		2015	218,499			
Medicaid Peer Grouping		2016	1,430,417	1,430,417	926,575	926,575
Medicaid Peer Grouping		2016	469,617	469,617		
				1,900,034	1,035,334	4,368,868
City of New York, Department of Health and Mental Hygiene						
Cities Readiness Initiative Grant		2006-2007	125,000		371	106,107
Cities Readiness Initiative Grant		2007-2008	125,000		371	6,064
						112,171
Bergen County Special Services						
Youth Complex Education Program		2014	125,000		24,034	116,307
Youth Complex Education Program		2015	125,000			97,356
Youth Complex Education Program		2015	150,000	105,000	96,055	96,055
Youth Complex Education Program		2016	155,000	62,000		
				167,000	120,089	309,718
The IOLTA Fund of the Bar of New Jersey						
IOLTA Fund Grant		2015	18,100		556	18,100
IOLTA Fund Grant		2016	18,100	16,280	16,280	16,280
				16,280	16,836	34,380
City of Paterson						
Special Project of National Significance		2016	16,000	8,000	10,461	10,461
Henry H. Kessler Foundation, Inc.						
Henry Kessler Grant for Post Stroke and Disabled Adult Support Group	22-1496-SIGR-FY2014	2016	10,000	10,000		10,000
Total Other State and Local Agencies				2,676,876	1,797,794	6,869,684
Total Federal and State Grant Fund:			9,017,867	8,000,780	20,004,463	20,004,463

COUNTY OF BERGEN

Schedule of Expenditures of State Financial Assistance

Year ended December 31, 2016

	Grant Number	Grant Period	Award Amount	Cash Received	Budgetary Expenditures	MEMO Cumulative Total Expenditures
Capital Fund						
Department of Transportation						
State Aid Highway Projects	6320-480-Various	2002-2003	7,181,000			7,012,831
State Aid Highway Projects	6320-480-Various	2003-2004	7,366,500			3,796,937
State Aid Highway Projects	6320-480-Various	2008-2009	8,145,000			7,758,379
State Aid Highway Projects	6320-480-Various	2009-2010	8,145,000		666,072	5,998,332
State Aid Highway Projects	6320-480-Various	2010-2011	8,103,000			5,386,418
State Aid Highway Projects	6320-480-Various	2010-2011	8,103,000			7,393,938
State Aid Highway Projects	6320-480-Various	2010-2011	10,225,000		16,574	7,875,943
State Aid Highway Projects	6320-480-Various	2012-2013	8,103,000		1,079,151	6,246,458
State Aid Highway Projects	6320-480-Various	2013-2014	2,000,000	683,662		1,335,402
State Aid Highway Projects	6320-480-Various	2013-2014	8,051,900		826,767	6,621,668
State Aid Highway Projects	6320-480-Various	2014-2015	4,663,200	3,075,472	4,507,502	4,340,752
State Aid Highway Projects	6320-480-Various	2014-2015	300,000		300,000	300,000
State Aid Highway Projects	6320-480-Various	2015-2016	1,000,000			
				<u>3,759,134</u>	<u>7,396,066</u>	<u>64,467,058</u>
Local Bridge Bond 2014	6220-572-002	2014	1,000,000		957,988	1,000,000
					<u>957,988</u>	<u>1,000,000</u>
Total Department of Transportation				<u>3,759,134</u>	<u>8,364,054</u>	<u>65,467,058</u>
Total Capital Fund:				<u>3,759,134</u>	<u>8,364,054</u>	<u>65,467,058</u>
Total State and Other Local Awards:				<u>\$ 12,777,001</u>	<u>16,364,834</u>	<u>\$ 85,471,521</u>

Note: This schedule was subject to an audit in accordance with N.J. OMB 15-08

THIS PAGE INTENTIONALLY LEFT BLANK

**COUNTY OF BERGEN
NOTES TO THE SCHEDULES OF EXPENDITURES
OF FEDERAL AND STATE AWARDS
FOR THE YEAR ENDED DECEMBER 31, 2016**

NOTE 1. GENERAL

The accompanying schedules of expenditures of awards present the activity of all federal and state financial assistance programs of the County of Bergen. The County is defined in Note 1 to the County's financial statements. All federal financial assistance received directly from federal agencies, as well as federal financial assistance passed through other government agencies is included on the schedule of expenditures of awards.

NOTE 2. BASIS OF ACCOUNTING

The accompanying schedules of expenditures of awards are presented using the budgetary basis of accounting. This basis of accounting is described in Note 1 to the County's financial statements.

NOTE 3. RELATIONSHIP TO FINANCIAL STATEMENTS

Amounts reported in the accompanying schedules do not agree with amounts reported in the County's financial statements because encumbrances are not reported in the accompanying schedules. Financial assistance awards are reported in the County's financial statements on a basis of accounting described above as follows:

	<u>Federal</u>	<u>State</u>	<u>Total</u>
Current Fund	\$15,882,811	\$8,000,780	\$23,883,591
Trust Fund	11,136,633		11,136,633
General Capital Fund	<u>280,288</u>	<u>8,364,054</u>	<u>8,644,342</u>
	<u>\$27,299,732</u>	<u>\$16,364,834</u>	<u>\$43,664,566</u>

NOTE 4. RELATIONSHIP TO FEDERAL AND STATE FINANCIAL REPORTS

The regulations and guidelines governing the preparation of federal financial reports vary by federal agency and among programs administered by the same agency. Accordingly, the amount reported in the federal financial reports do not necessarily agree with the amounts reported in the accompanying Schedule which is prepared on the cash basis.

NOTE 5. SUBRECIPIENT PROGRAMS

Certain Federal programs have various subrecipients but obtaining those amounts is not practical.

NOTE 6. INDIRECT COST RATE

The County of Bergen has elected not to use the 10-percent de minimis indirect cost rate as allowed under the Uniform Guidance.

**COUNTY OF BERGEN
SCHEDULE OF FINDINGS AND QUESTIONED COSTS
FOR THE YEAR ENDED DECEMBER 31, 2016**

Section I - Summary of Auditor's Results

Financial Statements

Type of auditor's report issued: Adverse GAAP/unmodified regulatory

Internal control over financial reporting:

1. Material weakness(es) identified? yes X no
2. Were significant deficiencies identified that are not considered to be material weaknesses? X yes no

Noncompliance material to general-purpose financial statements noted? yes X no

Federal Awards Section

Dollar threshold used to determine type A programs: \$ 750,000

Auditee qualified as low-risk auditee? yes X no

Type of auditors' report on compliance for major programs: unmodified

Internal Control over compliance:

1. Material weakness(es) identified? yes X no
2. Were significant deficiencies identified that were not considered to be material weaknesses? yes X no

Any audit findings disclosed that are required to be reported in accordance with Uniform Guidance yes X no

Identification of major programs:

<u>CFDA Number(s)</u>	<u>FAIN Number(s)</u>		<u>Name of Federal Program or Cluster</u>
<u>14.218</u>	<u>B16UC340100</u>	(A)	<u>Community Development Block Grant</u>
<u>93.044</u>	<u>DOAS16AAA005</u>	(A)	<u>Area Plan on Aging - Title III</u>
<u>93.575</u>	<u>UC17002</u>	(A)	<u>Child Care and Development Block Grant</u>
<u>14.231</u>	<u>E16UC340100</u>	(B)	<u>Emergency Solutions Grant</u>

Note: (A) - Tested as Major Type A Program.
(B) - Tested as Major Type B Program.

COUNTY OF BERGEN
SCHEDULE OF FINDINGS AND QUESTIONED COSTS
FOR THE YEAR ENDED DECEMBER 31, 2016
(continued)

Section I - Summary of Auditor's Results
(continued)

State Awards Section

Dollar threshold used to determine type A programs: \$ 750,000

Auditee qualified as low-risk auditee? _____ yes _____ X _____ no

Type of auditors' report on compliance for major programs: unmodified

Internal Control over compliance:

1. Material weakness(es) identified? _____ yes _____ X _____ no

2. Were significant deficiencies identified that were
not considered to be material weaknesses? _____ yes _____ X _____ no

Any audit findings disclosed that are required to be reported
in accordance with N.J. OMB Circular 15-08, as amended? _____ yes _____ X _____ no

Identification of major programs:

<u>GMIS Number(s)</u>	<u>Name of State Program</u>
6320-480-Various (A)	State Aid DOT Projects
7530-491-054-7530-009 (B)	Respite Care for the Elderly

Note: (A) - Tested as Major Type A Program.
(B) - Tested as Major Type B Program.

COUNTY OF BERGEN
SCHEDULE OF FINDINGS AND QUESTIONED COSTS
FOR THE YEAR ENDED DECEMBER 31, 2016
(continued)

Section II - Schedule of Financial Statement Findings

This section identifies the significant deficiencies, material weaknesses and instances of noncompliance related to the basic financial statements that are required to be reported in accordance with Chapter 5.18 of General Auditing Standards.

FINANCIAL STATEMENT FINDINGS

FINDING NO. 2016-1

STATEMENT OF CONDITION

The County opened a new parking garage and has automated the collection process for parking fees. Internal control policies and procedures concerning the collection of fees for the parking garage have not been designed and implemented.

CRITERIA

Internal controls for the collection and recording of fees generated in the parking garage are necessary to ensure the proper amounts are being accounted for and properly turned over to the County Treasurer in a timely manner.

EFFECT

There is no system reporting available to support the revenues generated by the parking garage.

CAUSE

Internal control policies concerning the collection of fees for the parking garage have not been designed and implemented.

RECOMMENDATION

Internal control policies and procedures concerning the collection of fees for the parking garage be designed and implemented.

MANAGEMENT RESPONSE

Management is in process of developing and implementing procedures concerning the collection of fees for the parking garage.

COUNTY OF BERGEN
SCHEDULE OF FINDINGS AND QUESTIONED COSTS
FOR THE YEAR ENDED DECEMBER 31, 2016
(continued)

Section III - Federal Awards and State Financial Assistance Findings and Questioned Costs

This section identifies the reportable conditions, material weaknesses, and instances of noncompliance including questioned costs, related to the audit of major federal and state programs, as required by the Uniform Guidance and New Jersey OMB's Circular 15-08, as amended.

FEDERAL AWARDS

None

STATE AWARDS

None

**COUNTY OF BERGEN
SCHEDULE OF FINDINGS AND QUESTIONED COSTS
FOR THE YEAR ENDED DECEMBER 31, 2016
(continued)**

STATUS OF PRIOR YEAR FINDINGS

None

**COUNTY OF BERGEN
GENERAL COMMENTS AND RECOMMENDATIONS
FOR THE YEAR ENDED DECEMBER 31, 2016**

GENERAL COMMENTS

Contracts and Agreements

N.J.S.A. 40A:11-3 states:

- a. When the cost or price of any contract awarded by the contracting agent in the aggregate does not exceed in a contract year the total sum of \$17,500, the contract may be awarded by a purchasing agent when so authorized by ordinance or resolution, as appropriate to the contracting unit, of the governing body of the contracting unit without public advertising for bids, except that the governing body of any contracting unit may adopt an ordinance or resolution to set a lower threshold for the receipt of public bids or the solicitation of competitive quotations. If the purchasing agent is qualified pursuant to subsection b. of section 9 of P.L. 1971, c.198 (C.40A:11-9), the governing body of the contracting unit may establish that the bid threshold may be up to 25,000. Such authorization may be granted for each contract or by a general delegation of the power to negotiate and award such contracts pursuant to this section.
- b. Any contract made pursuant to this section may be awarded for a period of 24 consecutive months, except that contracts for professional services pursuant to subparagraph (i) of paragraph (a) of subsection (1) of section 5 of P.L. 1971, c.198 (C.40A:11-5) may be awarded for a period not exceeding 12 consecutive months. The Division of Local Government Services shall adopt and promulgate rules and regulations concerning the methods of accounting for all contracts that do not coincide with the contracting unit's fiscal year.
- c. The Governor, in consultation with the Department of the Treasury, shall no later than March 1 of every fifth year beginning in the fifth year after the year in which P.L. 1999, c.440 takes effect, adjust the threshold amount and the higher threshold amount which the governing body is permitted to establish, as set forth in subsection a. of this section, or the threshold amount resulting from any adjustment under this subsection, in direct proportion to the rise or fall of the index rate as that term is defined in section 2 of P.L. 1971, c.198(C.40A:11-2), and shall round the adjustment to the nearest \$1,000. The Governor shall, no later than June 1 of every fifth year, notify each governing body of the adjustment. The adjustment shall become effective on July 1 of the year in which it is made.

N.J.S.A. 40A:11-4 states:

- a. Every contract awarded by the contracting agent for the provision or performance of any goods or services, the cost of which in the aggregate exceeds the bid threshold, shall be awarded only by resolution of the governing body of the contracting unit to the lowest responsible bidder after public advertising for bids and bidding therefor, except as is provided otherwise in this act of specifically by any other law. The governing body of a contracting unit may, by resolution approved by a majority of the governing body and subject to subsections b. and c. of this section, disqualify a bidder who would otherwise be determined to be the lowest responsible bidder, if the governing body finds that it has had prior negative experience with the bidder.

COUNTY OF BERGEN
GENERAL COMMENTS AND RECOMMENDATIONS
FOR THE YEAR ENDED DECEMBER 31, 2016
(continued)

Effective July 1, 2010 and thereafter, the bid thresholds in accordance with N.J.S.A. 40A:11-3 (as amended) is \$17,500 and \$36,000 if there is a certified purchasing agent. On July 1, 2015, the threshold with a qualified purchasing agent was increased to \$40,000.

The governing body of the County has the responsibility of determining whether the expenditures in any category will exceed the bid threshold within the fiscal year. Where question arises as to whether any contract or agreement might result in violation of the statute, the County Counsel's opinion should be sought before a commitment is made.

The minutes indicate that bids were requested by public advertising for the following items:

- Frozen Rodents and Specialty Diets
- Liquid Laundry Products
- Dead Tree Removal
- Large Scale Equipment Repair
- Large Scale Equipment, Vehicle & Engine Repair
- Vehicle Repair Services
- Auto Body Repair of Damaged Vehicles
- Plumbing Supplies
- Kingsland Ave Bridge Maintenance
- Chemical Control of Aquatic Weeds
- Mechanical Weed Harvesting & Hydro-Raking (Co-Op)
- Catalog-Grounds Maintenance Equipment
- Nurse Call System at HCC Meadow Green and Berry Field Buildings
- UPS Battery Replace at OEM
- First Responder Medical Equipment Catalog
- Hot Extruded & Spray Thermoplastic Traffic Markings (Co-Op)
- Medicaid and Medicare Consulting Services
- US Flags
- Vet Diagnostic Snap Tests
- Animal Food
- Biological Chemical Analysis
- Automatic Temperature Control-Jail Maintenance & Repair Services
- Automatic Temperature Control-Jail Annex
- Helicopter Services for Larvicide Application
- Enviro Monitoring Equip
- Video Security System
- Pump & Meter Maintenance & Repair (Co-Op)
- Playground Equipment & Supplies
- Cat Condos-Cottages
- Prisoner Transport Services
- Energy Aggrigation Auction

COUNTY OF BERGEN
GENERAL COMMENTS AND RECOMMENDATIONS
FOR THE YEAR ENDED DECEMBER 31, 2016
(continued)

Countywide Concrete and Paving
Bread - Bakery Related Prod
Crime Scene Catalog
High Credentialing System (Co-Op)
Calcium Hypochlorite Tablets
Linen-Laundry Services at HCC
Washer-Extractor Laundry Equipment- Jail
Lease of Antenna
Snap-On Tools (Co-op)
HVAC - 911 Communication Sites
Ford F150 Hotshots
Plant Material
Bituminous Concrete & Various Road Repair Materials (Co-Op)
Folger Adams Locks (Co-Op)
Electric Lamps (Co-op)
Tidal Gates Maintenance
UPS System at HCC
HVAC Services-Jail & ID Buildings
HVAC – Bergen Youth Complex
Welding and Structural Steel Repair Services
Roadside Vegetation Control
Wiretap Translation
Web Based Electronic Data Management System
International Trucks (Co-Op)
Locks, Hardware and Services
Ballon Lights
Vehicle Tablet Mounts
Relocation and Moving Services for Bergen County Agencies
Disaster Management Training System
Roadway Rock Salt (Co-Op)
Plastic Liners (Co-Op)
Liquid Coffee Service
Generator Maintenance
Janitorial Supplies (Co-Op)
Bergen County Jail General Operation and Energy Management
Therapy Equipment HCC
Radio Equipment and Service
Bagged Ice Melt Pallets
Frozen Fish Specialty Diets
Lab Testing Above-Underground Storage Tanks
Washer-Extractor at Jail

COUNTY OF BERGEN
GENERAL COMMENTS AND RECOMMENDATIONS
FOR THE YEAR ENDED DECEMBER 31, 2016
(continued)

Traffic Signal Repair Parts
Liquid Melting Agent (Co-Op)
Evidence Recovery Vehicle
Vet Pharmaceutical and Medical Surgical Supplies
Auctioneer Services for the County of Bergen
Winter Maintenance Equipment & Service
Natural Gas Energy Auction
Fire Alarm Testing, Monitor

Resolutions were adopted authorizing the awarding of contracts and agreements for "Professional Services" N.J.S. 40A:11-5.

Inasmuch as the system of records did not provide for an accumulation of payments for categories for the performance of any work or the furnishing or hiring of any material or supplies, the results of such an accumulation could not reasonably be ascertained. Disbursements were reviewed, however, to determine whether any clear cut violation existed. No violations were disclosed.

Our examination of expenditures did not reveal any individual payments, contracts or agreements in excess of the statutory threshold "for the performance of any work or the furnishing or hiring of any materials or supplies," other than those where bids had been previously sought by public advertisement or where a resolution had been previously adopted under the provisions of N.J.S. 40A:11-6.

COUNTY OF BERGEN
OTHER COMMENTS & RECOMMENDATIONS
FOR THE YEAR ENDED DECEMBER 31, 2016

COMMENTS

Finance/Treasurer

1. *The reserve balances in the Community Development Trust Fund General Ledger do not agree to the State IDIS system.
2. *There are Capital Fund Improvement Authorizations greater than five years old that have unfunded portions outstanding.
3. There was an over-expenditure of appropriations resulting in a deferred charge of \$276,399.
4. There were prior year Miscellaneous Receivable balances which were cancelled without resolution.
5. The Surety Bond coverage for the Finance Officer is not sufficient in accordance with N.J.A.C. 5:30-8.2.
6. Not all prior year interfund balances were liquidated prior to the close of the current fiscal year.
7. There are purchase orders included in the accounts payable and contracts payable balances for items that are no longer valid.

Board of Taxation

1. * The Tax Board is not remitting fees collected for Petitions for Tax Appeals to the County Treasurer on a monthly basis.

Department of Public Works

1. *The Department's monthly billing ledger is not subtotaled by month.
2. *The Department does not have a policy establishing a timeline for the cancellation of receivables.
3. The Department does not maintain an Analysis of Receivables that includes all receivables.
4. Permits are waived or cancelled without the approval from the Board of Chosen Freeholders.
5. A detailed listing of permits billed was not provided with monthly totals.
6. A detailed listing of permits collected was not provided with monthly totals.
7. Individual ledger books did not agree to the ledger of accounts receivable and cash book.

COUNTY OF BERGEN
OTHER COMMENTS & RECOMMENDATIONS
FOR THE YEAR ENDED DECEMBER 31, 2016
(continued)

COMMENTS, (continued)

Department of Public Works - Administrative Garage

1. Internal control policies and procedures have not been designed and implemented concerning the collection of fees in the parking garage.
2. Receipts collected in the Administrative Garage are not being turned over to the County Finance Department on a monthly basis.
3. There are instances in which ticket machines utilized for the collection of fees do not maintain an accurate balance of change funds within the machines.
4. There are instances in which the ticket machines do not operate properly and security guards are required to collect cash; however there is no procedure in place to record the transaction or secure the funds when collected.
5. There are no procedures in place to inventory the number of parking tickets issued to the fees collected or validated.

Office of the County Clerk – Registry Division

1. The reconciled cash balance per the Lawyer and Title Company Trust Account for Recording Fees does not agree to the cash on hand per the Registry Account Balance Activity Report as of December 31, 2016.
2. Interest earned on the Lawyer and Title Company Trust Account for Recording Fees was not turned over to the County on a monthly basis.

Office of the County Clerk – Counter Division

1. There are multiple instances in which the Passport Clearing Account was overdrawn throughout the year.

Animal Shelter

1. There were instances in which fees collected were not deposited within 48 hours of receipt.
2. There were instances in which the amount collected for Surrender Fee did not agree to the approved fee schedule.

COUNTY OF BERGEN
OTHER COMMENTS & RECOMMENDATIONS
FOR THE YEAR ENDED DECEMBER 31, 2016
(continued)

RECOMMENDATIONS

Finance/Treasurer

1. *That the reserve balances for the Community Development Trust Fund be analyzed and adjusted to agree with the available balances per the State IDIS system.
2. *That Capital Fund Improvement Authorizations greater than five years old be funded.
3. That more care be taken to ensure over-expenditures do not occur.
4. That cancelations be approved by the Board of Chosen Freeholders prior to adjustment.
5. That the amount of the Surety Bond for the Finance Officer be increased in accordance with N.J.A.C. 5:30-8.2
6. That all interfund balances be liquidated in a timely manner.
7. That the listing of accounts payable and contracts be reviewed and items no longer applicable be cancelled.

Board of Taxation

1. *That fee's collected for Petitions for Tax Appeals be remitted to the County Treasurer on a monthly basis.

Department of Public Works

1. *The Department should subtotal all monthly billings.
2. *A policy be developed be developed and implemented to ensure that collections and/or cancellations of receivables is performed in a timely manner.
3. That the Analysis of Receivables include all receivables.
4. Permits only be waived or cancelled with the approval from the Board of Chosen Freeholders.
5. A detailed listing of all permits billed be maintained with monthly totals.
6. A detailed listing of all permits collected be maintained with monthly totals.
7. That all ledger books agree to the ledger of accounts receivable and cash book with proper dates and billed amounts.

**COUNTY OF BERGEN
OTHER COMMENTS & RECOMMENDATIONS
FOR THE YEAR ENDED DECEMBER 31, 2016
(continued)**

RECOMMENDATIONS, (continued)

Department of Public Works – Administrative Garage

1. Internal control policies and procedures concerning the collection of fees for the parking garage be designed and implemented.
2. Monthly receipts should be summarized and transmitted to the County Treasurer on a monthly basis in order to maintain a consistent revenue flow.
3. The manufacturer of the ticket machines should be contacted to determine the reason an accurate balance of change funds is not being maintained.
4. Steps be taken to create and implement procedure for the collection of fees in the event the machines are not operating as designed.
5. Steps be taken to create and implement procedures to maintain a record of tickets which are validated.

Office of the County Clerk – Registry Division

1. Steps be taken to reconcile the Registry Account Balance Activity Report to the Lawyer and Title Company Trust Account for Recording Fees on a monthly basis.
2. That all interest earnings be turned over to the County in a timely manner.

Office of the County Clerk – Counter Division

1. That sufficient funds be maintained in the account.

Animal Shelter

1. That all collections be deposited within 48 hours of receipt in accordance with N.J.S.A. 40A:5-15.
2. That more care be taken to ensure fees collected agree to the approved fee schedule.

COUNTY OF BERGEN
OTHER COMMENTS & RECOMMENDATIONS
FOR THE YEAR ENDED DECEMBER 31, 2016
(continued)

STATUS OF PRIOR YEAR AUDIT FINDINGS/RECOMMENDATIONS

A review was performed on all prior year recommendations. Corrective action was taken on all prior year recommendations with the exception of those recommendations denoted with an asterisk (*).


The problems and weaknesses noted in our audit were not of such magnitude that they would affect our ability to express an opinion on the financial statements taken as a whole.

Should any questions arise as to our comments or recommendations, or should you desire assistance in implementing our recommendations, please do not hesitate to call us.

Very truly yours,



Steven D. Wielkocz, C.P.A.
Registered Municipal Accountant
No. CR00413



FERRAIOLI, WIELKOTZ, CERULLO & CUVA, P.A.
Certified Public Accountants
Pompton Lakes, New Jersey

April 25, 2017

THIS PAGE INTENTIONALLY LEFT BLANK