

2016 COUNTY DATA SHEET

(Must Accompany 2016 Budget)

As Adopted June 15, 2016

COUNTY of BERGEN

County Officials	
<u>Lisa Sciancalepore</u> Clerk to the Board of Chosen Freeholders	
<u>Joseph Luppino</u> County Finance Officer	<u>Y0064</u> Cert No.
<u>Steven Wielkocz</u> Registered Municipal Accountant	<u>413</u> Lic No.
<u>Julian X. Neals, Esq.</u> County Counsel	
<u>James J. Tedesco, III</u> County Executive	

Board of Chosen Freeholders	
Name	Term Expires
<u>Freeholder Maura DeNicola</u>	<u>2016</u>
<u>Freeholder John A. Felice</u>	<u>2016</u>
<u>Freeholder David L. Ganz</u>	<u>2017</u>
<u>Freeholder Thomas Sullivan</u>	<u>2016</u>
<u>Freeholder Chairman Steven A. Tanelli</u>	<u>2018</u>
<u>Freeholder Joan M. Voss</u>	<u>2017</u>
<u>Freeholder Tracy Silna Zur</u>	<u>2018</u>

Official Mailing Address of Municipality

County of Bergen

1 Bergen County Plaza, Room 501

Hackensack, New Jersey 07601

Fax #: 201-336-6595

Please attach this to your 2016 Budget and Mail to:

Director, Division of Local Government Service
Department of Community Affairs
PO Box 803
Trenton NJ 08625

Sheet A

Division Use Only

Municode: _____
Public Hearing Date: _____

2016 COUNTY BUDGET

Budget of the County of Bergen for the Fiscal Year 2016

It is hereby certified the Budget and Capital Budget annexed hereto and hereby made a part hereof is a true copy of the Budget and Capital Budget approved by resolution of the Board of Chosen Freeholders on the 15th day of June, 2016 and that public advertisement will be made in accordance with the provisions of N.J.S. 40A:4-6 and N.J.A.C. 5:30-4.4(d).

Certified by me, this 15th day of June, 2016

Lisa Sciancalepore
Clerk to the Board
One Bergen County Plaza
Address
Hackensack, New Jersey 07601
Address
201-336-6525
Phone Number

It is hereby certified that the approved Budget annexed hereto and hereby made a part is an exact copy of the original on file with the Clerk of the Governing Body, that all additions are correct, all statements contained herein are in proof, and the total of anticipated revenues equals the total of appropriations.

Certified by me, this 15th day of June, 2016

[Signature]
Registered Municipal Accountant
Pompton Lakes, New Jersey 07442
Address
401 Wanaque Avenue
Address
973-835-7900
Phone Number

It is hereby certified that the approved Budget annexed hereto and hereby made a part is an exact copy of the original of file with the Clerk of the Governing Body, that all additions are correct, all statements contained herein are in proof, the total of anticipated revenues equals the total of appropriations.

Certified by me, this 15th day of June, 2016

[Signature]
Chief Financial Officer

DO NOT USE THESE SPACES

CERTIFICATION OF ADOPTED BUDGET

It is hereby certified that the amount to be raised by taxation for County purposes has been compared with the approved Budget previously certified by me and any changes required as a condition to such approval have been made. The adopted budget is certified with respect to the foregoing only.

STATE OF NEW JERSEY
Department of Community Affairs
Director of the Division of Local Government Services

Dated: _____ 2016

By: _____

(Do not advertise this Certification form)

CERTIFICATION OF APPROVED BUDGET

It is hereby certified that the Approved Budget made part hereof complies with the requirements of law, and approval is given pursuant to N.J.S. 40A:4-79.

STATE OF NEW JERSEY
Department of Community Affairs
Director of the Division of Local Government Services

Dated: _____ 2016

By: _____

COMMENTS OR CHANGES REQUIRED AS A CONDITION OF CERTIFICATON OF DIRECTOR OF LOCAL GOVERNMENT SERVICES

The changes or comments which follow must be considered in connection with further action on this budget

COUNTY of BERGEN

**2016
COUNTY BUDGET NOTICE**

Annual Budget of the County of Bergen, for the Fiscal Year 2016

Be it Resolved, that the following statements of revenues and appropriations shall constitute the County Budget for the Year 2016

Be it Further Resolved, that said Budget be published in the The Bergen Record

in the issue of May 15, 2016

The Board of Chosen Freeholders of the County of Bergen does hereby approve the following as the Budget for the year 2016

<p>RECORDED VOTE (INSERT LAST NAME)</p>	<p>Ayes</p> <div style="border: 1px solid black; width: 100px; height: 100px; margin-left: 20px;"></div>	<p>Nays</p> <div style="border: 1px solid black; width: 100px; height: 100px; margin-left: 20px;"></div>	<p>Abstained</p> <div style="border: 1px solid black; width: 50px; height: 50px; margin-left: 20px;"></div>	<p>Absent</p> <div style="border: 1px solid black; width: 50px; height: 50px; margin-left: 20px;"></div>
---	--	--	---	--

Notice is hereby given that the Budget and Tax Resolution was approved by the Board of Chosen Freeholders of the County of Bergen on May 11, 2016.

A Hearing on the Budget and Tax Resolution will be held at One Bergen County Plaza, Hackensack, New Jersey, 07601, on June 15, 2016 at

7:30 PM o'clock at which time and place objections to said Budget and Tax Resolution for the year 2016 may be presented by taxpayers or other interested persons.

EXPLANATORY STATEMENT			
SUMMARY OF APPROVED BUDGET	FOCA	YEAR 2016	YEAR 2015
Total Appropriations (Item 9, Sheet 30)	34-499	\$ 542,208,380.37	\$ 542,233,915.85
Less: Anticipated Revenues (Item 5, Sheet 9)	13-199	\$ 137,163,974.37	\$ 155,267,207.85
Amount to be Raised by Taxation - County Purpose Tax (Item 6, Sheet 9)	07-199	\$ 405,044,406.00	\$ 386,966,708.00

EXPLANATORY STATEMENT - (Continued)
SUMMARY OF 2015 APPROPRIATIONS EXPENDED AND CANCELED

	General Appropriations		Utility Appropriations	
Budget Appropriations - Adopted Budget	530,285,208.58			
Budget Appropriation Added by N.J.S 40A:4-87	11,948,707.27			
Emergency Appropriations				
Total Appropriations	542,233,915.85			
Expenditures				
Paid or Charged	530,783,242.30			
Reserved	10,037,864.77			
Unexpended Balances Canceled	1,412,808.78			
Total Expenditures and Unexpended Balances Canceled	542,233,915.85			
Overexpenditures*				

Explanations of Appropriations for "Other Expenses"

The amounts appropriated under the title of "Other Expenses" are for operating costs other than "Salaries & Wages."

Some of the items included in "Other Expenses" are:

Materials, supplies and non-bondable equipment;

Repairs and maintenance of buildings, equipment, roads, etc.,

Contractual services for garbage and trash removal, fire hydrant service, aid to volunteer fire companies, etc;

Printing and advertising, utility services, insurance and many other items essential to the services rendered by municipal government.

*See Budget Appropriation items so marked to the right of column "Expended 2015 Reserved."

EXPLANATORY STATEMENT - (Continued)

BUDGET MESSAGE

<u>1977 Cap Calculation</u>		<u>1977 Calc</u>		
County Purpose Tax Levy- Prior Year-(2015)		\$386,966,708	Allowable County Purpose Tax Before Additional Modifications	261,472,976
Cap Base Adjustment		<u>0</u>		
Adjusted County Purpose Tax Levy - 2015		\$386,966,708	<u>Add Modifications:</u>	
<u>Less Modifications:</u>			New Construction - Actual	2,353,956
Debt Service - Net of Debt Service Revenues	68,085,316		Debt Service - Net of Debt Service Revenues	75,583,854
Board of Social Services (Welfare):			Deferred Charges	
Administration	9,370,545		Capital Improvements N.J.S.A. 40A: 2-2	2,900,000
TANF - County Share	435,268		Matching Funds For State And Federal Grants:	105,000
Excess of 2012 funding over 1992 - College			Board of Social Services (Welfare):	
Ch. 76 PI 1993	5,622,849		Administration - County Share	7,337,321
Excess of 2012 Out of County College funding over 1992 Base			TANF - County Share	321,493
Vocational School	29,773,899		Vocational School	29,788,657
Special Services School	8,744,940		Special Services School	9,222,239
Capital Improvements N.J.S.A. 40A: 2-2	1,600,000		Excess of 2013 Out of County College funding over 1992 Base	0
Health Insurance	1,785,915		Excess of 2013 funding over 1992 - College	
Matching Funds For State And Federal Grants	<u>75,000</u>		Ch. 76 PI 1993	5,832,730
			Health Insurance Increase	<u>979,000</u>
Total Modifications		<u>125,493,732</u>	Total Modifications	<u>134,424,251</u>
Amount On Which Cap Is Applied Per		261,472,976	Sub-Total (Levy CAP Determination Amount)	395,897,227
Division of Local Government Services			CAP Bank Utilized	<u>9,147,179</u>
CAP COLA Increase 1.5%	0.0000%	<u>0</u>	Allowable County Purpose Tax After Modifications	405,044,406
Allowable County Purpose Tax Before Additional Modifications		261,472,976	2016 COUNTY PURPOSE TAX LEVY	405,044,406
(Per N.J.S. 40A:4-45.4)				
			ADD ANTICIPATED REVENUES	<u>137,163,974</u>
			TOTAL ALLOWABLE COUNTY BUDGET	<u>542,208,381</u>
			2016 BUDGET	<u>542,208,380</u>
			AMOUNT UNDER/(OVER CAP)	<u>\$0</u>

NOTE:

MANDATORY MINIMUM BUDGET MESSAGE MUST INCLUDE THE FOLLOWING:

1. HOW THE "CAP" WAS CALCULATED. (Explain in words what the "CAPS" mean and show the figures.)
2. A SUMMARY BY FUNCTION OF THE APPROPRIATIONS THAT ARE SPREAD AMONG MORE THAN ONE OFFICIAL LINE ITEM (e.g. if Sheriff's Office S&W appears in the regular section and also under State and Federal Programs section, combine the figures for purposes of citizen understanding.)

EXPLANATORY STATEMENT - (Continued)

BUDGET MESSAGE

**2010 CAP LAW
Calculation**

	<u>2010 Calculation</u>	
County Purpose Tax- Prior Year	386,966,708	
Cap Base Adjustments	0	
Net Prior Year Tax Levy For County	<u>386,966,708</u>	
ADD 2% Cap Increase	7,739,334	
Adjusted Tax Levy	<u>394,706,042</u>	
Add: Assumption of Services/Function		
Subtotal	394,706,042	
<u>Exclusions</u>		
Shared Service Increases		
Health Care Cost Increases	2,405,943	
Pension Increases	733,918	
Capital Improvement Increase	1,300,000	
Debt Services Increases	8,886,307	
Defd Charges: Emergencies		
ADD Total Exclusions	13,326,168	
Less: Cancelled or Unexpended Exclusions	<u>(1,337,809)</u>	
Adjusted Tax Levy After Exclusions	406,694,401	
New Ratables & Additions	989,995,245	
Prior Year County Tax	<u>0.00238</u>	
	<u>2,353,956</u>	
Maximum Allowable to Be Raised by Taxation -2010	409,048,358	

Maximum Allowable to Be Raised by Taxation -2010	409,048,358
2016 COUNTY PURPOSE TAX LEVY	405,044,406
Maximum Allowable to Be Raised by Taxation -1977	405,044,406
USE Lesser of 2010 v. 1977 CAP	USE 1977 CAP
ADD: Anticipated Revenues	405,044,406
Total Revenues	<u>137,163,974</u>
	542,208,380
2015 preliminary budget budget	<u>542,208,380</u>
AMOUNT UNDER/(OVER CAP)	<u>0</u>

Health Insurance

The total county's share of health contributions to the health insurance self insurance fund for calender year 2015 was \$46,450,000. For 2016 the county budgeted \$49,975,000 for employee health claims. In addition, for 2015 employees contributed \$8,247,922 pre-tax contribution to the health insurance self insurance fund. For 2016 projected employee contribution to the health plan will be \$10.2 million.

Retirees/COBRA billings and interest income amounted to \$1,460,567 for 2015. Total health claims and other expense in 2015 was \$56,101,705.

Prescription Plan and Dental Claim

The total county's share of employee prescription claim appropriation for calender yet 2015 was \$24,933,115 and \$1,775,000 for employee dental claims. For 2016 budgeted employee prescription plan is \$23,430,000 and \$1,775,000 for 2016 employee dental plan.

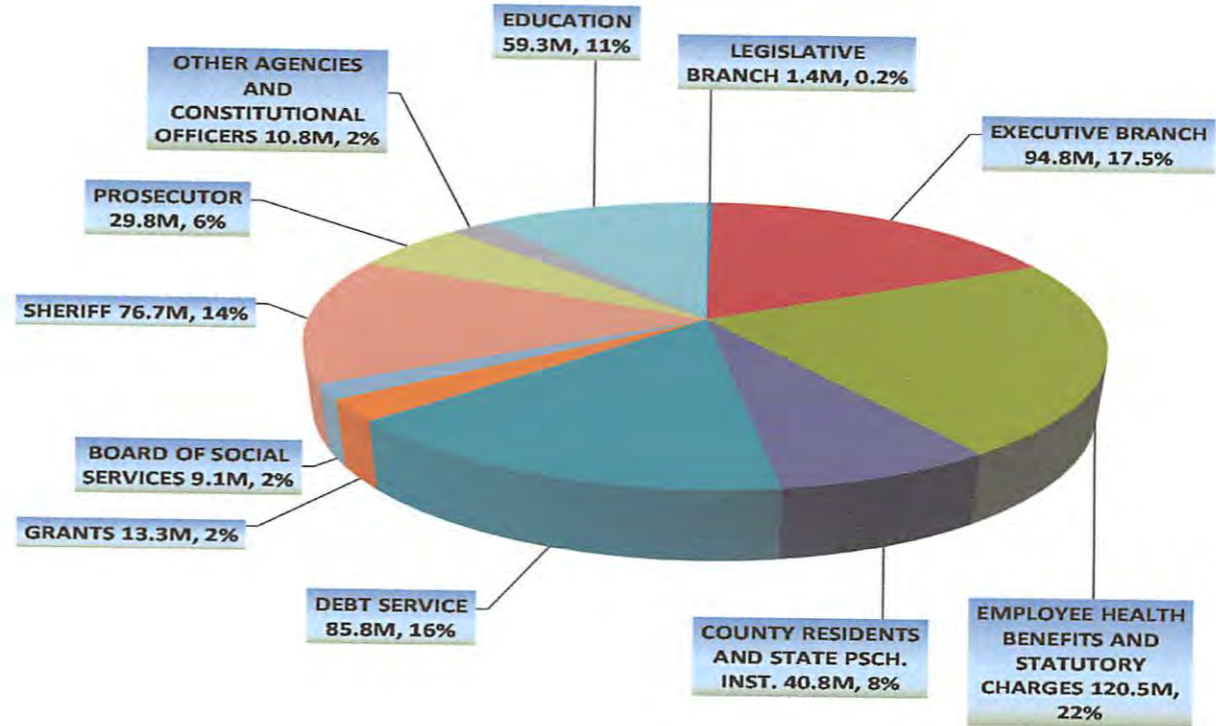
NOTE:

MANDATORY MINIMUM BUDGET MESSAGE MUST INCLUDE THE FOLLOWING:

1. HOW THE "CAP" WAS CALCULATED. (Explain in words what the "CAPS" mean and show the figures.)
2. A SUMMARY BY FUNCTION OF THE APPROPRIATIONS THAT ARE SPREAD AMONG MORE THAN ONE OFFICIAL LINE ITEM (e.g. if Sheriff's Office S&W appears in the regular section and also under State and Federal Programs section, combine the figures for purposes of citizen understanding.)

EXPLANATION OF ALLOCATION OF APPROPRIATIONS

	ADOPTED BUDGET 2016
Legislative Branch	1,353,730
County Executive	1,056,036
Administration and Finance	8,967,581
Health Department	17,317,648
Human Services	16,440,368
Department of Law	1,887,148
Law and Public Safety	10,532,646
Public Works	19,521,583
Parks	11,635,517
Planning	2,657,670
Salary Adjustment	500,000
Reimb ResOut/Cty	110,000
BC Improvement Authority	200,000
Terminal Pay	1,700,000
All Insurance (Excluding Medical And Perscriptions)	2,274,394
Executive Branch	94,800,591
Employee Health Benefits and Statutory Charges	120,255,298
County Residents in State Psychiatric Institutions	40,835,545
Capital Improvement Fund	2,800,000
Fiscal Operations Capital	100,000
Debt Service	82,914,236
Debt Service	85,814,236
Grants	13,204,332
Matching Funds	105,000
Grants	13,309,332
Board of Social Services	9,130,109
Sheriff	76,728,333
Prosecutor	29,824,231
Surrogate	1,725,987
County Clerk	4,732,705
Board of Taxation	490,300
Board of Elections	1,453,880
Superintendent of Elections	2,405,929
Other Agencies + Constitutional Officers	10,808,801
Education	59,348,175
Total	542,208,381



**EXPLANATORY STATEMENT
BUDGET MESSAGE - STRUCTURAL BUDGET IMBALANCES**

Revenues at Risk Non-recurring current appropriations Future Year Appropriation Increases Structural Imbalance Offsets				Line Item. Put "X" in cell to the left that corresponds to the type of imbalance.	Amount	Comment/Explanation
X				Capital Surplus	\$3,800,000.00	Decrease of this revenue will be offset by other revenue;
X				Motor Vehicle Surplus - Trust Fund	\$1,800,000.00	Decrease in collection of motor vehicle fines and increased utilization of trust fund;
	X			Public Employees Retirement System	unknown	Increases based on state formulas;
	X			Police and Fire Retirement System	unknown	Increases based on state formulas;
		X		Peer Grouping Grant Revenue	\$990,000.00	Continued state and federal reduction to Medicaid revenues may cause these revenues to decline;
	X			Debt Service	\$4,075,000.00	Debt Service for New projects, Justice Center Complex/DPW Building and new Special Service School Building;
	X			Board of Social Services	\$1,500,000.00	Projected reduction in Medicare/Medicaid funding.

Explanatory Statement - (continued)
Budget Message

Analysis of Compensated Absence Liability

Legal basis for benefit
(check applicable items)

Organization/Individuals Eligible for Benefit	Gross Days of Accumulated Absence	Value of Compensated Absences	Approved Labor Agreement	Local Ordinance	Individual Employment Agreements
PBA 134	26,436.839	\$12,163,592.96			
PBA 134A	1,497.634	\$1,013,046.23			
USW 755	37,084.487	\$8,021,909.48			
FIXED ANNUAL	11,618.840	\$4,599,040.46			
PBA 221	10,824.358	\$5,670,168.43			
PBA 221 - SUPERIOR OFFICERS	2,403.608	\$1,573,493.18			
PBA 221 - DEPUTY CHIEF	160.998	\$110,277.11			
PBA 49	10,165.307	\$6,036,507.83			
PARKS SUPERVISORY	1,327.292	\$293,821.62			
CWA 1036 PARKS MIDDLE MGT	2,940.127	\$946,960.45			
PBA 203	150.082	\$29,020.79			
USW 655	22,300.168	\$3,566,441.42			
OPEIU 32 SHERIFF	3,973.706	\$923,266.20			
Totals	days				
Total Funds Reserved as of end of 2015					
Total Funds Appropriated in 2016					

Explanatory Statement - (continued)
Budget Message

Analysis of Compensated Absence Liability

Legal basis for benefit
(check applicable items)

Organization/Individuals Eligible for Benefit	Gross Days of Accumulated Absence	Value of Compensated Absences	Approved Labor Agreement	Local Ordinance	Individual Employment Agreements
NJELUI SUPT OF ELECTIONS	1,228.704	\$162,011.83			
RWDSU LOCAL 108 BLUE	4,417.133	\$755,564.88			
RWDSU LOCAL 108 WHITE	532.716	\$88,037.75			
UPSEU - PROSECUTORS	3,525.914	\$863,747.21			
UPSEU - PROSECUTORS IT UNIT	2,482.245	\$927,787.19			
ASSISTANT PROSECUTORS	4,950.076	\$2,413,190.05			
UPSEU - SUPERVISORY UNIT	1,131.305	\$333,884.63			
Totals	149,151.539 days	\$50,491,769.70			
Total Funds Reserved as of end of 2015					
Total Funds Appropriated in 2016		\$1,700,000.00			

CURRENT FUND- ANTICIPATED REVENUES

GENERAL REVENUES	FCOA	Anticipated				Realized in Cash in 2015	
		2016		2015			
1. Surplus Anticipated	08-401	18,350,000.00		18,350,000.00		18,350,000.00	
2. Surplus Anticipated with Prior Written Consent of Director of Local Government Services	08-402						
Total Surplus Anticipated	08-400	18,350,000.00		18,350,000.00		18,350,000.00	
3. Miscellaneous Revenues - Section A: Local Revenues	xxxxxxx	xxxxxxxxxxxxxxxxxxx	xxx	xxxxxxxxxxxxxxxxxxx	xxx	xxxxxxxxxxxxxxxxxxx	xxx
County Clerk							
Register of Deeds	08-120	1,800,000.00		2,000,000.00		1,808,233.30	
Surrogate	08-160	500,000.00		540,000.00		578,348.29	
Sheriff	08-270	2,800,000.00		2,100,000.00		2,875,352.79	
Interest on Investments and Deposits	08-130	350,000.00		548,955.00		363,671.23	
Parks Fees and Revenues	08-375	2,200,000.00		2,525,000.00		2,227,537.23	
Golf Fee Revenues	08-376	7,400,000.00		6,000,000.00		7,419,663.43	
Realty Transfer Fees	08-120	7,200,000.00		6,500,000.00		7,223,086.77	
State of NJ - Court Lease	08-130	119,174.00		119,174.00		129,105.18	
Central Municipal Court	08-130	1,000,000.00		1,200,000.00		1,143,402.26	
Election Ballot Printing	17-121	850,000.00		1,000,000.00		882,426.77	

CURRENT FUND- ANTICIPATED REVENUES-(continued)

GENERAL REVENUES	FCOA	Anticipated		Realized in Cash in 2015
		2016	2015	
3. Miscellaneous Revenues - Section A: Local Revenues (continued):				
Reimbursement from State of NJ for State Prisoners held in County Jails	08-270	25,000.00	29,000.00	28,288.00
Bergen Regional Medical Center	08-135	240,000.00	240,000.00	240,000.00
Police and Fire Academy Fees	08-240	190,954.00	270,000.00	190,954.00
Reimbursement for In-Kind Grants	16-860	1,600,000.00	1,800,000.00	1,668,127.43
Animal Shelter Contracts	08-330	550,000.00	500,000.00	577,319.29
Animal Center - Other Fees	08-330	115,000.00	125,000.00	119,543.40
Shared Services Health Agreements	11-330	1,250,000.00	1,200,000.00	1,296,665.17
Bergen County Health Care Center	09-330	8,300,000.00	8,675,000.00	8,407,989.98
Shared Services Health Agreement - Kearney	11-330	75,577.00	60,000.00	75,577.00
Shared Services Human Services - 40 Passaic Street	11-340	450,000.00	500,000.00	453,238.00
Interlocal - Prosecutor's Office MOU	17-275	36,075.00	36,075.00	36,075.00
Interlocal - Interboro Regional Communications Network	08-252	290,000.00	290,000.00	290,000.00
Total Section A: Local Revenues	08-001	37,341,780.00	36,258,204.00	38,034,604.52

CURRENT FUND- ANTICIPATED REVENUES-(continued)

GENERAL REVENUES	FCOA	Anticipated				Realized in Cash in 2015	
		2016		2015			
3. Miscellaneous Revenues - Section B: State Aid Without Offsetting							
Appropriations:							
Franchise Tax on Life Insurance Companies (N.J.S.A. 54:18A)							
Franchise Tax on Stock Insurance Companies (Other than Life Insurance)(N.J.S.A. 54:16A)							
State Aid - County College Bonds (N.J.S.A. 18A:64A-22.6)	09-920	2,385,523.00		2,385,523.00		2,427,226.46	
Permanent Disability - Patients in County Institutions (N.J.S.A. 44:7-38 et seq.)							
State Aid - School Bonds (Chapter 74, Laws of 1978 as Amended)							
Total Section B: State Aid Without Offsetting Appropriations	09-001	2,385,523.00		2,385,523.00		2,427,226.46	

CURRENT FUND- ANTICIPATED REVENUES-(continued)

GENERAL REVENUES	FCOA	Anticipated				Realized in Cash	
		2016		2015		in 2015	
3. Miscellaneous Revenue - Section C:							
State Assumption of Costs of County Social and Welfare Services and Psychiatric Facilities							
Social and Welfare Services (c.66.P.L. 1990):	xxxxxxx	xxxxxxxxxxxxxxx	xxx	xxxxxxxxxxxxxxx	xxx	xxxxxxxxxxxxxxx	xxx
Temporary Assistance to Needy Families							
Division of Youth and Family Services	09-151	3,297,620.00		3,076,747.00		3,076,747.00	
Supplemental Social Security Income	09-152	1,471,295.00		1,541,508.00		1,493,872.00	
Psychiatric Facilities (c.73, P.L.1990)	xxxxxxx	xxxxxxxxxxxxxxx	xxx	xxxxxxxxxxxxxxx	xxx	xxxxxxxxxxxxxxx	xxx
Maintenance of Patients in State Institutions for Mental Diseases	09-153	6,160,479.00		7,841,480.00		7,841,480.00	
Maintenance of Patients in State Institutions for Mentally Retarded	09-154	32,211,841.00		30,946,523.00		30,946,523.00	
State Patients in County Psychiatric Hospitals							
Board of County Patients in State and Other Institutions	09-155	1,541.00		0.00		7,047.44	
Board of County Patients in State and Other Institutions - Prior Years	09-156	20,102.00		20,102.00		20,514.90	
DDD Assessment Program	09-157	243,593.00		216,020.00		540,240.18	
Total Section C: State Assumption of Costs of County Social & Welfare Services &	xxxxxxx	xxxxxxxxxxxxxxx	xxx	xxxxxxxxxxxxxxx	xxx	xxxxxxxxxxxxxxx	xxx
 Psychiatric Facilities	09-199	43,406,471.00		43,642,380.00		43,926,424.52	

CURRENT FUND- ANTICIPATED REVENUES-(continued)

GENERAL REVENUES	FCOA	Anticipated		Realized in Cash	
		2016	2015	in 2015	
3. Miscellaneous Revenues - Section D:Special Items of General Revenue Anticipated With Prior Written Consent of the Director of Local Government Services - Public and Private Revenues Offset with Appropriations:					
Area Plan Grant	10-701	4,315,961.00	7,028,730.00	7,028,730.00	
Vision /Detention Alternatives	10-702	101,001.00	168,083.00	168,083.00	
IOLTA Fund Grant	10-703	16,280.00	16,280.00	16,280.00	
Sexual Assault Nurse Examiner (SART/SANE) (10/01/14-09/30/15)	10-704		68,325.00	68,325.00	
Bergen County College Shuttle (CMAQ2) (10/02/13-10/01/16)	10-705		482,678.00	482,678.00	
Victims of Crime Act Program Grant (VOCA) (07/01/15-06/30/16)	10-706		162,062.00	162,062.00	
Human Services Advisory Council (HSAC)	10-708	66,073.00	66,073.00	66,073.00	
County Comprehensive Alcohol Program	10-709	1,120,483.00	1,091,683.00	1,091,683.00	
Comprehensive Community Project (10/01/15-09/30/16)	10-711		75,000.00	75,000.00	
Shelter Support Program (02/01/15-06/30/16)	10-712		300,000.00	300,000.00	
Mental Health Board Administration (07/01/14 - 06/30/15)	10-718		12,000.00	12,000.00	
Subregional Transportation Planning Grant (07/01/15-06/30/16)	10-713		198,164.00	198,164.00	
Municipal Alliance Program (07/01/14-06/30/15)	10-714		757,888.00	757,888.00	
Municipal Alliance Program (07/01/15-06/30/16)	10-715		757,888.00	757,888.00	
US Marshal Regional Fugitive Task Force (10/01/14-09/30/15)	10-716	15,000.00	15,000.00	15,000.00	
Senior Citizen & Disabled Residents Transportation Program	10-717	1,404,961.00	1,368,789.60	1,368,789.60	
State Health Insurance Program (SHIP) (04/01/14-03/31/15)	10-719		5,000.00	5,000.00	

CURRENT FUND- ANTICIPATED REVENUES-(continued)

GENERAL REVENUES	FCOA	Anticipated				Realized in Cash in 2015	
		2016		2015			
3. Miscellaneous Revenues - Section D:Special Items of General Revenue Anticipated With Prior Written Consent of the Director of Local Government Services - Public and Private Revenues Offset with Appropriations (continued):							
Bergen County HIV/CTS Program	10-720	106,863.00		106,863.00		106,863.00	
Clean Communities Program	10-721			144,518.75		144,518.75	
Spring House for Women	10-723			61,185.00		61,185.00	
Veterans Transportation (07/01/13 - 06/30/14)	10-724					-	
Veterans Transportation (07/01/15 - 06/30/16)	10-725	26,000.00		26,000.00		26,000.00	
Sexual Assault Nurse Examiner (SART/SANE) (10/01/15-09/30/16)	10-726			80,406.00		80,406.00	
Respite Care Program	10-727	565,480.00		565,480.00		565,480.00	
Personal Assistance Service (PASP)	10-728	93,053.70		93,053.69		93,053.69	
Medicaid Peer Grouping	10-729	1,430,417.00		1,430,417.00		1,430,417.00	
Work First NJ Administration (07/01/15-06/30/16)	10-730			114,461.00		114,461.00	
New Freedom Operating Program Grant (07/01/14-06/30/15)	10-732			130,000.00		130,000.00	
Work First On the Job Training Program (10/27/14-05/11/15)	10-733			10,062.00		10,062.00	
Cancer Education & Early Detection Program (CEED) (07/01/15 - 06/30/16)	10-735			767,038.00		767,038.00	
Mental Health Board Administratort (06/16) (07/01/15-06/30/16)	10-734			12,000.00		12,000.00	
Hazard Mitigation Grant Program	10-736					-	
Triboro Shuttle Service (CMAQ1)	10-738					-	
Early Intervention Program (07/01/15-06/30/16)	10-739			1,397,250.00		1,397,250.00	
State Health Insurance Program (SHIP) (04/01/15-03/31/16)	10-740			31,000.00		31,000.00	
Case Management Program (07/01/12 - 06/30/13)	10-741					-	
Unified Child Care (09/16) (07/01/15-09/30/16)	10-743			2,111,327.00		2,111,327.00	
Case Management Program (01/01/13 - 06/30/14)	10-745					-	

CURRENT FUND- ANTICIPATED REVENUES-(continued)

GENERAL REVENUES	FCOA	Anticipated		Realized in Cash in 2015	
		2016	2015		
3. Miscellaneous Revenues - Section D:Special Items of General Revenue Anticipated With Prior Written Consent of the Director of Local Government Services - Public and Private Revenues Offset with Appropriations (continued):					
Unified Child Care (06/15) (10/04/14-06/30/15)	10-742		491,694.00	491,694.00	
Megan's Law Grant	10-744	11,818.00	11,763.00	11,763.00	
Personal Assistance Services (PASP) Hudson County	10-747	24,162.70	24,162.70	24,162.70	
Victims Assistance Grant (VAG) Program	10-748	90,177.00	55,000.00	55,000.00	
Aggressive Driving Program	10-749			-	
NJ's Comprehensive Cancer Control Plan (07/01/15-06/30/16)	10-750		130,800.00	130,800.00	
County Environmental Health Act Grant (CEHA) (07/01/14-06/30/15)	10-751		188,000.00	188,000.00	
Juvenile Detention Alternatives Initiative (JDAI) Innovation	10-752	68,668.59	50,441.07	50,441.07	
Sheriff IV D Reimbursement Grant	10-753	572,725.00		-	
Bergen County Right to Know Program (07/01/12 - 06/30/13)	10-754			-	
Bergen County Right to Know Program (07/01/15 - 06/30/16)	10-755		21,869.00	21,869.00	
Recreational Opportunities for Individuals with Disabilities Grant	10-757			-	
Senior Farmers Market Grant (06/01/15-09/30/15)	10-759		3,500.00	3,500.00	
State Criminal Alien Assistance Program (2015 SCAAP)	10-760		415,376.00	415,376.00	
Venture Program (09/01/14 - 08/31/15)	10-761		15,964.07	15,964.07	
HUD-Veteran's Supportive Housing (05/01/15-04/30/16)	10-762		88,415.00	88,415.00	
Work First New Jersey Administration DOL (07/01/15-06/30/16)	10-763		40,000.00	40,000.00	
Sandy Social Servies Block Grant (SSBG) 2015 (07/01/14-06/30/15)	10-737		35,000.00	35,000.00	
Special Child Health Case Management 2015 (07/01/15-06/30/16)	10-746		136,217.00	136,217.00	

CURRENT FUND- ANTICIPATED REVENUES-(continued)

GENERAL REVENUES	FCOA	Anticipated				Realized in Cash	
		2016		2015		in 2015	
3. Miscellaneous Revenues - Section D:Special Items of General Revenue Anticipated With Prior Written Consent of the Director of Local Government Services - Public and Private Revenues Offset with Appropriations (continued):							
Job Access & Reverse Commute (JARC)	10-765			150,000.00		150,000.00	
Venture Program (09/01/15 - 08/31/16)	10-764			648,402.87		648,402.87	
Job Access & Reverse Commute (JARC) (07/01/15-06/30/16)	10-767			150,000.00		150,000.00	
Mental Health Law Project	10-770	246,898.00		246,898.00		246,898.00	
Gang, Gun & Narcotics Task Force	10-772	72,236.00				-	
Bioterrorism Preparedness Program - LINCS Agencies Grant (07/01/15-06/30/16)	10-773			317,607.00		317,607.00	
New Freedom Mobility Management Program Grant (07/01/14-06/30/15)	10-774			25,000.00		25,000.00	
Stop Violence Against Women Grant (VAWA) (05/01/15-04/30/16)	10-775			29,244.00		29,244.00	
Juvenile Accountability Incentive Grant	10-776					-	
State/Community Partnership Program	10-777	830,965.00		830,965.00		830,965.00	
Children's Interagency Coordination Council (CIACC)	10-778	36,874.00		36,874.00		36,874.00	
HUD - Homeless Management Information System	10-779	82,893.00		82,893.00		82,893.00	
Domestic Violence Intervention Services	10-780	503,857.00		503,857.00		503,857.00	
Prosecutor Body Armor Replacement	10-781			11,043.92		11,043.92	
County Police Body Armor Replacement	10-782			8,344.67		8,344.67	
Local Arts Program	10-783	96,777.00		96,777.00		96,777.00	
Chronic Disease Self Management Program (10/01/14-08/31/15)	10-784			25,000.00		25,000.00	
County Environmental Health Act Grant (CEHA) (1/1/15-06/30/15)	10-785			41,700.00		41,700.00	

CURRENT FUND- ANTICIPATED REVENUES-(continued)

GENERAL REVENUES	FCOA	Anticipated		Realized in Cash in 2015
		2016	2015	
3. Miscellaneous Revenues - Section D:Special Items of General Revenue Anticipated With Prior Written Consent of the Director of Local Government Services - Public and Private Revenues Offset with Appropriations (continued):				
Prosecutor Body Armor Replacement (2015)	10-786		11,445.24	11,445.24
Subregional Support & Intern Grant	10-788			-
Subregional Support & Intern Grant (07/01/15-06/30/16)	10-789		15,000.00	15,000.00
Water Works Preservation Plan Grant	10-791			-
CD-Homeless Management Information System (07/01/14-06/30/15)	10-792	20,000.00	20,000.00	20,000.00
State Homeland Security Grant Program	10-793			-
Historical Commission Grant (0701/12-06/30/13)	10-794			-
Historical Commission Grant (0701/14-06/30/15)	10-795	22,885.00	22,885.00	22,885.00
TB Control in Bergen County (07/01/15-06/30/16)	10-798		290,472.00	290,472.00
Sheriff Body Armor Replacement (2015)	10-803		43,607.41	43,607.41
Sheriff Body Armor Replacement (01/01/15-12/31/15)	10-804		36,602.37	36,602.37
Drug Recognition Expert Grant	10-806			-
Basic Center Progam Grant (09/31/15-09/29/16)	10-790		163,811.00	163,811.00
Detention Facility Incentive Grant	10-793			-
Youth Complex Education Program (09/01/14-06/30/15)	10-796	150,000.00	125,000.00	125,000.00
NACCHO Developing Capacity to Deliver CDSM	10-797			-
HUD-Housing Counseling Program (10/01/15-03/31/16)	10-799		12,092.00	12,092.00
Conducted Energy Device (CED) Assistance Program (05/27/15-06/30/15)	10-800		60,000.00	60,000.00
Special Senate Primary Election Reimbursement	10-801			-
Sandy Homeowner and Renter Assistance Program (10/01/13-09/30/15)	10-805		1,000,000.00	1,000,000.00

CURRENT FUND- ANTICIPATED REVENUES-(continued)

GENERAL REVENUES	FCOA	Anticipated		Realized in Cash in 2015	
		2016	2015		
3. Miscellaneous Revenues - Section D:Special Items of General Revenue Anticipated With Prior Written Consent of the Director of Local Government Services - Public and Private Revenues Offset with Appropriations (continued):					
Subregional Technical Studies Program	10-802			-	
Community Health Disparity Prevention (07/01/14-06/30/15)	10-731		36,000.00	36,000.00	
Drunk Driving Enforcement Fund	10-710	8,465.32	9,744.49	9,744.49	
Medicare Special Benefits Outreach & Enrollment Assistance	10-722	40,000.00		-	
Emergency Management Agency Assistance (EMAA) (01/01/15 - 12/31/15)	10-766		115,000.00	115,000.00	
Sandy SSBG Medically Fragile Children 2015	10-756			-	
Homeless Program (06/16) (7/1/15 - 6/30/16)	10-758	229,000.00	831,026.00	831,026.00	
Kessler Foundation	10-769			-	
Bioterrorism Preparedness Program - LINCS Agencies Grant (7/1/14-6/30/15)	10-787			-	
Drug Recognition Expert Grant (10/1/15-9/30/16)	10-807		25,000.00	25,000.00	
FFY14 Urban Areas Security Initiative (UASI)	10-808	482,288.00		-	
FFY14 State Homeland Security Grant Program	10-809	348,570.06		-	
Historical Commission Pilot Program	10-810	3,500.00			

CURRENT FUND- ANTICIPATED REVENUES-(continued)

GENERAL REVENUES	FCOA	Anticipated				Realized in Cash	
		2016		2015		in 2015	
3. Miscellaneous Revenues - Section D:Special Items of General Revenue Anticipated With Prior Written Consent of the Director of Local Government Services - Public and Private Revenues Offset with Appropriations (continued):							
Total Section D: Special Items of General Revenue Anticipated with Prior Written Consent of Director of Local Government Services - Public & Private Revenues Offset with Appropriations	xxxxxxx 11-001	xxxxxxxxxxxxxxxxxx 13,204,332.37	xx	xxxxxxxxxxxxxxxxxx 27,385,198.85	xx	xxxxxxxxxxxxxxxxxx 27,385,198.85	xx

CURRENT FUND- ANTICIPATED REVENUES-(continued)

GENERAL REVENUES	FCOA	Anticipated				Realized in Cash in 2015	
		2016		2015			
3. Miscellaneous Revenue - Section E: Special Items of General Revenue Anticipated With Prior Written Consent of Director of Local Government services - Other Special Items:							
Added and Omitted Taxes	16-653	1,410,131.00		1,152,861.00		1,152,861.00	
Capital Surplus	17-600	3,800,000.00		3,750,000.00		3,750,000.00	
Justice Center Parking	08-310	132,500.00		180,000.00		132,500.00	
Motor Vehicle Surplus - Trust Fund	17-240	1,800,000.00		2,200,000.00		2,200,000.00	
Bergen County Improvement Authority	08-135	1,307,000.00		1,500,000.00		2,660,244.00	
Shared Services Pension Agreement	17-920	372,893.00		372,893.00		381,147.32	
INS Inmates	08-270	4,136,548.00		6,600,000.00		4,180,630.00	
Public Health Priority Funding	08-120	3,062,000.00		2,723,000.00		3,062,285.70	
Shared Services - 911 Agreements - Demarest	08-252	62,424.00		60,000.00		62,424.00	
Register of Deeds - P.L. 2001 C370	08-120	2,660,000.00		2,100,000.00		2,660,092.50	
Surrogate - P.L. 2001 C370	08-160	547,000.00		580,000.00		547,736.36	
Sheriff - P.L. 2001 C370	08-270	190,000.00		190,000.00		190,000.00	
Shared Services Police Services BCC	08-240	309,337.00		297,044.00		309,337.00	
Medicare Part D Reimbursement	16-220	842,000.00		790,000.00		842,776.86	
Interlocal - 911 Agreement - Ridgefield	08-253	204,000.00		200,000.00		204,000.00	
Housing Authority Lease	08-310	185,820.00		186,000.00		185,820.00	

CURRENT FUND- ANTICIPATED REVENUES-(continued)

GENERAL REVENUES	FCOA	Anticipated				Realized in Cash in 2015	
		2016		2015			
3. Miscellaneous Revenue - Section E: Special Items of General Revenue Anticipated With Prior Written Consent of Director of Local Government services - Other Special Items (continued):	xxxxxxx	xxxxxxxxxxxxxxxxxxx	xxx	xxxxxxxxxxxxxxxxxxx	xxx	xxxxxxxxxxxxxxxxxxx	xxx
Interlocal - 911 Agreement - Lodi	08-252	251,000.00		225,000.00		251,000.00	
Interlocal - 911 Agreement - Leonia	08-252	116,249.00		154,998.00		154,998.00	
Shared Services Police - Teterboro	08-252			100,000.00		100,000.00	
Interlocal - 911 Agreement - Wyckoff	08-252	180,000.00		180,000.00		180,000.00	
Interlocal - 911 Agreement - Midland Park	08-252	135,000.00		135,000.00		135,000.00	
Due from Grant Fund	08-500			1,942,261.00		1,942,261.00	
Due from Capital Interfund	08-500			1,626,845.00		1,626,845.00	
Reserve for Payment of Interest and Principal	08-920	771,966.00					
Total Section E: Special Items of General Revenue Anticipated With Prior Written Consent of Director of Local Government services - Other Special Items	08-003	22,475,868.00		27,245,902.00		26,911,958.74	

CURRENT FUND- ANTICIPATED REVENUES-(continued)

GENERAL REVENUES	FCOA	Anticipated				Realized in Cash	
		2016		2015		in 2015	
Summary of Revenues							
1. Surplus Anticipated (Sheet 4, #1)	08-401	18,350,000.00		18,350,000.00		18,350,000.00	
2. Surplus Anticipated with Prior Written Consent of Director of Local Government Services(Sheet 4, #2)	08-402	-		-		-	
3. Miscellaneous Revenues	xxxxxxx	xxxxxxxxxxxxxxxxxxxx	xxxx	xxxxxxxxxxxxxxxxxxxx	xxxx	xxxxxxxxxxxxxxxxxxxx	xx
Total Section A: Local Revenues	08-001	37,341,780.00		36,258,204.00		38,034,604.52	
Total Section B: State Aid	09-001	2,385,523.00		2,385,523.00		2,427,226.46	
Total Section C: State Assumption of Costs of County Social & Welfare Services & Psychiatric Facilities	09-199	43,406,471.00		43,642,380.00		43,926,424.52	
Total Section D: Special Items of General Revenue Anticipated with Prior Written Consent of Director of Local Government Services: Public & Private Revenues Offset with Appropriations	11-001	13,204,332.37		27,385,198.85		27,385,198.85	
Total Section E: Special Items of General Revenue Anticipated with Prior Written Consent of Director of Local Government Services: Other Special Items	08-003	22,475,868.00		27,245,902.00		26,911,958.74	
Total Miscellaneous Revenue	13-099	118,813,974.37		136,917,207.85		138,685,413.09	
4. Receipts from Delinquent Taxes							
5. Subtotal General Revenues (Items 1,2,3 and 4)	13-199	137,163,974.37		155,267,207.85		157,035,413.09	
6. Amount to be Raised by Taxation - County Purpose Tax	07-199	405,044,406.00		386,966,708.00		386,966,708.00	
	13-299	542,208,380.37		542,233,915.85		544,002,121.09	

8. GENERAL APPROPRIATIONS (A) Operations	FCOA	Appropriated				Expended 2015	
		for 2016	for 2015	for 2015 By Emergency Appropriation	Total for 2015 As Modified By All Transfers	Paid or Charged	Reserved
LEGISLATIVE BRANCH							
Board of Chosen Freeholders:							
Salaries and Wages	20-110-100-1	199,184.00	199,184.00		195,184.00	195,184.00	-
Clerk to the Board:							
Salaries and Wages	20-110-105-1	776,046.00	801,680.00		781,680.00	760,958.98	20,721.02
Other Expenses	20-110-105-2	378,500.00	391,750.00		391,750.00	348,551.89	43,198.11
TOTAL LEGISLATIVE BRANCH	21-499	1,353,730.00	1,392,614.00		1,368,614.00	1,304,694.87	63,919.13
EXECUTIVE BRANCH							
County Executive:							
Salaries and Wages	20-100-100-1	1,017,038.00	980,828.00		1,045,428.00	1,044,532.40	895.60
Other Expenses	20-100-100-2	38,998.00	38,998.00		38,998.00	37,877.23	1,120.77
Department of Administration and Finance:							
Division of Treasury:							
Salaries and Wages	20-130-100-1	1,292,000.00	1,265,753.00		1,265,753.00	1,232,779.01	32,973.99
Other Expenses	20-130-100-2	37,000.00	37,084.00		37,084.00	34,429.21	2,654.79

CURRENT FUND - APPROPRIATIONS

8. GENERAL APPROPRIATIONS (A) Operations	FCOA	Appropriated				Expended 2015	
		for 2016	for 2015	for 2015 By Emergency Appropriation	Total for 2015 As Modified By All Transfers	Paid or Charged	Reserved
EXECUTIVE BRANCH (continued)							
Dept. of Administration and Finance (continued):							
Division of Fiscal Operations:							
Salaries and Wages	20-130-105-1	285,000.00	275,092.00		275,092.00	273,034.72	2,057.28
Other Expenses	20-130-105-2	2,440,600.00	2,268,780.00		2,543,780.00	2,338,349.71	205,430.29
Division of Personnel:							
Salaries and Wages	20-130-110-1	713,126.00	787,367.00		804,367.00	804,367.00	-
Other Expenses	20-130-110-2	24,650.00	27,900.00		27,900.00	21,980.54	5,919.46
Division of Purchasing:							
Salaries and Wages	20-130-115-1	615,000.00	626,803.00		546,803.00	539,142.76	7,660.24
Other Expenses	20-130-115-2	17,825.00	18,653.00		18,653.00	18,235.67	417.33
Division of Information Technology:							
Salaries and Wages	20-130-120-1	1,326,337.00	1,346,287.00		1,256,287.00	1,234,861.95	21,425.05
Other Expenses	20-130-120-2	704,196.00	620,385.00		620,385.00	577,731.60	42,653.40
Division of Public Information:							
Salaries and Wages	20-130-130-1	214,200.00	75,000.00		75,000.00	72,691.92	2,308.08
Other Expenses	20-130-130-2						
Division of Risk Management:							
Salaries and Wages	23-215-100-1	59,244.00					

CURRENT FUND - APPROPRIATIONS

8. GENERAL APPROPRIATIONS (A) Operations	FCOA	Appropriated				Expended 2015	
		for 2016	for 2015	for 2015 By Emergency Appropriation	Total for 2015 As Modified By All Transfers	Paid or Charged	Reserved
EXECUTIVE BRANCH (continued)							
Department of Administration and Finance (continued):							
Division of Risk Management:							
Other Expenses	23-210-100-2	3,507,872.00	4,473,272.00		4,453,272.00	3,279,250.76	1,174,021.24
Health Benefits, Prescription and Dental Benefits	23-220-100-2	75,180,000.00	70,197,115.00		71,347,115.00	71,272,941.64	74,173.36
Workmen's Compensation	23-215-100-2	3,537,723.00	3,817,722.00		3,817,722.00	3,792,040.41	25,681.59
Economic Development:							
Salaries and Wages	20-130-140-1	286,525.00					
Other Expenses	20-130-140-2	25,000.00					
Open Space:							
Salaries and Wages	20-130135-1	-					
Central Municipal Court:							
Salaries and Wages	20-130-125-1	894,710.00	886,170.00		876,170.00	873,532.83	2,637.17
Other Expenses	20-130-125-2	32,168.00	32,795.00		32,795.00	25,445.21	7,349.79
Salary Adjustment:							
Salaries and Wages	20-132-140-1	500,000.00	600,000.00		205,000.00	22,441.68	182,558.32
Terminal Pay:							
Salaries and Wages	20-131-140-1	1,700,000.00	1,500,000.00		1,620,000.00	1,616,218.61	3,781.39
Matching Funds for Grants:							
Other Expenses	20-133-140-2	105,000.00	75,000.00		75,000.00	-	*
B.C.I.A.:							
Other Expenses	20-135-140-2	200,000.00	195,000.00		195,000.00	194,426.00	574.00

CURRENT FUND - APPROPRIATIONS

8. GENERAL APPROPRIATIONS (A) Operations	FCOA	Appropriated				Expended 2015	
		for 2016	for 2015	for 2015 By Emergency Appropriation	Total for 2015 As Modified By All Transfers	Paid or Charged	Reserved
EXECUTIVE BRANCH (continued)							
Reimburse Out of County 2 Year Colleges: NJS18A: 64A-23 (C: 179 PL 1968)							
Other Expenses	20-134-140-2	110,000.00	120,000.00		120,000.00	74,221.65	45,778.35
Department Total	20-199-399	93,808,176.00	89,246,178.00		90,213,178.00	88,298,122.88	1,840,055.12
Department of Health:							
Division of Public Health:							
Salaries and Wages	27-330-100-1	1,367,771.00	1,780,539.00		1,420,539.00	1,352,051.82	68,487.18
Other Expenses	27-330-100-2	559,615.00	555,615.00		570,615.00	502,364.84	68,250.16
Bergen County Health Care Center:							
Salaries and Wages	27-330-105-1	6,347,538.00	6,540,939.00		6,565,939.00	6,521,894.85	44,044.15
Other Expenses	27-330-105-2	3,029,853.00	2,952,228.00		3,077,228.00	2,900,951.39	176,276.61
Intoxicated Driver Resource Center:							
Salaries and Wages	27-330-107-1	-					-
Other Expenses	27-330-107-2	-					-
Division of Mental Health:							
Salaries and Wages	27-330-110-1	210,090.00	170,008.00		200,008.00	190,013.14	9,994.86
Other Expenses	27-330-110-2	4,540.00	3,078.00		3,078.00	1,928.58	1,149.42
Aid to Mental Health:							
Other Expenses	27-330-115-2	1,467,200.00	1,437,109.00		1,437,109.00	1,402,250.07	34,858.93

CURRENT FUND - APPROPRIATIONS

8. GENERAL APPROPRIATIONS (A) Operations	FCOA	Appropriated				Expended 2015	
		for 2016	for 2015	for 2015 By Emergency Appropriation	Total for 2015 As Modified By All Transfers	Paid or Charged	Reserved
EXECUTIVE BRANCH (continued)							
Department of Health (continued):							
Public Health Priority Fund:							
Salaries and Wages	27-330-120-1	744,938.00	653,640.00		653,640.00	653,640.00	-
Other Expenses	27-330-120-2	52,000.00	36,000.00		52,000.00	51,118.12	881.88
Shared Services Health Agreements:							
Salaries and Wages	27-330-135-1	1,592,933.00	1,259,146.00		1,259,146.00	1,259,146.00	-
Other Expenses	27-330-135-2	10,000.00	10,000.00		10,000.00	9,973.47	26.53
Division of Animal Center:							
Salaries and Wages	27-330-140-1	1,402,655.00	1,485,014.00		1,485,014.00	1,377,324.97	107,689.03
Other Expenses	27-330-140-2	528,515.00	503,323.00		545,823.00	484,443.61	61,379.39
Department Total	27-330-399	17,317,648.00	17,386,639.00		17,280,139.00	16,707,100.86	573,038.14
Department of Human Services:							
Division of Family Guidance:							
Salaries and Wages	27-340-105-1	4,144,749.00	4,048,758.00		4,013,758.00	3,984,027.34	29,730.66
Other Expenses	27-340-105-2	359,870.00	421,516.00		421,516.00	332,321.47	89,194.53

CURRENT FUND - APPROPRIATIONS

8. GENERAL APPROPRIATIONS (A) Operations	FCOA	Appropriated				Expended 2015	
		for 2016	for 2015	for 2015 By Emergency Appropriation	Total for 2015 As Modified By All Transfers	Paid or Charged	Reserved
EXECUTIVE BRANCH (continued)							
Department of Human Services (continued):							
Division of Community Services:							
Salaries and Wages	27-340-110-1	1,910,858.00	1,933,344.00		1,968,344.00	1,884,172.12	84,171.88
Other Expenses	27-340-110-2	3,234,184.00	3,239,664.00		3,240,664.00	3,066,649.57	174,014.43
Division of Senior Services							
Salaries of Wages	27-340-150-1	702,429.00	690,074.00		660,074.00	412,480.96	247,593.04
Other Expenses	27-340-150-2	1,205,068.00	1,150,997.00		1,155,997.00	1,081,280.95	74,716.05
Juvenile Detention Center:							
Salaries and Wages	27-340-106-1	1,585,590.00	1,590,507.00		1,520,507.00	1,498,446.71	22,060.29
Other Expenses		-					-
Division of Youth and Family Services:							
Other Expenses	27-340-160-2	3,297,620.00	3,076,747.00		3,076,747.00	3,076,747.00	-
Department Total	27-340-399	16,440,368.00	16,151,607.00		16,057,607.00	15,336,126.12	721,480.88

CURRENT FUND - APPROPRIATIONS

8. GENERAL APPROPRIATIONS (A) Operations	FCOA	Appropriated				Expended 2015	
		for 2016	for 2015	for 2015 By Emergency Appropriation	Total for 2015 As Modified By All Transfers	Paid or Charged	Reserved
EXECUTIVE BRANCH (continued)							
Department of Law:							
Salaries and Wages	20-155-100-1	1,817,548.00	1,779,577.00		1,768,577.00	1,745,479.40	23,097.60
Other Expenses	20-155-100-2	69,600.00	43,100.00		54,600.00	49,508.67	5,091.33
Mental Patients in State Institutes:							
DMH&H Costs - State Share - Prior Year Business	20-155-110-2	1,541.00	20,102.00		20,102.00	20,102.00	-
DMH&H Costs - County Share - Prior Year Balances	20-155-110-2	2,201.00	8,615.00		8,615.00	8,615.00	-
Other Expenses - County Share	20-155-110-2	315,000.00	315,000.00		315,000.00	227,042.64	87,957.36
Mentally Retarded - DDD Costs - State Share	20-155-110-2	32,211,841.00	30,946,523.00		30,946,523.00	30,946,523.00	-
Mentally Retarded - DDD Costs - County Share	20-155-110-2	652,766.00	624,979.00		624,979.00	-	624,979.00
Mental Diseases - DMH&H Costs - State Share	20-155-110-2	5,356,537.00	7,588,178.00		7,588,178.00	7,588,178.00	-
Mental Diseases - DMH&H Costs - County Share	20-155-110-2	2,295,659.00	3,138,763.00		3,138,763.00	3,138,763.00	-
Department Total	20-155-399	42,722,693.00	44,464,837.00		44,465,337.00	43,724,211.71	741,125.29
			-		-	-	-
			-		-	-	-

CURRENT FUND - APPROPRIATIONS

8. GENERAL APPROPRIATIONS (A) Operations	FCOA	Appropriated				Expended 2015	
		for 2016	for 2015	for 2015 By Emergency Appropriation	Total for 2015 As Modified By All Transfers	Paid or Charged	Reserved
EXECUTIVE BRANCH (continued)							
Department of Public Safety:							
Division of Safety and Security							
Salaries and Wages	25-240-101-1	1,689,710.00	1,527,065.00		1,702,065.00	1,694,153.38	7,911.62
Other Expenses	25-240-101-2	5,000.00					
Division of Weights and Measures & Consumer Affairs:							
Salaries and Wages	25-240-105-1	573,135.00	366,768.00		434,768.00	417,718.66	17,049.34
Other Expenses	25-240-105-2	103,469.00	3,349.00		3,349.00	2,118.94	1,230.06
Division of the Medical Examiner:							
Salaries and Wages	25-240-110-1	633,210.00	599,956.00		634,956.00	634,956.00	-
Other Expenses	25-240-110-2	347,650.00	355,236.00		355,236.00	339,791.76	15,444.24
Division of Emergency Management:							
Salaries and Wages	25-252-100-1	558,265.00	272,606.00		162,606.00	154,437.31	8,168.69
Other Expenses	25-252-100-2	124,620.00	122,300.00		122,300.00	101,043.70	21,256.30
Division of Public Safety Oper 911-Dispatch							
Salaries and Wages	25-252-105-1	2,703,959.00	2,689,032.00		2,824,032.00	2,811,801.53	12,230.47
Other Expenses	25-252-105-2	1,658,800.00	1,808,500.00		1,578,500.00	1,471,102.80	107,397.20
Division of Law and Public Safety:							
Salaries and Wages	25-240-120-1	1,664,149.00	1,610,480.00		1,338,480.00	1,331,899.91	6,580.09
Other Expenses	25-240-120-2	470,679.00	427,205.00		445,205.00	422,196.83	23,008.17
Department Total	25-240-399	10,532,646.00	9,782,497.00		9,601,497.00	9,381,220.82	220,276.18

CURRENT FUND - APPROPRIATIONS

8. GENERAL APPROPRIATIONS (A) Operations	FCOA	Appropriated				Expended 2015	
		for 2016	for 2015	for 2015 By Emergency Appropriation	Total for 2015 As Modified By All Transfers	Paid or Charged	Reserved
EXECUTIVE BRANCH (continued)							
Department of Public Works:							
Division of General Services & Mail Room:							
Salaries and Wages	26-310-100-1	3,760,564.00	3,288,682.00		3,594,832.00	3,593,615.41	1,216.59
Other Expenses	26-310-100-2	8,283,540.00	7,950,965.00		8,050,965.00	7,583,749.20	467,215.80
Division of Mechanical Services							
Salaries and Wages	26-310-120-1	995,354.00	785,050.00		1,000,050.00	950,814.34	49,235.66
Other Expenses	26-310-120-2	2,249,000.00	2,095,686.00		1,975,686.00	1,727,973.35	247,712.65
Division of Administration:							
Salaries and Wages	26-290-100-1	439,498.00	634,604.00		584,604.00	452,648.44	131,955.56
Other Expenses	26-290-100-2	2,525.00	2,525.00		2,525.00	1,628.98	896.02
Division of Shared Services:							
Salaries and Wages	26-291-100-1	66,235.00					
Division of Operations:							
Salaries and Wages	26-292-100-1	542,542.00	423,754.00		428,754.00	425,074.04	3,679.96
Other Expenses	26-292-100-2	835,500.00	3,778,620.00		4,128,620.00	3,576,893.44	551,726.56
			-		-	-	-
			-		-	-	-
Division of Community Transportation							
Salaries and Wages	26-315-100-1	1,203,571.00	1,059,662.00		959,662.00	531,607.76	428,054.24
Other Expenses	26-315-100-2	60,000.00	14,400.00		14,400.00	13,858.06	541.94

CURRENT FUND - APPROPRIATIONS

8. GENERAL APPROPRIATIONS (A) Operations	FCOA	Appropriated				Expended 2015	
		for 2016	for 2015	for 2015 By Emergency Appropriation	Total for 2015 As Modified By All Transfers	Paid or Charged	Reserved
EXECUTIVE BRANCH (continued)							
Department of Public Works (continued):							
Division of Mosquito Control:							
Salaries and Wages	26-320-105-1	937,724.00	1,062,077.00		987,077.00	964,532.18	22,544.82
Other Expenses	26-320-105-2	145,530.00	151,020.00		266,020.00	138,940.24	127,079.76
Department Total	26-400-399	19,521,583.00	21,247,045.00		21,993,195.00	19,961,335.44	2,031,859.56
Department of Parks:							
Division of Cultural and Historic Affairs:							
Salaries and Wages	28-370-100-1	181,586.00	236,726.00		285,726.00	273,241.82	12,484.18
Other Expenses	28-370-100-2	33,075.00	32,376.00		32,376.00	28,188.77	4,187.23
Division of Parks and Recreation:							
Salaries and Wages	28-375-100-1	4,832,524.00	4,937,577.00		4,577,577.00	4,548,735.60	28,841.40
Other Expenses	28-375-100-2	2,647,131.00	2,113,035.00		2,655,385.00	2,474,180.46	181,204.54
Division of Golf Courses							
Salaries and Wages	28-377-100-1	2,878,212.00	2,286,632.00		2,675,632.00	2,649,612.05	26,019.95
Other Expenses	28-377-100-2	1,062,989.00	875,130.00		1,025,130.00	947,475.04	77,654.96
Department Total	28-400-399	11,635,517.00	10,481,476.00		11,251,826.00	10,921,433.74	330,392.26

CURRENT FUND - APPROPRIATIONS

8. GENERAL APPROPRIATIONS (A) Operations	FCOA	Appropriated				Expended 2015	
		for 2016	for 2015	for 2015 By Emergency Appropriation	Total for 2015 As Modified By All Transfers	Paid or Charged	Reserved
EXECUTIVE BRANCH (continued)							
Department of Planning and Engineering							
Division of Construction Board of Appeals:							
Other Expenses	20-180-105-2	375.00	375.00		375.00	349.88	25.12
Division of Planning							
Salaries and Wages	20-180-110-1	1,358,609.00	1,607,757.00		1,487,757.00	1,480,768.84	6,988.16
Other Expenses	20-180-110-2	44,381.00	50,750.00		50,750.00	48,818.43	1,931.57
Division of Engineering							
Salaries and Wages	20-180-120-1	1,161,945.00	1,166,968.00		1,121,968.00	1,115,541.04	6,426.96
Other Expenses	20-180-120-2	62,860.00	52,700.00		52,700.00	49,858.24	2,841.76
Division of Transportation Planning:							
Other Expenses	20-180-115-2	29,000.00	29,000.00		-		-
Department Total	26-180-399	2,657,170.00	2,907,550.00		2,713,550.00	2,695,336.43	18,213.57
TOTAL EXECUTIVE BRANCH	28-499	215,691,837.00	212,687,655.00		214,660,755.00	208,107,297.63	6,478,457.37

CURRENT FUND - APPROPRIATIONS

8. GENERAL APPROPRIATIONS (A) Operations	FCOA	Appropriated				Expended 2015	
		for 2016	for 2015	for 2015 By Emergency Appropriation	Total for 2015 As Modified By All Transfers	Paid or Charged	Reserved
EDUCATIONAL AGENCIES							
Superintendent of Schools:							
Salaries and Wages	29-392-100-1	414,024.00	397,048.00		395,048.00	375,027.27	20,020.73
Other Expenses	29-392-100-2	23,255.00	17,677.00		20,677.00	19,862.45	814.55
Vocational Schools:							
Other Expenses	29-393-100-2	29,788,657.00	29,773,899.00		29,773,899.00	28,895,166.50	878,732.50
Bergen County Community College							
Other Expenses	29-395-100-2	19,900,000.00	19,690,119.00		19,690,119.00	19,661,680.00	28,439.00
Special Services School:							
Other Expenses	29-394-100-2	9,222,239.00	8,744,940.00		8,744,940.00	8,472,567.50	272,372.50
TOTAL EDUCATIONAL AGENCIES	29-499	59,348,175.00	58,623,683.00		58,624,683.00	57,424,303.72	1,200,379.28
CONSTITUTIONAL OFFICERS							
County Surrogate:							
Salaries and Wages	20-160-100-1	1,654,702.00	1,645,957.00		1,610,957.00	1,601,973.37	8,983.63
Other Expenses	20-160-100-2	71,285.00	61,300.00		61,300.00	58,657.17	2,642.83

CURRENT FUND - APPROPRIATIONS

8. GENERAL APPROPRIATIONS (A) Operations	FCOA	Appropriated				Expended 2015	
		for 2016	for 2015	for 2015 By Emergency Appropriation	Total for 2015 As Modified By All Transfers	Paid or Charged	Reserved
CONSTITUTIONAL OFFICERS (continued)							
County Clerk:							
Salaries and Wages	20-120-100-1	2,565,304.00	2,525,764.00		2,505,764.00	2,499,071.61	6,692.39
Other Expenses	20-120-100-2	2,167,400.00	2,180,900.00		2,180,900.00	1,895,861.70	285,038.30
County Prosecutor:							
Salaries and Wages	25-275-100-1	28,378,231.00	28,163,801.00		27,263,801.00	26,930,077.19	333,723.81
Other Expenses	25-275-100-2	1,446,000.00	1,413,100.00		1,438,100.00	1,416,565.02	21,534.98
Sheriff:							
Salaries and Wages	25-270-100-1	15,093,233.00	14,759,764.00		14,194,764.00	14,152,534.77	42,229.23
Other Expenses	25-270-100-2	560,167.00	559,235.00		559,235.00	556,836.97	2,398.03
Bureau of Identification (Sheriff):							
Salaries and Wages	25-270-105-1	5,144,188.00	5,032,012.00		5,119,012.00	5,112,705.21	6,306.79
Other Expenses	25-270-105-2	152,200.00	129,800.00		130,800.00	125,205.49	5,594.51
County Jail (Sheriff):							
Salaries and Wages	25-270-280-1	37,702,515.00	36,786,716.00		35,736,716.00	35,572,717.47	163,998.53
Other Expenses	25-270-280-2	6,177,232.00	5,966,669.00		6,266,669.00	5,902,392.08	364,276.92

CURRENT FUND - APPROPRIATIONS

8. GENERAL APPROPRIATIONS (A) Operations	FCOA	Appropriated				Expended 2015	
		for 2016	for 2015	for 2015 By Emergency Appropriation	Total for 2015 As Modified By All Transfers	Paid or Charged	Reserved
CONSTITUTIONAL OFFICERS (continued)							
Bureau of Police Services							
Salaries and Wages	25-270-300-1	11,654,298.00	11,974,110.00		12,799,110.00	12,770,613.52	28,496.48
Other Expenses	25-270-300-2	244,500.00	244,500.00		234,500.00	194,554.81	39,945.19
TOTAL CONSTITUTIONAL OFFICERS	30-499	113,011,255.00	111,443,628.00		110,101,628.00	108,789,766.38	1,311,861.62
OTHER BOARDS AND AGENCIES							
Board of Social Services (Welfare):							
Administration - County Share	27-345-100-172	7,337,321.00	9,370,545.00		9,370,545.00	9,370,544.00	1.00
Temporary Assistance to Needy Families - County Share	27-345-100-173	321,493.00	435,268.00		435,268.00	295,000.00	140,268.00
Supplemental Security Income - State Share	27-345-100-174	1,471,295.00	1,541,508.00		1,541,508.00	1,540,000.00	1,508.00
Board of Taxation:							
Salaries and Wages	20-150-100-1	490,300.00	475,535.00		475,535.00	392,593.73	82,941.27
Other Expenses	20-150-100-2	-	-		-	-	-
Board of Elections:							
Salaries and Wages	20-121-100-1	433,711.00	420,369.00		392,369.00	389,366.93	3,002.07
Other Expenses	20-121-100-2	1,020,169.00	832,220.00		766,720.00	660,776.93	105,943.07

CURRENT FUND - APPROPRIATIONS

8. GENERAL APPROPRIATIONS (A) Operations	FCOA	Appropriated				Expended 2015	
		for 2016	for 2015	for 2015 By Emergency Appropriation	Total for 2015 As Modified By All Transfers	Paid or Charged	Reserved
OTHER BOARD AND AGENCIES (continued)							
Superintendent of Elections:							
Salaries and Wages	20-121-105-1	652,644.00	617,326.00		617,326.00	616,199.56	1,126.44
Other Expenses	20-121-105-2	362,750.00	300,600.00		300,600.00	293,664.43	6,935.57
Commissioner of Registration:							
Salaries and Wages	20-121-110-1	1,214,535.00	1,126,451.00		1,016,451.00	1,013,161.91	3,289.09
Other Expenses	20-121-110-2	176,000.00	149,010.00		149,010.00	141,301.81	7,708.19
TOTAL OTHER BOARD AND AGENCIES	31-499	13,480,218.00	15,268,832.00		15,065,332.00	14,712,609.30	352,722.70

CURRENT FUND - APPROPRIATIONS

8. GENERAL APPROPRIATIONS (A) Operations	FCOA	Appropriated				Expended 2015	
		for 2016	for 2015	for 2015 By Emergency Appropriation	Total for 2015 As Modified By All Transfers	Paid or Charged	Reserved
Public and Private Programs Offset by Revenues	XXXXXXXXXXXX	XXXXXXXXXXXX	XXXXXXXXXXXX	XXXXXXXXXXXX	XXXXXXXXXXXX	XXXXXXXXXXXX	XXXXXXXXXXXX
Area Plan Grant	41-701	4,315,961.00	7,028,730.00		7,028,730.00	7,028,730.00	
Vision /Detention Alternatives	41-702	101,001.00	168,083.00		168,083.00	168,083.00	
IOLTA Fund Grant	41-703	16,280.00	16,280.00		16,280.00	16,280.00	
Sexual Assault Nurse Examiner (SART/SANE) (10/01/14-09/30/15)	41-704		68,325.00		68,325.00	68,325.00	
Bergen County College Shuttle (CMAQ2) (10/02/13-10/01/16)	41-705		482,678.00		482,678.00	482,678.00	
Victims of Crime Act Program Grant (VOCA) (07/01/15-06/30/16)	41-706		162,062.00		162,062.00	162,062.00	
Urban Areas Security Initiative (UASI)	41-707				-	-	
Human Services Advisory Council (HSAC)	41-708	66,073.00	66,073.00		66,073.00	66,073.00	
County Comprehensive Alcohol Program	41-709	1,120,483.00	1,091,683.00		1,091,683.00	1,091,683.00	
Comprehensive Community Project (10/01/15-09/30/16)	41-711		75,000.00		75,000.00	75,000.00	
Shelter Support Program (02/01/15-06/30/16)	41-712		330,000.00		330,000.00	330,000.00	
Mental Health Board Administration (07/01/14 - 06/30/15)	41-718		12,000.00		12,000.00	12,000.00	
Subregional Transportation Planning Grant (07/01/15-06/30/16)	41-713		198,164.00		198,164.00	198,164.00	
Municipal Alliance Program (07/01/14-06/30/15)	41-714		757,888.00		757,888.00	757,888.00	
Municipal Alliance Program (07/01/15-06/30/16)	41-715		757,888.00		757,888.00	757,888.00	
US Marshal Regional Fugitive Task Force (10/01/14-09/30/15)	41-716	15,000.00	15,000.00		15,000.00	15,000.00	
Senior Citizen & Disabled Transportation Program	41-717	1,404,961.00	1,368,789.60		1,368,789.60	1,368,789.60	
State Health Insurance Program (SHIP) (04/01/14-03/30/15)	41-719		5,000.00		5,000.00	5,000.00	

CURRENT FUND - APPROPRIATIONS

8. GENERAL APPROPRIATIONS (A) Operations	FCOA	Appropriated				Expended 2015	
		for 2016	for 2015	for 2015 By Emergency Appropriation	Total for 2015 As Modified By All Transfers	Paid or Charged	Reserved
Public and Private Programs Offset by Revenues	XXXXXXXXXXXX	X X X X X X X X X	XXXXXXXXXXXXXXXXXXXX	XXXXXXXXXXXXXXXXXXXX	XXXXXXXXXXXXXXXXXXXX	XXXXXXXXXXXXXXXXXXXX	XXXXXXXXXXXXXXXXXXXX
Bergen County HIV/CTS Program	41-720	106,863.00	106,863.00		106,863.00	106,863.00	
Clean Communities Program (01/01/15-06/30/16)	41-721		144,518.75		144,518.75	144,518.75	
Spring House for Women	41-723		61,185.00		61,185.00	61,185.00	
Veterans Transportation (07/01/13 - 06/30/14)	41-724				-	-	
Veterans Transportation (07/01/15 - 06/30/16)	41-725	26,000.00	26,000.00		26,000.00	26,000.00	
Sexual Assault Nurse Examiner (SART/SANE) (10/01/15-09/30/16)	41-726		80,406.00		80,406.00	80,406.00	
Respite Care Program	41-727	565,480.00	565,480.00		565,480.00	565,480.00	
Personal Assistance Service (PASP)	41-728	93,053.70	93,053.69		93,053.69	93,053.69	
Medicaid Peer Grouping	41-729	1,430,417.00	1,430,417.00		1,430,417.00	1,430,417.00	
Work First NJ Administration (07/01/15-06/30/16)	41-730		114,461.00		114,461.00	114,461.00	
New Freedom Operating Program Grant (07/01/14-06/30/15)	41-732		130,000.00		130,000.00	130,000.00	
Work First On the Job Training Program (10/27/14-05/11/15)	41-733		10,062.00		10,062.00	10,062.00	
Cancer Education & Early Detection Program (CEED) (07/01/15-06/30/16)	41-735		767,038.00		767,038.00	767,038.00	
Mental Health Board Administrator (06/16) (07/01/15-06/30/16)	41-734		12,000.00		12,000.00	12,000.00	
Hazard Mitigation Grant	41-736				-	-	
Sandy Social Services Block Grant (SSBG) (2015) (07/01/14-06/30/15)	41-737		35,000.00		35,000.00	35,000.00	
Triboro Shuttle Service (CMAQ1)	41-738				-	-	
Early Intervention Program (07/01/15-06/30/16)	41-739		1,397,250.00		1,397,250.00	1,397,250.00	
State Health Insurance Program (SHIP) (04/01/15-03/30/16)	41-740		31,000.00		31,000.00	31,000.00	
Case Management Program (07/01/12 - 06/30/13)	41-741				-	-	
Case Management Program (07/01/15 - 09/30/16)	41-743		2,111,327.00		2,111,327.00	2,111,327.00	
Case Management Program (01/01/13 - 06/30/14)	41-745				-	-	

CURRENT FUND - APPROPRIATIONS

8. GENERAL APPROPRIATIONS (A) Operations	FCOA	Appropriated				Expended 2015	
		for 2016	for 2015	for 2015 By Emergency Appropriation	Total for 2015 As Modified By All Transfers	Paid or Charged	Reserved
Public and Private Programs Offset by Revenues	XXXXXXXXXXXX	XXXXXXXXXXXXXXXXXXXX	XXXXXXXXXXXXXXXXXXXX	XXXXXXXXXXXXXXXXXXXX	XXXXXXXXXXXXXXXXXXXX	XXXXXXXXXXXXXXXXXXXX	XXXXXXXXXXXXXXXXXXXX
Unified Child Care	41-742		491,694.00		491,694.00	491,694.00	
Megan's Law Grant (01/15/15-01/14/16)	41-744	11,818.00	11,763.00		11,763.00	11,763.00	
Special Child Health Care Management (07/01/15-06/30/16)	41-746		136,217.00		136,217.00	136,217.00	
Personal Assistance Services (PASP) Hudson County	41-747	24,162.70	24,162.70		24,162.70	24,162.70	
Victims Assistance Grant (VAG)	41-748	90,177.00	55,000.00		55,000.00	55,000.00	
Aggressive Driving Program (10/1/13-09/30/14)	41-749				-	-	
NJ's Comprehensive Cancer Control Plan (07/01/15-06/30/16)	41-750		130,800.00		130,800.00	130,800.00	
County Environmental Health Grant (07/01/14-06/30/15)	41-751		188,000.00		188,000.00	188,000.00	
Juvenile Detention Alternatives Initiatives (JDAI)	41-752	68,668.59	50,441.07		50,441.07	50,441.07	
Sheriff IV D Reimbursement Grant	41-753	572,725.00			-	-	
Aggressive Driving Program (10/1/14-09/30/15)	41-754				-	-	
Bergen County Right to Know Program (07/01/15-06/30/16)	41-755		21,869.00		21,869.00	21,869.00	
Sandy SSBG Medically Fragile Children 2015	41-756				-	-	
Recreational Opportunities for Individuals with Disabled Grant	41-757				-	-	
Homeless Program (7/1/15-6/30/16)	41-758	229,000.00	831,026.00		831,026.00	831,026.00	
Senior Farmers Market Grant (06/01/15-09/30/15)	41-759		3,500.00		3,500.00	3,500.00	
State Criminal Alien Assistance Grant	41-760		415,376.00		415,376.00	415,376.00	
Venture Program (09/01/14-08/31/15)	41-761		15,964.07		15,964.07	15,964.07	
HUD-Veteran's Supportive Housing (05/01/15-04/30/16)	41-762		88,415.00		88,415.00	88,415.00	
Work First New Jersey Administration DOL (7/1/15-6/30/16)	41-763		40,000.00		40,000.00	40,000.00	

CURRENT FUND - APPROPRIATIONS

8. GENERAL APPROPRIATIONS (A) Operations	FCOA	Appropriated				Expended 2015	
		for 2016	for 2015	for 2015 By Emergency Appropriation	Total for 2015 As Modified By All Transfers	Paid or Charged	Reserved
Public and Private Programs Offset by Revenues	XXXXXXXXXXXXXX	XXXXXXXXXXXXXX	XXXXXXXXXXXXXX	XXXXXXXXXXXXXX	XXXXXXXXXXXXXX	XXXXXXXXXXXXXX	XXXXXXXXXXXXXX
Job Access & Reverse Commute (JARC) (7/1/14-6/30/15)	41-765		150,000.00		150,000.00	150,000.00	
Venture Program (09/01/15-08/31/16)	41-764		648,402.87		648,402.87	648,402.87	
Job Access & Reverse Commute (JARC) (7/1/15-6/30/16)	41-767		150,000.00		150,000.00	150,000.00	
Kessler Foundation	41-769				-	-	
Mental Health Law Project	41-770	246,898.00	246,898.00		246,898.00	246,898.00	
Gang, Gun & Narcotics Task Force	41-772	72,236.00			-	-	
Bioterrorism Program - LINC'S Agencies Grant (7/1/15-6/30/16)	41-773		317,607.00		317,607.00	317,607.00	
New Freedom Mobility Management Program Grant (7/1/14-6/30/15)	41-774		25,000.00		25,000.00	25,000.00	
Stop Violence Against Women Grant (VAWA) (5/1/15-4/30/16)	41-775		29,244.00		29,244.00	29,244.00	
Juvenile Accountability Incentive Grant	41-776				-	-	
State/Community Partnership Program	41-777	830,965.00	830,965.00		830,965.00	830,965.00	
Children's Interagency Coordination Council	41-778	36,874.00	36,874.00		36,874.00	36,874.00	
HUD - Homeless Management Information System	41-779	82,893.00	82,893.00		82,893.00	82,893.00	
Domestic Violence Intervention Services	41-780	503,857.00	503,857.00		503,857.00	503,857.00	
Prosecutor Body Armor Replacement	41-781		11,043.92		11,043.92	11,043.92	
County Police Body Arnor Replacement	41-782		8,344.67		8,344.67	8,344.67	
Local Arts Program 2015	41-783	96,777.00	96,777.00		96,777.00	96,777.00	
Chronic Disease Self Management Program (10/1/14-8/31/15)	41-784		25,000.00		25,000.00	25,000.00	

CURRENT FUND - APPROPRIATIONS

8. GENERAL APPROPRIATIONS (A) Operations	FCOA	Appropriated				Expended 2015	
		for 2016	for 2015	for 2015 By Emergency Appropriation	Total for 2015 As Modified By All Transfers	Paid or Charged	Reserved
Public and Private Programs Offset by Revenues	XXXXXXXXXXXX	XXXXXXXXXXXX	XXXXXXXXXXXX	XXXXXXXXXXXX	XXXXXXXXXXXX	XXXXXXXXXXXX	XXXXXXXXXXXX
Prosecutor Body Armor Replacement (2015)	41-786		11,445.24		11,445.24	11,445.24	
County Environmental Health Grant (1/1/15-6/30/15)	41-785		41,700.00		41,700.00	41,700.00	
Bioterrorism Preparedness Program (7/1/14-6/30/15)	41-787				-	-	
Subregional Support & Intern Grant (07/01/12-06/30/13)	41-788				-	-	
Subregional Support & Intern Grant (7/1/15-6/30/16)	41-789		15,000.00		15,000.00	15,000.00	
Water Works Preservation Plan Grant	41-791				-	-	
CD-Homeless Management Information (07/01/14-06/30/15)	41-792	20,000.00	20,000.00		20,000.00	20,000.00	
State Homeland Security Grant Program	41-793				-	-	
Historical Commission Grant (07/01/12-06/30/13)	41-794				-	-	
Historical Commission Grant (07/01/14-06/30/15)	41-795	22,885.00	22,885.00		22,885.00	22,885.00	
TB Control in Bergen County (07/01/15-06/30/16)	41-798		290,472.00		290,472.00	290,472.00	
Sheriff Body Armor Replacement (2015)	41-803		43,607.41		43,607.41	43,607.41	
Sheriff Body Armor Replacement (1/1/15-12/31/15)	41-804		36,602.37		36,602.37	36,602.37	
Drug Recognition Expert Grant (10/1/13-9/30/14)	41-806				-	-	
Drug Recognition Expert Grant (10/1/14-9/30/15)	41-807		25,000.00		25,000.00	25,000.00	
Basic Center Program Grant (09/30/15-09/29/16)	41-790		163,811.00		163,811.00	163,811.00	
Detention Facility Incentive Grant	41-793				-	-	
Youth Complex Ed Program (09/01/14-06/30/15)	41-796	150,000.00	125,000.00		125,000.00	125,000.00	
NACCHO Developing Capacity to Deliver CDSM	41-797				-	-	
HUD - Housing Counseling Program (10/01/15-03/30/16)	41-799		12,092.00		12,092.00	12,092.00	
Conducted Energy Device Assistance Prog (5/27/15-6/30/15)	41-800		60,000.00		60,000.00	60,000.00	
Special Senate Primary Election Reimbursement	41-801				-	-	

CURRENT FUND - APPROPRIATIONS

8. GENERAL APPROPRIATIONS	FCOA	Appropriated					Expended 2015	
(A) Operations		for 2016	for 2015	for 2015 By Emergency Appropriation	Total for 2015 As Modified By All Transfers	Paid or Charged		Reserved
Public and Private Programs Offset by Revenues	XXXXXXXXXXXXXXXXXX	XXXXXXXXXXXXXXXXXX	XXXXXXXXXXXXXXXXXX	XXXXXXXXXXXXXXXXXX	XXXXXXXXXXXXXXXXXX	XXXXXXXXXXXXXXXXXX	XXXXXXXXXXXXXXXXXX	X
Subregional Technical Studies Program	41-802							
Community Health Disparity Prevention (2015) (07/01/14/06/30/15)	41-731		36,000.00		36,000.00		36,000.00	
Drunk Driving Enforcement Fund	41-710	8,465.32	9,744.49		9,744.49		9,744.49	
Medicare Special Benefits Outreach & Enrollment Assistance	41-722	40,000.00			-		-	
Sandy Homeowner/Renter Assistance Prog 10/1/13-9/30/15)	41-805		1,000,000.00		1,000,000.00		1,000,000.00	
Emergency Management Agency Assistance	41-766		115,000.00		115,000.00		115,000.00	
FFY14 Urban Areas Security Initiative (UASI) (9/1/14-8/31/16)	41-808	482,288.00			-		-	
FFY14 Urban Areas Security Initiative (UASI) (9/1/14-8/31/16)	41-809	348,570.06			-		-	
Historical Commission Pilot Program	41-810	3,500.00						

CURRENT FUND - APPROPRIATIONS

8. GENERAL APPROPRIATIONS	FCOA	Appropriated				Expended 2015	
(A) Operations		for 2016	for 2015	for 2015 By Emergency Appropriation	Total for 2015 As Modified By All Transfers	Paid or Charged	Reserved
Public and Private Programs Offset by Revenues	XXXXXXXXXXXX	XXXXXXXXXXXXXXXXXXXXX	XXXXXXXXXXXXXXXXXXXXX	XXXXXXXXXXXXXXXXXXXXX	XXXXXXXXXXXXXXXXXXXXX	XXXXXXXXXXXXXXXXXXXXX	XXXXXXXXXXXXXXXXXXXXX
Total Public and Private Programs Offset by Revenues	41-999	13,204,332.37	27,415,198.85		27,415,198.85	27,415,198.85	-

CURRENT FUND - APPROPRIATIONS

8. GENERAL APPROPRIATIONS	FCOA	Appropriated				Expended 2015	
(A) Operations		for 2016	for 2015	for 2015 By Emergency Appropriation	Total for 2015 As Modified By All Transfers	Paid or Charged	Reserved
UNCLASSIFIED:	XXXXXXXXXXXXX	XXXXXXXXXXXXXXXXXXXXX	XXXXXXXXXXXXXXXXXXXXX	XXXXXXXXXXXXXXXXXXXXX	XXXXXXXXXXXXXXXXXXXXX	XXXXXXXXXXXXXXXXXXXXX	XXXXXXXXXXXXXXXXXXXXX
Total Operations (item 8(A))	34-199	416,089,547.37	426,831,610.85		427,236,210.85	417,753,870.75	9,407,340.10
B. Contingent	35-470						
Total Operations Including Contingent	34-201	416,089,547.37	426,831,610.85		427,236,210.85	417,753,870.75	9,407,340.10
Detail:							
Salaries and Wages	34-201-1	163,283,986.00	159,755,959.00		157,389,709.00	155,005,624.02	2,384,084.98
Other Expenses (Including Contingent)	34-201-2	252,805,561.37	267,075,651.85		269,846,501.85	262,748,246.73	7,023,255.12

CURRENT FUND - APPROPRIATIONS

8. GENERAL APPROPRIATIONS (C) Capital Improvements	FCOA	Appropriated				Expended 2015	
		for 2016	for 2015	for 2015 By Emergency Appropriation	Total for 2015 As Modified By All Transfers	Paid or Charged	Reserved
Capital Improvement Fund							-
Down Payments on Improvements	44-915-100	2,800,000.00	1,500,000.00		1,500,000.00	1,500,000.00	-
Acquisition of Various Equipment							-
Acquisition of Office Equipment	44-915-110	100,000.00	100,000.00		100,000.00	4,839.00	95,161.00
Acquisition of Communications Equipment	44-902-100						-
Acquisition of Fire Fighting Equipment	44-903-100						-
Acquisition of Traffic Equipment	44-904-100						-
Total Capital Improvements	44-999	2,900,000.00	1,600,000.00		1,600,000.00	1,504,839.00	95,161.00

CURRENT FUND - APPROPRIATIONS

8. GENERAL APPROPRIATIONS (D) County Debt Service	FCOA	Appropriated				Expended 2015	
		for 2016	for 2015	for 2015 By Emergency Appropriation	Total for 2015 As Modified By All Transfers	Paid or Charged	Reserved
Payment of Bond Principal:							XXXXXXXXXXXXXXX XXX
a) Park Bonds							XXXXXXXXXXXXXXX XXX
b) County College Bonds							XXXXXXXXXXXXXXX XXX
c) State Aid - County College Bonds (N.J.S. 18A:64A-22.6)	45-920-110	5,440,000.00	3,995,000.00		3,995,000.00	3,995,000.00	XXXXXXXXXXXXXXX XXX
d) Vocational School Bond	45-920-105	7,611,000.00	8,740,000.00		8,740,000.00	8,740,000.00	XXXXXXXXXXXXXXX XXX
e) Other Bonds	45-920-100	44,268,662.00	37,625,000.00		37,625,000.00	37,590,466.56	XXXXXXXXXXXXXXX XXX
Payment of Bond Anticipation Notes							XXXXXXXXXXXXXXX XXX
Interest on Bonds:							XXXXXXXXXXXXXXX XXX
a) Park Bonds							XXXXXXXXXXXXXXX XXX
b) County College Bonds							XXXXXXXXXXXXXXX XXX
c) State Aid - County College Bonds (N.J.S. 18A:64A-22.6)	45-930-110	753,235.00	824,833.00		824,833.00	690,929.38	XXXXXXXXXXXXXXX XXX
d) Vocational School Bond	45-930-105	2,830,349.00	2,007,404.00		2,007,404.00	2,007,404.00	XXXXXXXXXXXXXXX XXX
e) Other Bonds	45-930-100	19,010,990.00	19,401,495.00		19,401,495.00	19,271,432.23	XXXXXXXXXXXXXXX XXX
Interest on Bond Anticipation Notes	45-930-120	2,600,000.00	1,500,000.00		1,500,000.00	646,499.94	XXXXXXXXXXXXXXX XXX
Green Trust Loan Program:							XXXXXXXXXXXXXXX XXX
Loan Repayments for Principal and Interest	45-940-100	400,000.00	500,000.00		500,000.00	314,191.11	
Forward Supply Contracts - Refunding Issue							XXXXXXXXXXXXXXX XXX
Total County Debt Service	45-999	82,914,236.00	74,593,732.00		74,593,732.00	73,255,923.22	XXXXXXXXXXXXXXX XXX

CURRENT FUND - APPROPRIATIONS

8. GENERAL APPROPRIATIONS (E) Deferred Charges and Statutory Expenditures- County	FCOA	Appropriated				Expended 2015	
		for 2016	for 2015	for 2015 By Emergency Appropriation	Total for 2015 As Modified By All Transfers	Paid or Charged	Reserved
	XXXXXXXXXXXXXXXX	XXXXXXXXXXXXXXXX X	XXXXXXXXXXXXXXXX X	XXXXXXXXXXXXXXXX XXX	XXXXXXXXXXXXXXXX X	XXXXXXXXXXXXXXXX X	XXXXXXXXXXXXXXXX XXX
(1) DEFERRED CHARGES	XXXXXXXXXXXXXXXX	XXXXXXXXXXXXXXXX X	XXXXXXXXXXXXXXXX X	XXXXXXXXXXXXXXXX XXX	XXXXXXXXXXXXXXXX X	XXXXXXXXXXXXXXXX X	XXXXXXXXXXXXXXXX XXX
Emergency Authorizations	46-870			XXXXXXXXXXXXXXXX XXX			XXXXXXXXXXXXXXXX XXX
Special Emergency Authorizations: 5 Years (40A:4-55) (40A:4-55.8)	46-875			XXXXXXXXXXXXXXXX XXX			XXXXXXXXXXXXXXXX XXX
Special Emergency Authorizations: 3 Years (40A:4-55.1) (40A:4-55.13)	46-871			XXXXXXXXXXXXXXXX XXX			XXXXXXXXXXXXXXXX XXX
Deferred Charges Unfunded Ord 03-40 5 Years - L.F.B. Approval	46-872			XXXXXXXXXXXXXXXX XXX			XXXXXXXXXXXXXXXX XXX
				XXXXXXXXXXXXXXXX XXX			XXXXXXXXXXXXXXXX XXX
				XXXXXXXXXXXXXXXX XXX			XXXXXXXXXXXXXXXX XXX
				XXXXXXXXXXXXXXXX XXX			XXXXXXXXXXXXXXXX XXX
				XXXXXXXXXXXXXXXX XXX			XXXXXXXXXXXXXXXX XXX
				XXXXXXXXXXXXXXXX XXX			XXXXXXXXXXXXXXXX XXX
				XXXXXXXXXXXXXXXX XXX			XXXXXXXXXXXXXXXX XXX
				XXXXXXXXXXXXXXXX XXX			XXXXXXXXXXXXXXXX XXX
				XXXXXXXXXXXXXXXX XXX			XXXXXXXXXXXXXXXX XXX
				XXXXXXXXXXXXXXXX XXX			XXXXXXXXXXXXXXXX XXX
				XXXXXXXXXXXXXXXX XXX			XXXXXXXXXXXXXXXX XXX
				XXXXXXXXXXXXXXXX XXX			XXXXXXXXXXXXXXXX XXX
				XXXXXXXXXXXXXXXX XXX			XXXXXXXXXXXXXXXX XXX
				XXXXXXXXXXXXXXXX XXX			XXXXXXXXXXXXXXXX XXX
				XXXXXXXXXXXXXXXX XXX			XXXXXXXXXXXXXXXX XXX
				XXXXXXXXXXXXXXXX XXX			XXXXXXXXXXXXXXXX XXX
				XXXXXXXXXXXXXXXX XXX			XXXXXXXXXXXXXXXX XXX
				XXXXXXXXXXXXXXXX XXX			XXXXXXXXXXXXXXXX XXX

CURRENT FUND - APPROPRIATIONS

8. GENERAL APPROPRIATIONS (E) Deferred Charges and Statutory Expenditures- County	FCOA	Appropriated				Expended 2015	
		for 2016	for 2015	for 2015 By Emergency Appropriation	Total for 2015 As Modified By All Transfers	Paid or Charged	Reserved
	XXXXXX	XXXXXXXXXXXXXXXXXX	XXXXXXXXXXXXXXXXXX	XXXXXXXXXXXXXXXXXX	XXXXXXXXXXXXXXXXXX	XXXXXXXXXXXXXXXXXX	XXXXXXXXXXXXXXXXXX
(2) STATUTORY EXPENDITURES:	XXXXXX	XXXXXXXXXXXXXXXXXX	XXXXXXXXXXXXXXXXXX	XXXXXXXXXXXXXXXXXX	XXXXXXXXXXXXXXXXXX	XXXXXXXXXXXXXXXXXX	XXXXXXXXXXXXXXXXXX
Contribution to:							
Public Employees' Retirement System	36-471	10,598,066.00	9,623,675.00		9,623,675.00	9,553,088.71	70,586.29
Social Security System (O.A.S.I.)	36-472	12,578,028.00	12,445,212.00		12,040,612.00	11,694,933.42	345,678.58
County Pension and Retirement Fund							
Unemployment Compensation Insurance (N.J.S.A. 43:21-3 et seq.)	36-476	470,000.00	650,000.00		650,000.00	650,000.00	-
Police and Firemen's Retirement System	36-474	16,608,503.00	16,439,686.00		16,439,686.00	16,359,389.10	80,296.90
Defined Contribution Retirement Program	36-473	50,000.00	50,000.00		50,000.00	11,198.10	38,801.90
Total Deferred Charges and Statutory Expenditures - County	46-999	40,304,597.00	39,208,573.00		38,803,973.00	38,268,609.33	535,363.67
(F) Judgements	37-480						
(G) Cash Deficit of Preceeding Year	46-855						
9. TOTAL GENERAL APPROPRIATIONS FOR COUNTY	34-499	542,208,380.37	542,233,915.85		542,233,915.85	530,783,242.30	10,037,864.77

CURRENT FUND - APPROPRIATIONS

8. GENERAL APPROPRIATIONS Summary of Appropriations	FCOA	Appropriated				Expended 2015	
		for 2016	for 2015	for 2015 By Emergency Appropriation	Total for 2015 As Modified By All Transfers	Paid or Charged	Reserved
	xxxxxxx						
(A) Operations:	xxxxxxx						
Subtotal Operations	34-999	402,885,215.00	399,416,412.00		399,821,012.00	390,338,671.90	9,407,340.10
Public & Private Progs Offset by Revenues	41-999	13,204,332.37	27,415,198.85		27,415,198.85	27,415,198.85	-
(B) Contingent	35-470						
Total Operations Including Contingent	34-201	416,089,547.37	426,831,610.85		427,236,210.85	417,753,870.75	9,407,340.10
(C) Capital Improvements	44-999	2,900,000.00	1,600,000.00		1,600,000.00	1,504,839.00	95,161.00
(D) Debt Service	45-999	82,914,236.00	74,593,732.00		74,593,732.00	73,255,923.22	x
(E) Total Deferred Charges & Statutory Expenditures	46-999	40,304,597.00	39,208,573.00		38,803,973.00	38,268,609.33	535,363.67
(F) Judgements	37-480						
(G) Cash Deficit of Preceeding Year	46-885						
Total General Appropriations	34-499	542,208,380.37	542,233,915.85		542,233,915.85	530,783,242.30	10,037,864.77

Dedication by Rider- (N.J.S. 40a:4-39) " The dedicated revenues anticipated during the year 2016 from Motor Vehicle Fines; Solid Fuel Licenses and Poultry Licenses; Bequest, Escheat; Unemployment Compensation Insurance; Reimbursement for Sale of Gasoline to State Automobiles; Weights & Measures; State Fee Reimbursement; Narcotics Task Force Revenue; Self Insured Unemployment Compensation Trust Fund; Prosecutor's County Law Enforcement Trust Account "CLETA"; Resource Recovery Trust Fund; Open Space Trust Fund; Community Development Block Grant Act of 1974; Attorney Identification Program; Homeless Trust Fund; Celebration of Public Events Donations; Acceptance of Bequests; Legacies and Gifts are hereby anticipated as revenue and are appropriated for the purposes which said revenue is dedicated by statute or other legal requirement.

(Insert additional appropriate titles in space above when applicable, if resolution for rider has been approved by the Director)

DEDICATED WATER UTILITY BUDGET

DEDICATED REVENUES FROM WATER UTILITY	FCOA	Anticipated			Realized in Cash in 2015
		2016		2015	
Operating Surplus Anticipated	08-501				
Operating Surplus Anticipated with Prior Written Consent of Director of Local Government Services	08-502				
Total Operating Surplus Anticipated	08-500				
Rents	08-503				
Fire Hydrant Service	08-504				
Miscellaneous	08-505				
Special Items of General Revenue Anticipated with Prior Written Consent of Director of Local Government Services	XXXXXXX	XXXXXXXXXX		XXXXXXXXXX	XXXXXXXXXX
Deficit (General Budget)	08-549				
Total Water Utility Revenues	08-599				

DEDICATED WATER UTILITY BUDGET - (continued)

* Note: Use sheet 33 for Water Utility only.

11. APPROPRIATIONS FOR WATER UTILITY	FCOA	Appropriated								Expended 2015			
		for 2016		for 2015		for 2015 By Emergency Appropriation		Total for 2015 As Modified By All Transfers		Paid or Charged		Reserved	
Operating:	XXXXXX	XXXXXXXXXX	XX	XXXXXXXXXX	XX	XXXXXXXXXX	XX	XXXXXXXXXX	XX	XXXXXXXXXX	XX	XXXXXXXXXX	XX
Salaries & Wages	55-501												
Other Expenses	55-502												
Capital Improvements:	XXXXXX	XXXXXXXXXX	XX	XXXXXXXXXX	XX	XXXXXXXXXX	XX	XXXXXXXXXX	XX	XXXXXXXXXX	XX	XXXXXXXXXX	XX
Down Payments on Improvements	55-510												
Capital Improvement Fund	55-511												
Capital Outlay	55-512												
Debt Service		XXXXXXXXXX	XX	XXXXXXXXXX	XX	XXXXXXXXXX	XX	XXXXXXXXXX	XX	XXXXXXXXXX	XX	XXXXXXXXXX	XX
Payment of Bond Principal	55-520											XXXXXXXXXX	XX
Payment of Bond Anticipation Notes and Capital Notes	55-521											XXXXXXXXXX	XX
Interest on Bonds	55-522											XXXXXXXXXX	XX
Interest on Notes	55-523											XXXXXXXXXX	XX
												XXXXXXXXXX	XX

DEDICATED WATER UTILITY BUDGET - (continued)

* Note: Use sheet 33 for Water Utility only.

11. APPROPRIATIONS FOR WATER UTILITY	FCOA	Appropriated						Expended 2015					
		for 2016		for 2015		for 2015 By Emergency Appropriation		Total for 2015 As Modified By All Transfers		Paid or Charged		Reserved	
Deferred Charges and Statutory Expenditures:	xxxxxx	xxxxxxxxxx	xx	xxxxxxxxxx	xx	xxxxxxxxxx	xx	xxxxxxxxxx	xx	xxxxxxxxxx	xx	xxxxxxxxxx	xx
DEFERRED CHARGES:	xxxxxx	xxxxxxxxxx	xx	xxxxxxxxxx	xx	xxxxxxxxxx	xx	xxxxxxxxxx	xx	xxxxxxxxxx	xx	xxxxxxxxxx	xx
Emergency Authorizations	55-530					xxxxxxxxxx	xx					xxxxxxxxxx	xx
						xxxxxxxxxx	xx					xxxxxxxxxx	xx
						xxxxxxxxxx	xx					xxxxxxxxxx	xx
						xxxxxxxxxx	xx					xxxxxxxxxx	xx
						xxxxxxxxxx	xx					xxxxxxxxxx	xx
STATUTORY EXPENDITURES:	xxxxxx	xxxxxxxxxx	xx	xxxxxxxxxx	xx	xxxxxxxxxx	xx	xxxxxxxxxx	xx	xxxxxxxxxx	xx	xxxxxxxxxx	xx
Contribution To:													
Public Employees' Retirement System	55-540												
Social Security System (O.A.S.I)	55-541												
Unemployment Compensation Insurance (N.J.S.A. 43:21-3 et. seq.)	55-542												
Judgements	55-531												
Deficits in Operations in Prior Years	55-532					xxxxxxxxxx	xx					xxxxxxxxxx	xx
Surplus (General Budget)	55-545					xxxxxxxxxx	xx					xxxxxxxxxx	xx
TOTAL WATER UTILITY APPROPRIATIONS	55-599												

DEDICATED UTILITY BUDGET

10. DEDICATED REVENUES FROM -----	FCOA	Anticipated				Realized in Cash in 2015	
		2016		2015			
Operating Surplus Anticipated	08-501						
Operating Surplus Anticipated with Prior Written Consent of Director of Local Government Services	08-502						
Total Operating Surplus Anticipated	08-500						
Special Items of General Revenue Anticipated with Prior Written Consent of Director of Local Government Services	XXXXXXXX	XXXXXXXXXXXXXXXXXX	XX	XXXXXXXXXXXXXXXXXX	XX	XXXXXXXXXXXXXXXXXX	XX
Deficit(General Budget)	08-549						
Total ----- Utility Revenues	08-599						

Use a separate set of sheets for each separate Utility.

DEDICATED UTILITY BUDGET -(continued)

11. APPROPRIATIONS FOR UTILITY	FCOA	Appropriated								Expended 2015			
		for 2016		for 2015		for 2015 By Emergency Appropriation		Total for 2015 As Modified By All Transfers		Paid or Charged		Reserved	
Operating:	xxxxxxx	xxxxxxxxxxxx	xx	xxxxxxxxxxxx	xx	xxxxxxxxxxxx	xx	xxxxxxxxxxxx	xx	xxxxxxxxxxxx	xx	xxxxxxxxxxxx	xx
Salaries & Wages	55-501												
Other Expenses	55-502												
Capital Improvements:	xxxxxxx	xxxxxxxxxxxx	xx	xxxxxxxxxxxx	xx	xxxxxxxxxxxx	xx	xxxxxxxxxxxx	xx	xxxxxxxxxxxx	xx	xxxxxxxxxxxx	xx
Down Payments on Improvements	55-510												
Capital Improvement Fund	55-511					xxxxxxxxxxxx	xx						
Capital Outlay	55-512												
Debt Service	xxxxxxx	xxxxxxxxxxxx	xx	xxxxxxxxxxxx	xx	xxxxxxxxxxxx	xx	xxxxxxxxxxxx	xx	xxxxxxxxxxxx	xx	xxxxxxxxxxxx	xx
Payment of Bond Principal	55-520											xxxxxxxxxxxx	xx
Payment of Bond Anticipation Notes and Capital Notes	55-521											xxxxxxxxxxxx	xx
Interest on Bonds	55-522											xxxxxxxxxxxx	xx
Interest on Notes	55-523											xxxxxxxxxxxx	xx
												xxxxxxxxxxxx	xx

DEDICATED UTILITY BUDGET -(continued)

11. APPROPRIATIONS FOR UTILITY	FCOA	Appropriated						Expended 2015					
		for 2016		for 2015		for 2015 By Emergency Appropriation		Total for 2015 As Modified By All Transfers		Paid or Charged		Reserved	
Deferred Charges and Statutory Expenditures:	xxxxxxx	xxxxxxxxxxxx	xx	xxxxxxxxxxxx	xx	xxxxxxxxxxxx	xx	xxxxxxxxxxxx	xx	xxxxxxxxxxxx	xx	xxxxxxxxxxxx	xx
DEFERRED CHARGES:	xxxxxxx	xxxxxxxxxxxx	xx	xxxxxxxxxxxx	xx	xxxxxxxxxxxx	xx	xxxxxxxxxxxx	xx	xxxxxxxxxxxx	xx	xxxxxxxxxxxx	xx
Emergency Authorizations	55-530					xxxxxxxxxxxx	xx					xxxxxxxxxxxx	xx
						xxxxxxxxxxxx	xx					xxxxxxxxxxxx	xx
						xxxxxxxxxxxx	xx					xxxxxxxxxxxx	xx
						xxxxxxxxxxxx	xx					xxxxxxxxxxxx	xx
						xxxxxxxxxxxx	xx					xxxxxxxxxxxx	xx
STATUTORY EXPENDITURES:	xxxxxxx	xxxxxxxxxxxx	xx	xxxxxxxxxxxx	xx	xxxxxxxxxxxx	xx	xxxxxxxxxxxx	xx	xxxxxxxxxxxx	xx	xxxxxxxxxxxx	xx
Contribution to:													
Public Employees' Retirement System	55-540												
Social Security System (O.A.S.I.)	55-541												
Unemployment Compensation Insurance (N.J.S.A. 43:21-3 et. seq.)	55-542												
Judgements	55-531												
Deficits in Operation in Prior Years	55-532					xxxxxxxxxxxx	xx					xxxxxxxxxxxx	xx
Surplus(General Budget)	55-545					xxxxxxxxxxxx	xx					xxxxxxxxxxxx	xx
TOTAL UTILITY APPROPRIATIONS	55-599												

DEDICATED ASSESSMENT BUDGET

14. DEDICATED REVENUES FROM	FCOA	Anticipated		Realized in Cash in 2015
		2016	2015	
Assessment Cash	51-101			
Deficit (General Budget)	51-885			
Total Assessment Revenues	51-899			
15. APPROPRIATIONS FOR ASSESSMENT DEBT	FCOA	Appropriated		Expended 2015 Paid or Charged
		2016	2015	
Payment of Bond Principal	51-920			
Payment of Bond Anticipation Notes	51-925			
Total Assessment Appropriations	51-999			

DEDICATED WATER UTILITY ASSESSMENT BUDGET

14. DEDICATED REVENUES FROM	FCOA	Anticipated		Realized in Cash in 2015
		2016	2015	
Assessment Cash	52-101			
Deficit Water Utility Budget	52-885			
Total Water Utility Assessment Revenues	52-899			
15. APPROPRIATIONS FOR ASSESSMENT DEBT	FCOA	Appropriated		Expended 2015 Paid or Charged
		2016	2015	
Payment of Bond Principal	52-920			
Payment of Bond Anticipation Notes	52-925			
Total Water Utility Assessment Appropriations	52-999			

APPENDIX TO BUDGET STATEMENT

CURRENT FUND BALANCE SHEET - DECEMBER 31, 2015

ASSETS			
Cash and Investments	1110100	56,228,414	41
Due from State of N.J.(c20,P.L. 1971)	1111000	-	
Federal and State Grants Receivable	1110200		
Receivables with Offsetting Reserves:	xxxxxxxx	xxxxxxxxxxxx	xx
Taxes Receivable	1110300		
Tax Title Liens Receivable	1110400		
Property Acquired by Tax Title Lien Liquidation	1110500		
Other Receivables	1110600	27,761,517	25
Deferred Charges Required to be in 2015 Budget	1110700		
Deferred Charges Required to be in Budgets Subsequent to 2015	1110800		
Total Assets	1110900	83,989,931	66
LIABILITIES, RESERVES AND SURPLUS			
*Cash Liabilities	2110100	22,447,713	80
Reserves for Receivables	2110200	27,761,517	25
Surplus	2110300	33,780,700	61
Total Liabilities, Reserves and Surplus		83,989,931	66

School Tax Levy Unpaid	2220110		
Less School Tax Deferred	2220200		
*Balance Included in Above "Cash Liabilities"	2220300		

COMPARATIVE STATEMENT OF CURRENT FUND OPERATIONS AND CHANGE IN CURRENT SURPLUS

		YEAR 2015		YEAR 2014	
Surplus Balance, January 1st	2310100	32,660,719	58	34,825,209	22
CURRENT REVENUE ON A CASH BASIS					
Current Taxes					
*(Percentage collected:2015 %, 2014 %)	2310200	386,966,708	42	370,968,807	-
Delinquent Taxes	2310300				
Other Revenues and Additions to Income	2310400	156,387,188	88	148,918,254	13
Total Funds	2310500	576,014,616	88	554,712,270	35
EXPENDITURES AND TAX REQUIREMENTS:					
Municipal Appropriations	2310600	542,233,916	27	522,051,550	77
School Taxes (Including Local and Regional)	2310700				
County Taxes(Including Added Tax Amounts)	2310800				
Special District Taxes	2310900				
Other Expenditures and Deductions from Income	2311000				
Total Expenditures and Tax Requirements	2311100				
Less: Expenditures to be Raised by Future Taxes	2311200				
Total Adjusted Expenditures and Tax Requirements	2311300				
Surplus Balance - December 31st	2311400	33,780,700	61	32,660,719	22

*Nearest even percentage may be used

Proposed Use of Current Fund Surplus in 2016 Budget

Surplus Balance December 31, 2015	2311500	33,780,700	61
Current Surplus Anticipated in 2016 Budget	2311600	18,350,000	-
Surplus Balance Remaining	2311700	15,430,700	61

(Important:This appendix must be included in advertisement of budget.)

2016

CAPITAL BUDGET AND CAPITAL IMPROVEMENT PROGRAM

This section is included with the Annual Budget pursuant to N.J.S.C. 5:30-4. It does not in itself confer any authorization to raise or expend funds. Rather it is a document used as part of the local unit's planning and management program. Specific authorization to expend funds for purposes described in this section must be granted elsewhere, by a separate bond ordinance, by inclusion of a line item in the Capital Improvement Section of this budget, by an ordinance taking the money from the Capital Improvement Fund, or other lawful means.

CAPITAL BUDGET

- A plan for all capital expenditures for the current fiscal year.

If no Capital Budget is included, check the reason why:

- Total capital expenditures this year do not exceed \$25,000, including appropriations for Capital Improvement Fund, Capital Line Items and Down Payments on Improvements.
- No bond ordinances are planned this year.

CAPITAL IMPROVEMENT PROGRAM

- A multi-year list of planned capital projects, including the current year.

Check appropriate box for number of years covered, including current year:

- 3 years. (Population under 10,000)
- 6 years. (Over 10,000 and all county governments)

NARRATIVE FOR CAPITAL IMPROVEMENT PROGRAM

Presented is the County of Bergen Spending Program for the years 2016 thru 2021, as currently projected.

**CAPITAL BUDGET (Current Year Action)
2016**

Local Unit COUNTY OF BERGEN

1 PROJECT TITLE	2 PROJECT NUMBER	3 ESTIMATED TOTAL COST	4 AMOUNTS RESERVED IN PRIOR YEARS	PLANNED FUNDING SERVICES FOR CURRENT YEAR - 2016					6 TO BE FUNDED IN FUTURE YEARS
				5a 2015 Budget Appropriations	5b Capital Improvement Fund	5c Capital Surplus	5d Grants in Aid and Other Funds	5e Debt Authorized	
Roads and Bridges	1	20,509,500			595,250		8,604,500	11,309,750	
Improvements to County Buildings	2	1,367,200			68,360			1,298,840	
Improvements to Vocational/Special Services Schools	3	2,485,000						2,485,000	
Improvements to County Parks & Golf Courses	4	4,725,000			236,250			4,488,750	
Acquisition of Equipment or Other Improvements	5	4,293,910			214,696			4,079,214	
Improvements to County College	6	5,200,000						5,200,000	
Justice Center Improvements	7	-						-	
Hospital Improvements	8	3,000,000			150,000			2,850,000	
Law Enforcement & Public Safety Improvements & Equipment	9	9,302,285			381,116			8,921,169	
Self Insurance Reserves	10	24,880,000			1,244,000			23,636,000	
Voting Machines For Election Divisions	11	0			0			0	
Finally Adopted									
PAGE TOTAL		75,762,895			2,889,672		8,604,500	64,268,723	

YEAR CAPITAL PROGRAM 2016 - 2021
Anticipated Project Schedule and Funding Requirements

Local Unit COUNTY OF BERGEN

1 PROJECT TITLE	2 PROJECT NUMBER	3 ESTIMATED TOTAL COSTS	4 ESTIMATED COMPLETION TIME	FUNDING AMOUNTS PER YEAR					
				5a 2016	5b 2017	5c 2018	5d 2019	5e 2020	5f 2021
Roads and Bridges	1	110,509,500	2016-2020	20,509,500	18,000,000	18,000,000	18,000,000	18,000,000	18,000,000
Improvements to County Buildings	2	12,367,200	2016-2020	1,367,200	2,000,000	2,000,000	2,000,000	2,500,000	2,500,000
Improvements to Vocational/Special Services Schools	3	17,485,000	2016-2020	2,485,000	5,000,000	4,000,000	2,000,000	2,000,000	2,000,000
Improvements to County Parks & Golf Courses	4	27,725,000	2016-2020	4,725,000	5,000,000	6,000,000	4,000,000	4,000,000	4,000,000
Acquisition of Equipment or Other Improvements	5	19,293,910	2016-2020	4,293,910	3,000,000	3,000,000	3,000,000	3,000,000	3,000,000
Improvements to County College	6	18,200,000	2016-2020	5,200,000	3,000,000	3,000,000	3,000,000	2,000,000	2,000,000
Justice Center Improvements	7	39,000,000	2016-2020	-	15,000,000	20,000,000	2,000,000	1,000,000	1,000,000
Hospital Improvements	8	34,000,000	2016-2020	3,000,000	7,000,000	7,000,000	7,000,000	5,000,000	5,000,000
Law Enforcement & Public Safety Improvements & Equipment	9	36,302,285	2016-2020	9,302,285	6,000,000	6,000,000	5,000,000	5,000,000	5,000,000
Self Insurance Reserves	10	24,880,000	2016-2020	24,880,000	0	0	0	0	0
Voting Machines For Election Divisions	11	6,000,000	2016-2020	0	6,000,000	0	0	0	0
PAGE TOTAL		345,762,895		75,762,895	70,000,000	69,000,000	46,000,000	42,500,000	42,500,000

**YEAR CAPITAL PROGRAM 2016 - 2021
SUMMARY OF ANTICIPATED FUNDING SOURCES AND AMOUNTS**

Local Unit COUNTY OF BERGEN

1 PROJECT TITLE	2 Estimated Total Cost	BUDGET APPROPRIATIONS		4 Capital Improve- ment Fund	5 Capital Surplus	6 Grants-in- Aid and Other Funds	BONDS AND NOTES			
		3a Current Year 2016	3b Future Years				7a General	7b Self Liquidating	7c Assessment	7d School
Roads and Bridges	110,509,500			3,091,725		48,675,000	58,742,775			
Improvements to County Buildings	12,367,200			618,360			11,748,840			
Improvements to Vocational/Special Services Schools	17,485,000			-			17,485,000			
Improvements to County Parks	27,725,000			1,386,250			26,338,750			
Acquisition of Equipment or Other Improvements	19,293,910			964,696			18,329,215			
Improvements to County College	18,200,000			-			18,200,000			
Justice Center Improvements	39,000,000			1,950,000			37,050,000			
Hospital Improvements	34,000,000			1,700,000			32,300,000			
Law Enforcement & Public Safety Improvements & Equipment	36,302,285			1,815,114			34,487,171			
Self Insurance Reserves	24,880,000			1,244,000			23,636,000			
Voting Machines For Election Divisions	6,000,000			300,000			5,700,000			
PAGE TOTAL	345,762,895			13,070,145		48,675,000	284,017,750			

**SECTION 2 - UPON ADOPTION FOR YEAR 2016
(Only to be Included in the Budget as Finally Adopted)**

RESOLUTION

BE IT RESOLVED by the Board of Chosen Freeholders of the County of Bergen that the budget herinbefore set forth is hereby adopted and shall constitute an appropriation for the purposes stated of the sums therein set forth as appropriations, and authorization of the amount of Item 2 \$405,044,406.00 dollars for county to be raised by taxation and certification to the County Board of Taxation of the following summary of general revenues and appropriations.

RECORDED VOTE
(Insert last name)

Ayes {
Felice
Grant
Sullivan
Voss
Zar
Tarelli

Nays {
D'Nicola

Abstained { *—*

Absent {

SUMMARY OF REVENUES

1. General Revenues		
Surplus Anticipated	08-100	\$ 18,350,000.00
Miscellaneous Revenues Anticipated	13-099	\$ 118,813,974.37
Receipts from Delinquent Taxes	15-499	\$ 0
2. AMOUNT TO BE RAISED BY TAXATION FOR MUNICIPAL PURPOSES (Item 6, Sheet 9)	07-190	\$ 405,044,406.00
Total Revenues	13-299	\$ 542,208,380.37

SUMMARY OF APPROPRIATIONS

5. GENERAL APPROPRIATIONS	XXXXXXXXXX	XXXXXXXXXXXXXXXXXXXX
Within "CAPS"	XXXXXXXXXX	XXXXXXXXXXXXXXXXXXXX
(a&b) Operations including Contingent	34-201	\$ 416,089,547.37
(c) Capital Improvements	44-999	\$ 2,900,000.00
(d) Total Debt Service	45-999	\$ 82,914,236.00
(e) Deferred Charges and Statutory Expenditures - County	46-999	\$ 40,304,597.00
(f) Judgements	37-480	\$ 0
(g) Cash Deficit	46-885	\$ 0
		\$
		\$
		\$
Total General Appropriations	34-499	\$ 542,208,380.37

It is hereby certified that the within budget is a true copy of the budget finally adopted by resolution of the Governing Body on the 15th day of

June, 2016. It is further certified that each item of revenue and appropriation is set forth in the same amount and by the same title as

appeared in the 2016 approved budget and all amendments thereto, if any, which have been previously approved by the Director of Local Government Services.

Certified by me this 15th day of June, 2016 , Clerk to the Board of Chosen Freeholders
signature

LOCAL UNIT Bergen County COUNTY/MUNICIPAL OPEN SPACE, RECREATION, FARMLAND AND HISTORIC PRESERVATION TRUST FUND

DEDICATED REVENUES	FCOA	Anticipated		Realized in Cash in 2015	APPROPRIATIONS	FCOA	Appropriated		Expended 2015	
		2016	2015				for 2016	for 2015	Paid or Charged	Reserved
FROM TRUST FUND										
Amount To Be Raised By Taxation	54-190	4,116,000.00	4,062,000.00	4,111,496.43	Development of Lands for Recreation and Conservation:		xxxxxxx	xxxxxxx	xxxxxxx	xxxxxxx
Added & Omitted		16,726.43	14,051.17	14,051.17	Salaries & Wages	54-385-1				
Interest Income	54-113	20,000.00	36,000.00	20,664.69	Other Expenses	54-385-2	1,214,800.00	1,218,600.00	1,218,600.00	-
					Maintenance of Lands for Recreation and Conservation:		xxxxxxx	xxxxxxx	xxxxxxx	xxxxxxx
Reserve Funds:					Salaries & Wages	54-375-1				
					Other Expenses	54-375-2				
					Historic Preservation:		xxxxxxx	xxxxxxx	xxxxxxx	xxxxxxx
					Salaries & Wages	54-176-1				
					Other Expenses	54-176-2	483,736.00	660,346.00	660,346.00	-
					Acquisition of Lands for Recreation and Conservation:	54-915-2	2,454,190.43	2,233,105.17	2,233,105.17	-
Total Trust Fund Revenues:	54-299	4,152,726.43	4,112,051.17	4,146,212.29	Acquisition of Farmland	54-916-2				
Summary of Program					Down Payments on Improvements	54-906-2				
Year Referendum Passed/Implemented:			1999		Debt Service:		xxxxxxx	xxxxxxx	xxxxxxx	xxxxxxx
			(Date)							
Rate Assessed:		\$	0.0025		Payment of Bond Principal	54-920-2	-	-	-	xxxxxxx
Total Tax Collected to date		\$	144,810,992.26		Payment of Bond Anticipation Notes and	54-925-2				xxxxxxx
Total Expended to date:		\$	131,731,967.74		Interest on Bonds	54-930-2	-	-	-	xxxxxxx
Total Acreage Preserved to date	12/31/2015		778.5924		Interest on Notes	54-935-2				xxxxxxx
			(Acres)							
Recreation land preserved in 2015:			0.0000		Reserve for Future Use	54-950-2				
			(Acres)							
Farmland preserved in 2015:			0.0000		Total Trust Fund Appropriations:	54-499	\$ 4,152,726.43	\$ 4,112,051.17	\$ 4,112,051.17	\$ -
			(Acres)							


Annual List of Change Orders Approved
Pursuant to N.J.A.C. 5:30-11

Contracting Unit: DPW

Year Ending: 12/31/2015

The following is a complete list of all change orders which caused the originally awarded contract price to be exceeded by more than 20 percent. For regulatory details please consult N.J.A.C. 5:30-11.1 et. Seq. Please identify each change order by name of the project.

1 There were no Change Orders exceeding the 20% limitation for the Department of Public Works in 2015.


Raymond Dressler, Director, Department of Public Works

2


3

4

For each change order listed above, submit with introduced budget a copy of the governing body resolution authorizing the change order and an Affidavit of Publication for the newspaper notice required by N.J.A.C. 5:30-11.9(d). (Affidavit must include a copy of the newspaper notice.)

If you have not had a change order exceeding the 20 percent threshold for the year indicated above, please check here and certify below.

6/5/16
Date


Clerk to the Board of Chosen Freeholders